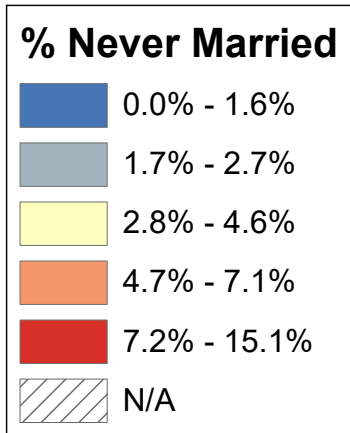
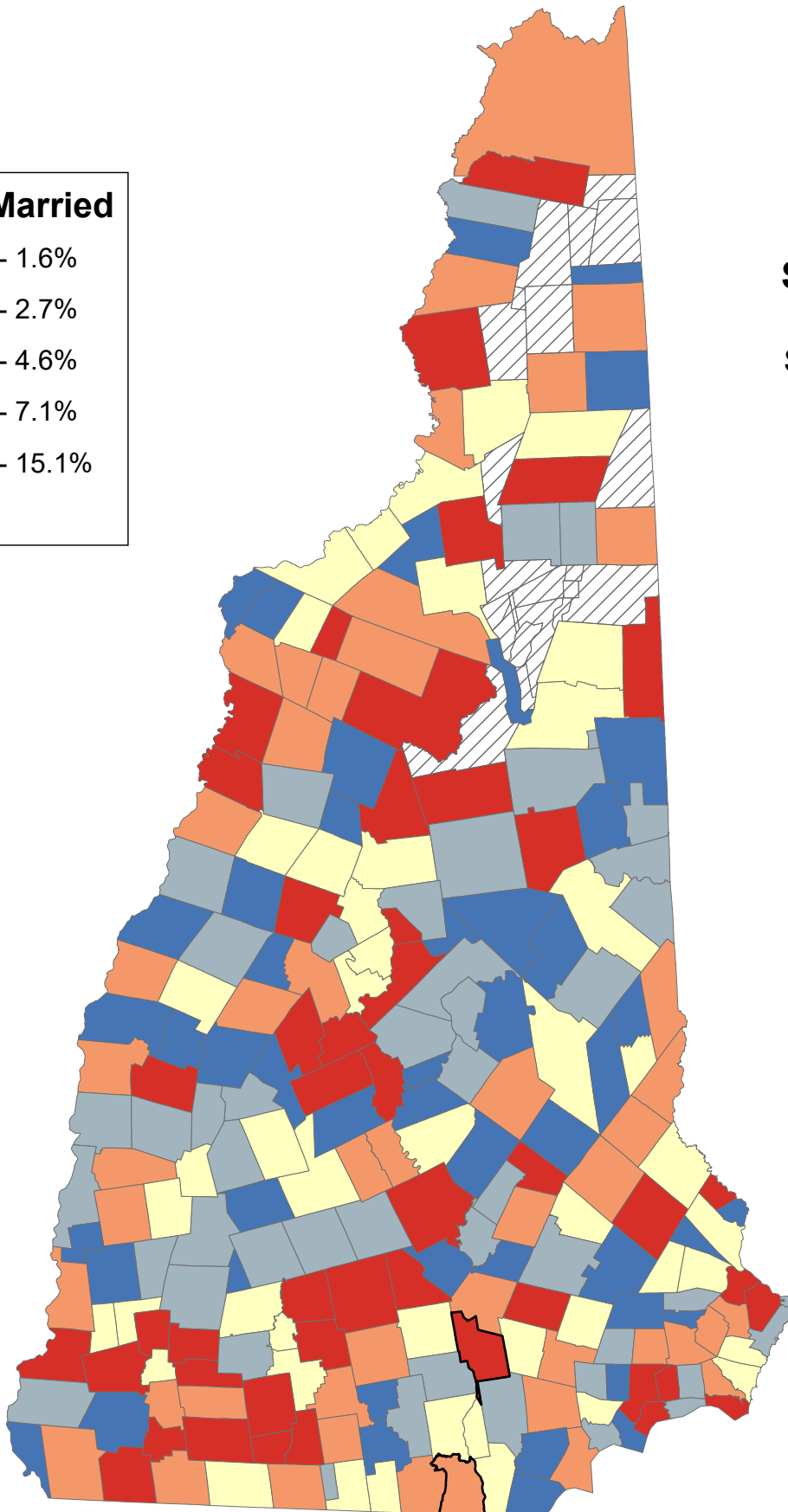


Percentage of Population Age 65+ Years Never Married

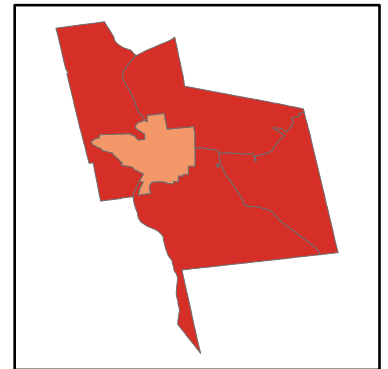


State Average: 4.6%

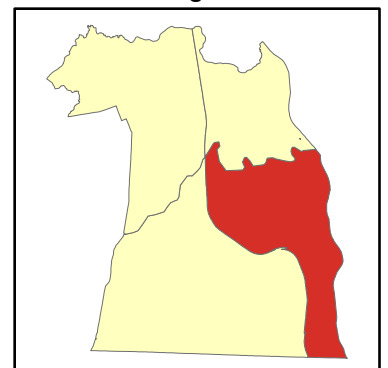
Source: ACS, 2012-2016



Manchester Neighborhoods



Nashua Neighborhoods



% Never Married

Acworth	5.49%	Dalton	4.05%	Haverhill	7.40%	Nelson	8.85%	South Hampton	2.53%	Manchester	
Albany	1.68%	Danbury	9.68%	Hebron	2.68%	New Boston	5.60%	Springfield	1.42%	Central Manchester	5.65%
Alexandria	5.29%	Danville	0.51%	Henniker	2.52%	New Castle	2.75%	Stark	3.31%	Manchester: West	12.62%
Allenstown	0.35%	Deerfield	1.72%	Hill	7.88%	New Durham	1.57%	Stewartstown	2.10%	Manchester: South	7.26%
Alstead	0.00%	Deering	7.82%	Hillsborough	2.12%	New Hampton	10.58%	Stoddard	1.98%	Manchester: North	7.82%
Alton	3.12%	Derry	6.04%	Hinsdale	0.00%	New Ipswich	6.73%	Strafford	6.85%	Manchester: East	11.60%
Amherst	2.69%	Dorchester	1.22%	Holderness	1.99%	New London	2.61%	Stratford	8.97%		
Andover	15.08%	Dover	3.00%	Hollis	6.59%	Newbury	2.31%	Stratham	5.00%	Nashua	
Antrim	2.92%	Dublin	5.49%	Hooksett	4.70%	Newfields	0.00%	Sugar Hill	9.69%	Nashua: Zip 03060	7.97%
Ashland	7.90%	Dummer	6.25%	Hopkinton	2.12%	Newington	7.47%	Sullivan	12.40%	Nashua: Zip 03062	4.57%
Atkinson	1.93%	Dunbarton	10.12%	Hudson	3.24%	Newmarket	2.41%	Sunapee	2.70%	Nashua: Zip 03063	4.15%
Auburn	2.97%	Durham	4.38%	Jackson	4.39%	Newport	2.62%	Surry	3.55%	Nashua: Zip 03064	4.15%
Barnstead	1.39%	East Kingston	7.43%	Jaffrey	11.95%	Newton	9.88%	Sutton	4.03%		
Barrington	9.30%	Easton	5.13%	Jefferson	11.48%	North Hampton	2.84%	Swanzey	0.00%		
Bartlett	4.47%	Eaton	2.13%	Keene	7.54%	Northfield	1.37%	Tamworth	9.01%		
Bath	6.25%	Effingham	2.74%	Kensington	2.74%	Northumberland	5.99%	Temple	11.86%		
Bedford	2.39%	Ellsworth	0.00%	Kingston	12.53%	Northwood	3.15%	Thornton	8.19%	Unincorporated Places	
Belmont	2.46%	Enfield	3.61%	Laconia	2.28%	Nottingham	1.45%	Tilton	1.16%	<i>Atkinson and Gilmanton Academy Grant</i>	
Bennington	3.45%	Epping	0.00%	Lancaster	3.64%	Orange	0.00%	Troy	10.17%	<i>Bean's Grant</i>	
Benton	6.82%	Epsom	4.73%	Landaff	4.67%	Orford	5.56%	Tuftonboro	0.60%	<i>Bean's Purchase</i>	
Berlin	8.88%	Errol	6.45%	Langdon	0.79%	Ossipee	3.67%	Unity	6.67%	<i>Cambridge</i>	
Bethlehem	5.01%	Exeter	5.74%	Lebanon	6.81%	Pelham	1.44%	Wakefield	4.63%	<i>Chandler's Purchase</i>	
Boscawen	4.88%	Farmington	6.60%	Lee	2.81%	Pembroke	1.70%	Walpole	4.82%	<i>Crawford's Purchase</i>	
Bow	0.00%	Fitzwilliam	5.66%	Lempster	4.57%	Peterborough	7.17%	Warner	4.01%	<i>Cutt's Grant</i>	
Bradford	1.16%	Francestown	7.51%	Lincoln	14.21%	Piermont	7.22%	Warren	1.86%	<i>Dix's Grant</i>	
Brentwood	6.53%	Franconia	4.93%	Lisbon	3.72%	Pittsburg	5.68%	Washington	1.99%	<i>Dixville</i>	
Bridgewater	3.80%	Franklin	8.31%	Litchfield	4.31%	Pittsfield	11.78%	Waterville Valley	7.84%	<i>Erving's Location</i>	
Bristol	2.91%	Freedom	2.43%	Littleton	3.42%	Plainfield	1.10%	Weare	7.20%	<i>Green's Grant</i>	
Brookfield	0.00%	Fremont	2.00%	Londonderry	1.84%	Plaisow	0.30%	Webster	7.07%	<i>Hadley's Purchase</i>	
Brookline	2.77%	Gilford	1.32%	Loudon	0.00%	Plymouth	3.63%	Wentworth	3.85%	<i>Kilkenny</i>	
Campton	3.65%	Gilmanton	5.15%	Lyman	0.74%	Portsmouth	8.21%	Westmoreland	8.92%	<i>Livermore</i>	
Canaan	2.38%	Gilsum	3.60%	Lyme	2.28%	Randolph	2.10%	Whitefield	1.14%	<i>Low and Burbank's Grant</i>	
Candia	9.11%	Goffstown	3.28%	Lyndeborough	5.52%	Raymond	3.15%	Wilmot	0.00%	<i>Martin's Location</i>	
Canterbury	3.30%	Gorham	2.74%	Madbury	0.56%	Richmond	8.02%	Wilton	6.24%	<i>Millsfield</i>	
Carroll	3.79%	Goshen	3.25%	Madison	1.22%	Rindge	4.04%	Winchester	6.73%	<i>Odell</i>	
Center Harbor	0.00%	Grafton	5.37%	Manchester	9.15%	Rochester	3.64%	Windham	0.68%	<i>Pinkham's Grant</i>	
Charlestown	1.84%	Grantham	0.00%	Marlborough	4.88%	Rollinsford	1.29%	Windsor	0.00%	<i>Sargent's Purchase</i>	
Chatham	9.59%	Greenfield	4.36%	Marlow	2.00%	Roxbury	2.78%	Wolfeboro	2.04%	<i>Second College Grant</i>	
Chester	4.87%	Greenland	5.68%	Mason	4.31%	Rumney	2.89%	Woodstock	0.00%	<i>Success</i>	
Chesterfield	1.80%	Greenville	2.16%	Meredith	1.61%	Rye	2.40%			<i>Thompson and Meserves Purchase</i>	
Chichester	2.11%	Groton	14.61%	Merrimack	3.94%	Salem	4.95%			<i>Wentworth's Location</i>	
Claremont	2.26%	Hale's Location	1.83%	Middleton	3.06%	Salisbury	0.00%				
Clarksville	11.43%	Hampstead	3.07%	Milan	2.78%	Sanbornton	2.50%				
Colebrook	1.34%	Hampton	3.54%	Milford	1.47%	Sandown	1.62%				
Columbia	5.49%	Hampton Falls	5.28%	Milton	5.43%	Sandwich	2.03%				
Concord	7.58%	Hancock	2.63%	Monroe	1.10%	Seabrook	7.97%				
Conway	1.51%	Hanover	0.48%	Mont Vernon	0.00%	Sharon	8.41%				
Cornish	6.57%	Harrisville	12.23%	Moultonborough	0.95%	Shelburne	5.77%				
Croydon	11.11%	Hart's Location	0.00%	Nashua	5.48%	Somersworth	7.26%				

% Never Married (Ranked)

Andover	15.08%	Benton	6.82%	Greenfield	4.36%	Hebron	2.68%	Northfield	1.37%	Manchester	
Groton	14.61%	Lebanon	6.81%	Litchfield	4.31%	Hancock	2.63%	Colebrook	1.34%	Manchester: West	12.62%
Lincoln	14.21%	Winchester	6.73%	Mason	4.31%	Newport	2.62%	Gilford	1.32%	Manchester: East	11.60%
Kingston	12.53%	New Ipswich	6.73%	Dalton	4.05%	New London	2.61%	Rollinsford	1.29%	Manchester: North	7.82%
Sullivan	12.40%	Unity	6.67%	Rindge	4.04%	South Hampton	2.53%	Madison	1.22%	Manchester: South	7.26%
Harrisville	12.23%	Farmington	6.60%	Sutton	4.03%	Heniker	2.52%	Dorchester	1.22%	Central Manchester	5.65%
Jaffrey	11.95%	Hollis	6.59%	Warner	4.01%	Sanbornton	2.50%	Bradford	1.16%		
Temple	11.86%	Cornish	6.57%	Merrimack	3.94%	Belmont	2.46%	Tilton	1.16%	Nashua	
Pittsfield	11.78%	Brentwood	6.53%	Wentworth	3.85%	Freedom	2.43%	Whitefield	1.14%	Nashua: Zip 03060	7.97%
Jefferson	11.48%	Errol	6.45%	Bridgewater	3.80%	Newmarket	2.41%	Plainfield	1.10%	Nashua: Zip 03062	4.57%
Clarksville	11.43%	Bath	6.25%	Carroll	3.79%	Rye	2.40%	Monroe	1.10%	Nashua: Zip 03063	4.15%
Croydon	11.11%	Dummer	6.25%	Lisbon	3.72%	Bedford	2.39%	Moultonborough	0.95%	Nashua: Zip 03064	4.15%
New Hampton	10.58%	Wilton	6.24%	Ossipee	3.67%	Canaan	2.38%	Langdon	0.79%		
Troy	10.17%	Derry	6.04%	Campton	3.65%	Newbury	2.31%	Lyman	0.74%		
Dunbarton	10.12%	Northumberland	5.99%	Lancaster	3.64%	Laconia	2.28%	Windham	0.68%		
Newton	9.88%	Shelburne	5.77%	Rochester	3.64%	Lyme	2.28%	Tuftonboro	0.60%		
Sugar Hill	9.69%	Exeter	5.74%	Plymouth	3.63%	Claremont	2.26%	Madbury	0.56%	Unincorporated Places	
Danbury	9.68%	Greenland	5.68%	Enfield	3.61%	Greenville	2.16%	Danville	0.51%	<i>Atkinson and Gilmanton Academy Grant</i>	
Chatham	9.59%	Pittsburg	5.68%	Gilsum	3.60%	Eaton	2.13%	Hanover	0.48%	<i>Bean's Grant</i>	
Barrington	9.30%	Fitzwilliam	5.66%	Surry	3.55%	Hillsborough	2.12%	Allenstown	0.35%	<i>Bean's Purchase</i>	
Manchester	9.15%	New Boston	5.60%	Hampton	3.54%	Hopkinton	2.12%	Plaistow	0.30%	<i>Cambridge</i>	
Candia	9.11%	Orford	5.56%	Bennington	3.45%	Chichester	2.11%	Alstead	0.00%	<i>Chandler's Purchase</i>	
Tamworth	9.01%	Lyndeborough	5.52%	Littleton	3.42%	Randolph	2.10%	Newfields	0.00%	<i>Crawford's Purchase</i>	
Stratford	8.97%	Dublin	5.49%	Stark	3.31%	Stewartstown	2.10%	Brookfield	0.00%	<i>Cutt's Grant</i>	
Westmoreland	8.92%	Columbia	5.49%	Canterbury	3.30%	Wolfeboro	2.04%	Center Harbor	0.00%	<i>Dix's Grant</i>	
Berlin	8.88%	Acworth	5.49%	Goffstown	3.28%	Sandwich	2.03%	Ellsworth	0.00%	<i>Dixville</i>	
Nelson	8.85%	Nashua	5.48%	Goshen	3.25%	Marlow	2.00%	Epping	0.00%	<i>Erving's Location</i>	
Sharon	8.41%	Milton	5.43%	Hudson	3.24%	Fremont	2.00%	Grantham	0.00%	<i>Green's Grant</i>	
Franklin	8.31%	Grafton	5.37%	Raymond	3.15%	Washington	1.99%	Hart's Location	0.00%	<i>Hadley's Purchase</i>	
Portsmouth	8.21%	Alexandria	5.29%	Northwood	3.15%	Holderness	1.99%	Hinsdale	0.00%	<i>Kilkenny</i>	
Thornton	8.19%	Hampton Falls	5.28%	Alton	3.12%	Stoddard	1.98%	Loudon	0.00%	<i>Livermore</i>	
Richmond	8.02%	Gilmanton	5.15%	Hampstead	3.07%	Atkinson	1.93%	Mont Vernon	0.00%	<i>Low and Burbank's Grant</i>	
Seabrook	7.97%	Easton	5.13%	Middleton	3.06%	Warren	1.86%	Newfields	0.00%	<i>Martin's Location</i>	
Ashland	7.90%	Bethlehem	5.01%	Dover	3.00%	Charlestown	1.84%	Orange	0.00%	<i>Millsfield</i>	
Hill	7.88%	Stratham	5.00%	Auburn	2.97%	Londonderry	1.84%	Salisbury	0.00%	<i>Odell</i>	
Waterville Valley	7.84%	Salem	4.95%	Antrim	2.92%	Hale's Location	1.83%	Swanzey	0.00%	<i>Pinkham's Grant</i>	
Deering	7.82%	Franconia	4.93%	Bristol	2.91%	Chesterfield	1.80%	Wilnot	0.00%	<i>Sargent's Purchase</i>	
Concord	7.58%	Boscawen	4.88%	Rumney	2.89%	Deerfield	1.72%	Windsor	0.00%	<i>Second College Grant</i>	
Keene	7.54%	Marlborough	4.88%	North Hampton	2.84%	Pembroke	1.70%	Woodstock	0.00%	<i>Success</i>	
Franchestown	7.51%	Chester	4.87%	Lee	2.81%	Albany	1.68%			<i>Thompson and Meserves Purchase</i>	
Newington	7.47%	Walpole	4.82%	Milan	2.78%	Sandown	1.62%			<i>Wentworth's Location</i>	
East Kingston	7.43%	Epsom	4.73%	Roxbury	2.78%	Meredith	1.61%				
Haverhill	7.40%	Hooksett	4.70%	Brookline	2.77%	New Durham	1.57%				
Somersworth	7.26%	Landaff	4.67%	New Castle	2.75%	Conway	1.51%				
Piermont	7.22%	Wakefield	4.63%	Effingham	2.74%	Millford	1.47%				
Weare	7.20%	Lempster	4.57%	Gorham	2.74%	Nottingham	1.45%				
Peterborough	7.17%	Bartlett	4.47%	Kensington	2.74%	Pelham	1.44%				
Webster	7.07%	Jackson	4.39%	Sunapee	2.70%	Springfield	1.42%				
Stratford	6.85%	Durham	4.38%	Amherst	2.69%	Barnstead	1.39%				