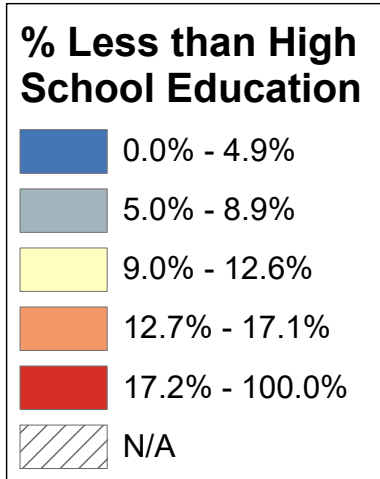
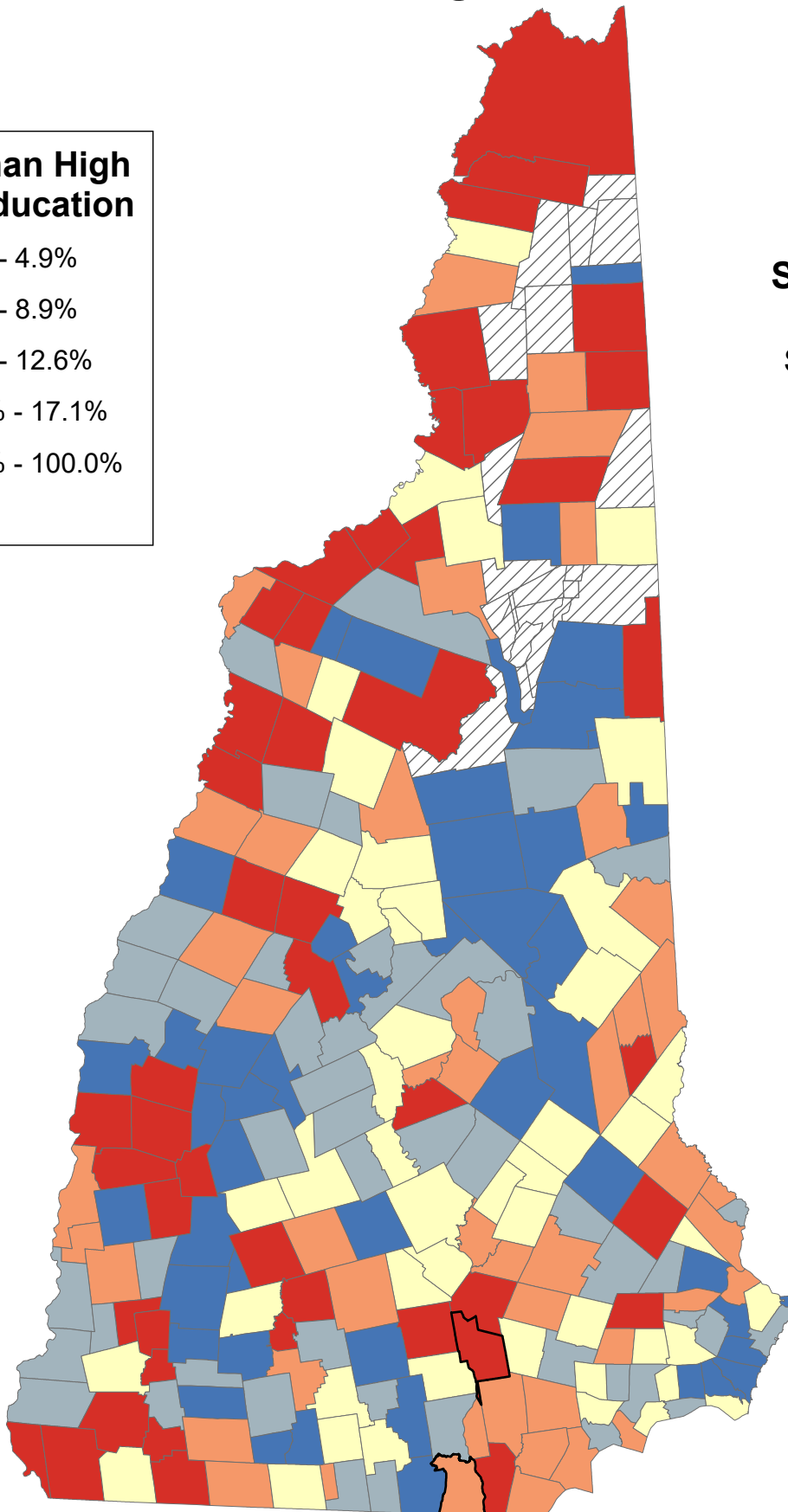


Percentage of Population Age 65+ Years with Less than High School Education

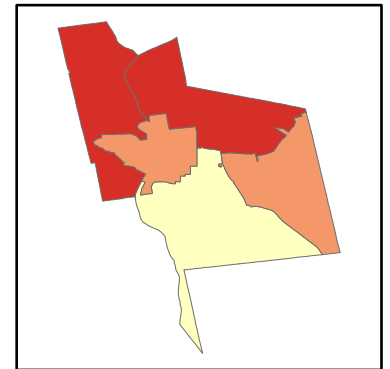


State Average: 12.3%

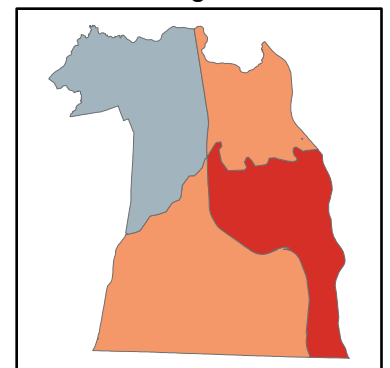
Source: ACS, 2012-2016



Manchester Neighborhoods



Nashua Neighborhoods



% with Less than High School Education

Acworth	1.27%	Dalton	21.46%	Haverhill	20.49%	Nelson	0.88%	South Hampton	6.33%	Manchester	
Albany	8.40%	Danbury	5.16%	Hebron	2.23%	New Boston	4.25%	Springfield	4.72%	Central Manchester	14.07%
Alexandria	17.72%	Danville	8.23%	Henniker	16.18%	New Castle	0.00%	Stark	19.87%	Manchester: West	34.10%
Allenstown	13.76%	Deerfield	14.37%	Hill	5.91%	New Durham	16.54%	Stewartstown	29.04%	Manchester: South	9.07%
Alstead	12.81%	Deering	23.13%	Hillsborough	22.07%	New Hampton	5.79%	Stoddard	4.74%	Manchester: North	22.09%
Alton	4.91%	Derry	15.52%	Hinsdale	19.34%	New Ipswich	12.18%	Strafford	4.11%	Manchester: East	16.05%
Amherst	4.30%	Dorchester	21.95%	Holderness	8.96%	New London	3.98%	Stratford	30.77%		
Andover	5.93%	Dover	13.20%	Hollis	3.34%	Newbury	1.05%	Stratham	5.83%	Nashua	
Antrim	10.56%	Dublin	4.40%	Hooksett	17.59%	Newfields	5.88%	Sugar Hill	3.06%	Nashua: Zip 03060	23.20%
Ashland	8.89%	Dummer	15.00%	Hopkinton	2.50%	Newington	15.52%	Sullivan	19.38%	Nashua: Zip 03062	16.00%
Atkinson	7.89%	Dunbarton	8.93%	Hudson	18.02%	Newmarket	13.37%	Sunapee	2.30%	Nashua: Zip 03063	8.17%
Auburn	9.41%	Durham	0.50%	Jackson	0.00%	Newport	25.08%	Surry	8.88%	Nashua: Zip 03064	14.82%
Barnstead	10.36%	East Kingston	9.16%	Jaffrey	13.39%	Newton	9.17%	Sutton	5.21%		
Barrington	17.49%	Easton	8.97%	Jefferson	11.48%	North Hampton	2.84%	Swanzey	18.78%		
Bartlett	1.68%	Eaton	2.13%	Keene	10.48%	Northfield	24.23%	Tamworth	0.71%		
Bath	8.33%	Effingham	13.01%	Kensington	4.86%	Northumberland	22.84%	Temple	4.49%		
Bedford	10.97%	Ellsworth	5.41%	Kingston	7.62%	Northwood	6.30%	Thornton	12.85%	Unincorporated Places	
Belmont	15.11%	Enfield	5.59%	Laconia	12.58%	Nottingham	8.53%	Tilton	14.03%	<i>Atkinson and Gilmanton Academy Grant</i>	
Bennington	18.72%	Epping	20.84%	Lancaster	10.93%	Orange	8.75%	Troy	19.19%	<i>Bean's Grant</i>	
Benton	21.02%	Epsom	10.67%	Landaff	13.08%	Orford	16.24%	Tuftonboro	3.47%	<i>Bean's Purchase</i>	
Berlin	20.33%	Errol	17.20%	Langdon	15.08%	Ossipee	11.09%	Unity	28.33%	<i>Cambridge</i>	
Bethlehem	7.80%	Exeter	12.08%	Lebanon	7.78%	Pelham	15.45%	Wakefield	15.20%	<i>Chandler's Purchase</i>	
Boscawen	10.39%	Farmington	10.23%	Lee	4.91%	Pembroke	13.47%	Walpole	6.29%	<i>Crawford's Purchase</i>	
Bow	8.92%	Fitzwilliam	19.00%	Lempster	28.57%	Peterborough	6.06%	Warner	10.02%	<i>Cutt's Grant</i>	
Bradford	9.86%	Francestown	7.11%	Lincoln	27.37%	Piermont	22.68%	Warren	8.07%	<i>Dix's Grant</i>	
Brentwood	10.53%	Franconia	2.90%	Lisbon	20.66%	Pittsburg	17.80%	Washington	4.78%	<i>Dixville</i>	
Bridgewater	8.23%	Franklin	9.96%	Litchfield	16.68%	Pittsfield	10.04%	Waterville Valley	1.96%	<i>Erving's Location</i>	
Bristol	4.62%	Freedom	5.66%	Littleton	26.09%	Plainfield	8.17%	Weare	15.09%	<i>Green's Grant</i>	
Brookfield	13.07%	Fremont	14.27%	Londonderry	12.72%	Plaistow	14.79%	Webster	7.72%	<i>Hadley's Purchase</i>	
Brookline	7.45%	Gilford	5.73%	Loudon	5.43%	Plymouth	11.02%	Wentworth	13.25%	<i>Kilkenny</i>	
Campton	9.63%	Gilmanton	3.68%	Lyman	18.52%	Portsmouth	9.06%	Westmoreland	6.30%	<i>Livermore</i>	
Canaan	16.82%	Gilsum	26.13%	Lyme	3.29%	Randolph	3.50%	Whitefield	24.60%	<i>Low and Burbank's Grant</i>	
Candia	16.77%	Goffstown	20.91%	Lyndeborough	10.74%	Raymond	12.36%	Wilmot	2.88%	<i>Martin's Location</i>	
Canterbury	6.85%	Gorham	15.88%	Madbury	8.99%	Richmond	11.11%	Wilton	9.20%	<i>Millsfield</i>	
Carroll	16.59%	Goshen	25.20%	Madison	14.49%	Rindge	14.00%	Winchester	23.64%	<i>Odell</i>	
Center Harbor	1.28%	Grafton	13.66%	Manchester	20.11%	Rochester	15.67%	Windham	12.62%	<i>Pinkham's Grant</i>	
Charlestown	14.00%	Grantham	3.11%	Marlborough	8.67%	Rollinsford	7.75%	Windsor	0.00%	<i>Sargent's Purchase</i>	
Chatham	21.92%	Greenfield	13.42%	Marlow	8.67%	Roxbury	19.44%	Wolfeboro	9.94%	<i>Second College Grant</i>	
Chester	8.07%	Greenland	2.70%	Mason	6.70%	Rumney	11.55%	Woodstock	11.43%	<i>Success</i>	
Chesterfield	5.75%	Greenville	16.05%	Meredith	8.89%	Rye	7.60%			<i>Thompson and Meserves Purchase</i>	
Chichester	9.50%	Groton	25.84%	Merrimack	7.78%	Salem	13.21%			<i>Wentworth's Location</i>	
Claremont	17.75%	Hale's Location	0.92%	Middleton	26.02%	Salisbury	6.67%				
Clarksville	22.86%	Hampstead	9.12%	Milan	15.74%	Sanbornton	10.77%				
Colebrook	12.03%	Hampton	3.28%	Milford	11.43%	Sandown	12.57%				
Columbia	17.07%	Hampton Falls	1.39%	Milton	11.38%	Sandwich	4.81%				
Concord	10.00%	Hancock	3.51%	Monroe	14.84%	Seabrook	12.21%				
Conway	11.21%	Hanover	5.48%	Mont Vernon	7.14%	Sharon	3.74%				
Cornish	4.50%	Harrisville	5.40%	Moultonborough	0.57%	Shelburne	9.62%				
Croydon	21.30%	Hart's Location	0.00%	Nashua	16.62%	Somersworth	13.29%				

% with Less than High School Education (Ranked)

Stratford	30.77%	Litchfield	16.68%	Colebrook	12.03%	Bath	8.33%	Temple	4.49%	Manchester	
Stewartstown	29.04%	Nashua	16.62%	Rumney	11.55%	Bridgewater	8.23%	Dublin	4.40%	Manchester: West	34.10%
Lempster	28.57%	Carroll	16.59%	Jefferson	11.48%	Danville	8.23%	Amherst	4.30%	Manchester: North	22.09%
Unity	28.33%	New Durham	16.54%	Woodstock	11.43%	Plainfield	8.17%	New Boston	4.25%	Manchester: East	16.05%
Lincoln	27.37%	Orford	16.24%	Milford	11.43%	Warren	8.07%	Strafford	4.11%	Central Manchester	14.07%
Gilsum	26.13%	Henniker	16.18%	Milton	11.38%	Chester	8.07%	New London	3.98%	Manchester: South	9.07%
Littleton	26.09%	Greenville	16.05%	Conway	11.21%	Atkinson	7.89%	Sharon	3.74%		
Middleton	26.02%	Gorham	15.88%	Richmond	11.11%	Bethlehem	7.80%	Gilmanton	3.68%	Nashua	
Groton	25.84%	Milan	15.74%	Ossipee	11.09%	Lebanon	7.78%	Hancock	3.51%	Nashua: Zip 03060	23.20%
Goshen	25.20%	Rochester	15.67%	Plymouth	11.02%	Merrimack	7.78%	Randolph	3.50%	Nashua: Zip 03062	16.00%
Newport	25.08%	Derry	15.52%	Bedford	10.97%	Rollinsford	7.75%	Tuftonboro	3.47%	Nashua: Zip 03064	14.82%
Whitefield	24.60%	Newington	15.52%	Lancaster	10.93%	Webster	7.72%	Hollis	3.34%	Nashua: Zip 03063	8.17%
Northfield	24.23%	Pelham	15.45%	Sanbornton	10.77%	Kingston	7.62%	Lyme	3.29%		
Winchester	23.64%	Wakefield	15.20%	Lyndeborough	10.74%	Rye	7.60%	Hampton	3.28%		
Deering	23.13%	Belmont	15.11%	Epsom	10.67%	Brookline	7.45%	Grantham	3.11%		
Clarksville	22.86%	Weare	15.09%	Antrim	10.56%	Mont Vernon	7.14%	Sugar Hill	3.06%		
Northumberland	22.84%	Langdon	15.08%	Brentwood	10.53%	Francestown	7.11%	Franconia	2.90%	Unincorporated Places	
Piermont	22.68%	Dummer	15.00%	Keene	10.48%	Canterbury	6.85%	Wilmot	2.88%	<i>Atkinson and Gilmanton Academy Grant</i>	
Hillsborough	22.07%	Munroe	14.84%	Boscawen	10.39%	Mason	6.70%	North Hampton	2.84%	<i>Bean's Grant</i>	
Dorchester	21.95%	Plaistow	14.79%	Barnstead	10.36%	Salisbury	6.67%	Greenland	2.70%	<i>Bean's Purchase</i>	
Chatham	21.92%	Madison	14.49%	Farmington	10.23%	South Hampton	6.33%	Hopkinton	2.50%	<i>Cambridge</i>	
Dalton	21.46%	Deerfield	14.37%	Pittsfield	10.04%	Northwood	6.30%	Sunapee	2.30%	<i>Chandler's Purchase</i>	
Croydon	21.30%	Fremont	14.27%	Warner	10.02%	Westmoreland	6.30%	Tamworth	2.23%	<i>Crawford's Purchase</i>	
Benton	21.02%	Tilton	14.03%	Concord	10.00%	Walpole	6.29%	Eaton	2.13%	<i>Cutt's Grant</i>	
Goffstown	20.91%	Charlestown	14.00%	Franklin	9.96%	Peterborough	6.06%	Waterville Valley	1.96%	<i>Dix's Grant</i>	
Epping	20.84%	Rindge	14.00%	Wolfeboro	9.94%	Andover	5.93%	Bartlett	1.68%	<i>Dixville</i>	
Lisbon	20.66%	Allenstown	13.76%	Bradford	9.86%	Hill	5.91%	Hampton Falls	1.39%	<i>Erving's Location</i>	
Haverhill	20.49%	Grafton	13.66%	Campton	9.63%	Newfields	5.88%	Center Harbor	1.28%	<i>Green's Grant</i>	
Berlin	20.33%	Pembroke	13.47%	Shelburne	9.62%	Stratham	5.83%	Acworth	1.27%	<i>Hadley's Purchase</i>	
Manchester	20.11%	Greenfield	13.42%	Chichester	9.50%	New Hampton	5.79%	Newbury	1.05%	<i>Kilkenny</i>	
Stark	19.87%	Jaffrey	13.39%	Auburn	9.41%	Chesterfield	5.75%	Hale's Location	0.92%	<i>Livermore</i>	
Roxbury	19.44%	Newmarket	13.37%	Wilton	9.20%	Gilford	5.73%	Nelson	0.88%	<i>Low and Burbank's Grant</i>	
Sullivan	19.38%	Somersworth	13.29%	Newton	9.17%	Freedom	5.66%	Tamworth	0.71%	<i>Martin's Location</i>	
Hinsdale	19.34%	Wentworth	13.25%	East Kingston	9.16%	Enfield	5.59%	Moultonborough	0.57%	<i>Millsfield</i>	
Troy	19.19%	Salem	13.21%	Hampstead	9.12%	Hanover	5.48%	Durham	0.50%	<i>Odell</i>	
Fitzwilliam	19.00%	Dover	13.20%	Portsmouth	9.06%	Loudon	5.43%	Hart's Location	0.00%	<i>Pinkham's Grant</i>	
Swanzy	18.78%	Landaff	13.08%	Madbury	8.99%	Ellsworth	5.41%	Jackson	0.00%	<i>Sargent's Purchase</i>	
Bennington	18.72%	Brookfield	13.07%	Easton	8.97%	Harrisville	5.40%	New Castle	0.00%	<i>Second College Grant</i>	
Lyman	18.52%	Effingham	13.01%	Holderness	8.96%	Sutton	5.21%	Windsor	0.00%	<i>Success</i>	
Hudson	18.02%	Thornton	12.85%	Dunbarton	8.93%	Danbury	5.16%			<i>Thompson and Meserves Purchase</i>	
Pittsburg	17.80%	Alstead	12.81%	Bow	8.92%	Lee	4.91%			<i>Wentworth's Location</i>	
Claremont	17.75%	Londonderry	12.72%	Ashland	8.89%	Alton	4.91%				
Alexandria	17.72%	Windham	12.62%	Meredith	8.89%	Kensington	4.86%				
Hooksett	17.59%	Laconia	12.58%	Surry	8.88%	Sandwich	4.81%				
Barrington	17.49%	Sandown	12.57%	Orange	8.75%	Washington	4.78%				
Errol	17.20%	Raymond	12.36%	Marlborough	8.67%	Stoddard	4.74%				
Columbia	17.07%	Seabrook	12.21%	Marlow	8.67%	Springfield	4.72%				
Canaan	16.82%	New Ipswich	12.18%	Nottingham	8.53%	Bristol	4.62%				
Candia	16.77%	Exeter	12.08%	Albany	8.40%	Cornish	4.50%				