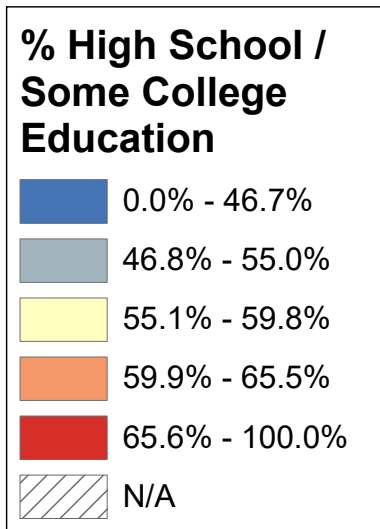
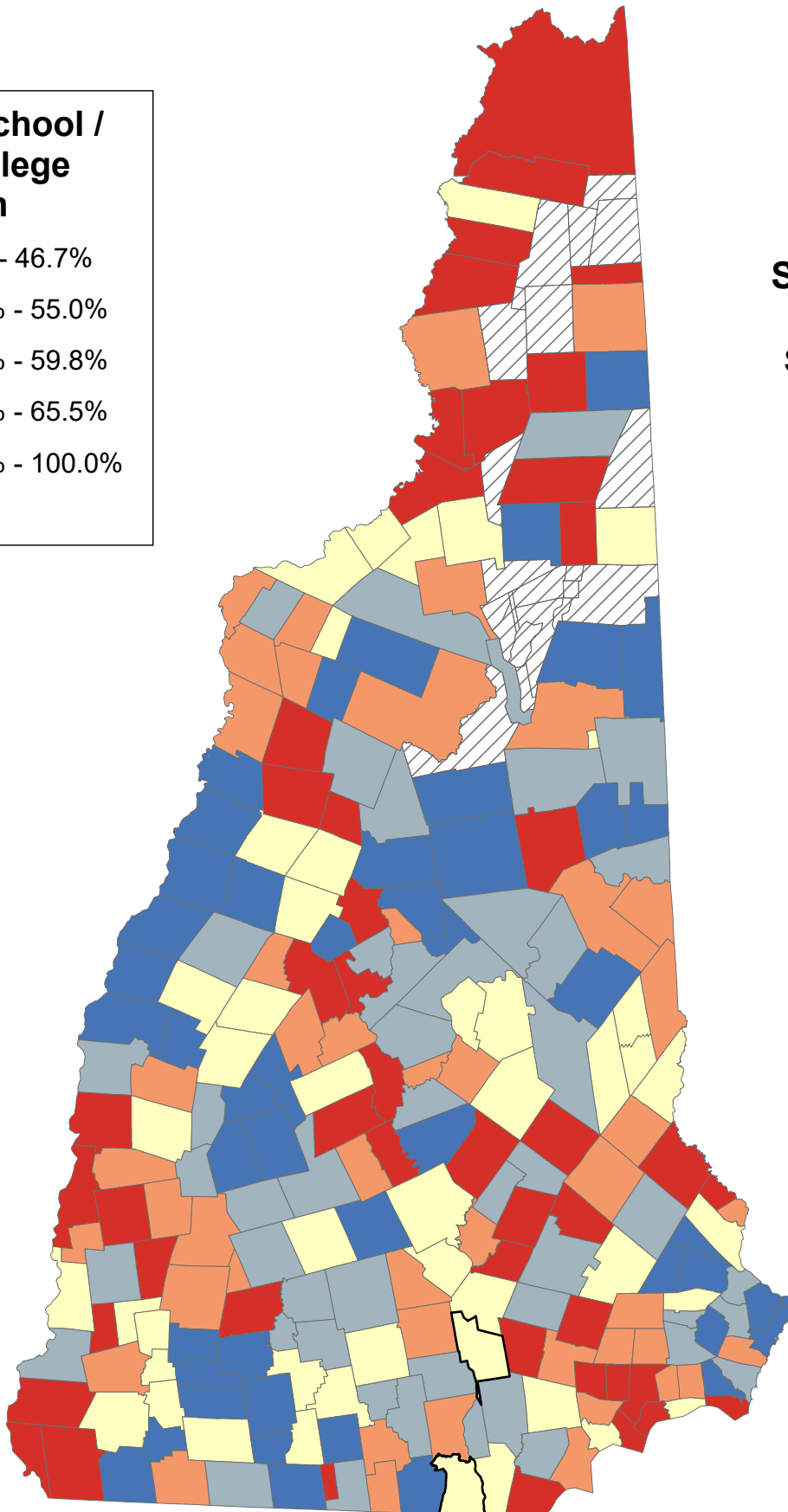


Percentage of Population Age 65+ Years with High School / Some College Education

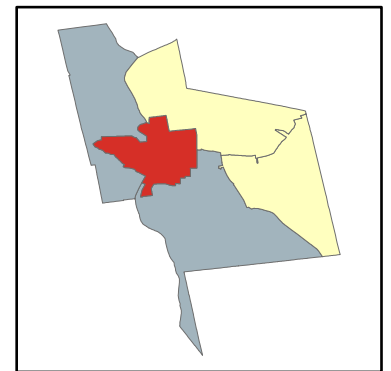


State Average: 57.1%

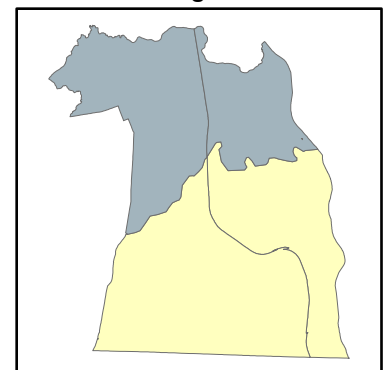
Source: ACS, 2012-2016



Manchester Neighborhoods



Nashua Neighborhoods



% with High School or Some College

Acworth	68.78%	Dalton	58.70%	Haverhill	64.27%	Nelson	44.25%	South Hampton	56.33%	Manchester	
Albany	53.78%	Danbury	60.65%	Hebron	32.14%	New Boston	56.56%	Springfield	57.08%	Central Manchester	67.30%
Alexandria	72.75%	Danville	70.18%	Henniker	55.67%	New Castle	36.81%	Stark	70.20%	Manchester: West	48.84%
Allenstown	79.97%	Deerfield	54.98%	Hill	63.55%	New Durham	57.48%	Stewartstown	57.78%	Manchester: South	53.44%
Alstead	53.76%	Deering	49.19%	Hillsborough	53.99%	New Hampton	53.15%	Stoddard	60.87%	Manchester: North	57.24%
Alton	54.77%	Derry	59.80%	Hinsdale	72.96%	New Ipswich	46.36%	Strafford	64.77%	Manchester: East	57.48%
Amherst	49.48%	Dorchester	43.90%	Holderness	46.27%	New London	33.36%	Stratford	64.10%		
Andover	57.63%	Dover	55.45%	Hollis	45.75%	Newbury	44.96%	Stratham	40.10%	Nashua	
Antrim	66.29%	Dublin	41.03%	Hooksett	58.22%	Newfields	54.01%	Sugar Hill	55.61%	Nashua: Zip 03060	57.28%
Ashland	63.21%	Dummer	77.50%	Hopkinton	38.37%	Newington	54.02%	Sullivan	58.14%	Nashua: Zip 03062	55.48%
Atkinson	57.28%	Dunbarton	63.69%	Hudson	59.03%	Newmarket	55.26%	Sunapee	47.43%	Nashua: Zip 03063	54.67%
Auburn	67.33%	Durham	27.66%	Jackson	38.56%	Newport	55.41%	Surry	70.41%	Nashua: Zip 03064	51.52%
Barnstead	75.27%	East Kingston	63.86%	Jaffrey	56.45%	Newton	69.49%	Sutton	29.62%		
Barrington	52.19%	Easton	37.18%	Jefferson	57.92%	North Hampton	64.15%	Swanzey	58.66%		
Bartlett	62.20%	Eaton	42.55%	Keene	62.38%	Northfield	54.30%	Tamworth	69.79%		
Bath	62.92%	Effingham	63.70%	Kensington	62.31%	Northumberland	73.84%	Temple	58.01%		
Bedford	48.23%	Ellsworth	81.08%	Kingston	70.14%	Northwood	72.76%	Thornton	54.19%	Unincorporated Places	
Belmont	62.04%	Enfield	57.63%	Laconia	59.11%	Nottingham	55.72%	Tilton	65.51%	<i>Atkinson and Gilmanton Academy Grant</i>	
Bennington	46.80%	Epping	60.20%	Lancaster	65.55%	Orange	60.00%	Troy	44.77%	<i>Bean's Grant</i>	
Benton	67.61%	Epsom	70.79%	Landaff	64.49%	Orford	42.74%	Tuftonboro	54.60%	<i>Bean's Purchase</i>	
Berlin	72.50%	Errol	60.22%	Langdon	61.90%	Ossipee	62.03%	Unity	61.67%	<i>Cambridge</i>	
Bethlehem	47.35%	Exeter	50.55%	Lebanon	42.51%	Pelham	68.41%	Wakefield	63.58%	<i>Chandler's Purchase</i>	
Boscawen	71.09%	Farmington	61.95%	Lee	42.98%	Pembroke	63.63%	Walpole	58.92%	<i>Crawford's Purchase</i>	
Bow	57.19%	Fitzwilliam	64.03%	Lempster	60.00%	Peterborough	44.71%	Warner	50.70%	<i>Cutt's Grant</i>	
Bradford	50.72%	Francestown	48.22%	Lincoln	64.21%	Piermont	40.21%	Warren	72.67%	<i>Dix's Grant</i>	
Brentwood	64.25%	Franconia	40.58%	Lisbon	64.46%	Pittsburg	70.45%	Washington	62.15%	<i>Dixville</i>	
Bridgewater	49.05%	Franklin	73.96%	Litchfield	54.17%	Pittsfield	51.16%	Waterville Valley	25.49%	<i>Erving's Location</i>	
Bristol	69.57%	Freedom	54.99%	Littleton	59.67%	Plainfield	44.15%	Weare	53.86%	<i>Green's Grant</i>	
Brookfield	59.09%	Fremont	65.34%	Londonderry	54.30%	Plaislow	72.09%	Webster	61.74%	<i>Hadley's Purchase</i>	
Brookline	64.47%	Gilford	55.85%	Loudon	80.76%	Plymouth	71.85%	Wentworth	59.83%	<i>Kilkenny</i>	
Campton	40.37%	Gilmanton	58.21%	Lyman	48.89%	Portsmouth	44.06%	Westmoreland	54.33%	<i>Livermore</i>	
Canaan	49.91%	Gilsum	59.46%	Lyme	34.43%	Randolph	33.57%	Whitefield	56.04%	<i>Low and Burbank's Grant</i>	
Candia	53.21%	Goffstown	62.85%	Lyndeborough	59.51%	Raymond	68.58%	Wilmot	46.69%	<i>Martin's Location</i>	
Canterbury	32.99%	Gorham	69.71%	Madbury	45.51%	Richmond	43.21%	Wilton	42.53%	<i>Millsfield</i>	
Carroll	62.56%	Goshen	49.59%	Madison	42.45%	Rindge	53.16%	Winchester	66.05%	<i>Odell</i>	
Center Harbor	39.57%	Grafton	56.59%	Manchester	56.33%	Rochester	69.73%	Windham	52.05%	<i>Pinkham's Grant</i>	
Charlestown	81.33%	Grantham	37.54%	Marlborough	58.27%	Rollinsford	64.60%	Windsor	62.00%	<i>Sargent's Purchase</i>	
Chatham	46.58%	Greenfield	56.71%	Marlow	68.67%	Roxbury	55.56%	Wolfeboro	43.24%	<i>Second College Grant</i>	
Chester	64.87%	Greenland	50.57%	Mason	52.63%	Rumney	56.68%	Woodstock	48.57%	<i>Success</i>	
Chesterfield	66.95%	Greenville	81.17%	Meredith	48.01%	Rye	44.13%			<i>Thompson and Meserves Purchase</i>	
Chichester	47.49%	Groton	59.55%	Merrimack	63.24%	Salem	61.14%			<i>Wentworth's Location</i>	
Claremont	69.82%	Hale's Location	56.88%	Middleton	56.63%	Salisbury	70.48%				
Clarksville	68.57%	Hampstead	64.32%	Milan	54.63%	Sanbornton	54.62%				
Colebrook	68.60%	Hampton	54.18%	Milford	63.39%	Sandown	70.38%				
Columbia	73.17%	Hampton Falls	43.61%	Milton	59.54%	Sandwich	43.29%				
Concord	57.49%	Hancock	37.94%	Monroe	63.19%	Seabrook	74.67%				
Conway	54.78%	Hanover	26.95%	Mont Vernon	52.17%	Sharon	25.23%				
Cornish	48.44%	Harrisville	29.14%	Moultonborough	50.71%	Shelburne	55.77%				
Croydon	60.19%	Hart's Location	50.00%	Nashua	55.35%	Somersworth	71.98%				

% with High School or Some College (Ranked)

Charlestown	81.33%	Strafford	64.77%	Lyndeborough	59.51%	Westmoreland	54.33%	Peterborough	44.71%	Manchester	
Greenville	81.17%	Rollinsford	64.60%	Gilsum	59.46%	Londonderry	54.30%	Nelson	44.25%	Central Manchester	67.30%
Ellsworth	81.08%	Landaff	64.49%	Laconia	59.11%	Northfield	54.30%	Plainfield	44.15%	Manchester: East	57.48%
Loudon	80.76%	Brookline	64.47%	Brookfield	59.09%	Thornton	54.19%	Rye	44.13%	Manchester: North	57.24%
Allenstown	79.97%	Lisbon	64.46%	Hudson	59.03%	Hampton	54.18%	Portsmouth	44.06%	Manchester: South	53.44%
Dummer	77.50%	Hampstead	64.32%	Walpole	58.92%	Litchfield	54.17%	Dorchester	43.90%	Manchester: West	48.84%
Barnstead	75.27%	Haverhill	64.27%	Dalton	58.70%	Newington	54.02%	Hampton Falls	43.61%		
Seabrook	74.67%	Brentwood	64.25%	Swanzy	58.66%	Newfields	54.01%	Sandwich	43.29%	Nashua	
Franklin	73.96%	Lincoln	64.21%	Marlborough	58.27%	Hillsborough	53.99%	Wolfeboro	43.24%	Nashua: Zip 03060	57.28%
Northumberland	73.84%	North Hampton	64.15%	Hooksett	58.22%	Weare	53.86%	Richmond	43.21%	Nashua: Zip 03062	55.48%
Columbia	73.17%	Stratford	64.10%	Gilmanton	58.21%	Albany	53.78%	Lee	42.98%	Nashua: Zip 03063	54.67%
Hinsdale	72.96%	Fitzwilliam	64.03%	Sullivan	58.14%	Alstead	53.76%	Orford	42.74%	Nashua: Zip 03064	51.52%
Northwood	72.76%	East Kingston	63.86%	Temple	58.01%	Candia	53.21%	Eaton	42.55%		
Alexandria	72.75%	Effingham	63.70%	Jefferson	57.92%	Rindge	53.16%	Wilton	42.53%		
Warren	72.67%	Dunbarton	63.69%	Stewartstown	57.78%	New Hampton	53.15%	Lebanon	42.51%		
Berlin	72.50%	Pembroke	63.63%	Andover	57.63%	Mason	52.63%	Madison	42.45%		
Plaistow	72.09%	Wakefield	63.58%	Enfield	57.63%	Barrington	52.19%	Dublin	41.03%	Unincorporated Places	
Somersworth	71.98%	Hill	63.55%	Concord	57.49%	Mont Vernon	52.17%	Franconia	40.58%	<i>Atkinson and Gilmanton Academy Grant</i>	
Plymouth	71.85%	Millford	63.39%	New Durham	57.48%	Windham	52.05%	Campton	40.37%	<i>Bean's Grant</i>	
Boscawen	71.09%	Merrimack	63.24%	Atkinson	57.28%	Pittsfield	51.16%	Piermont	40.21%	<i>Bean's Purchase</i>	
Epsom	70.79%	Ashland	63.21%	Bow	57.19%	Bradford	50.72%	Stratham	40.10%	<i>Cambridge</i>	
Salisbury	70.48%	Monroe	63.19%	Springfield	57.08%	Moultonborough	50.71%	Center Harbor	39.57%	<i>Chandler's Purchase</i>	
Pittsburg	70.45%	Bath	62.92%	Hale's Location	56.88%	Warner	50.70%	Hebron	38.56%	<i>Crawford's Purchase</i>	
Surry	70.41%	Goffstown	62.85%	Greenfield	56.71%	Greenland	50.57%	Hopkinton	38.37%	<i>Cutt's Grant</i>	
Sandown	70.38%	Carroll	62.56%	Rumney	56.68%	Exeter	50.55%	Hancock	37.94%	<i>Dix's Grant</i>	
Stark	70.20%	Keene	62.38%	Middleton	56.63%	Hart's Location	50.00%	Grantham	37.54%	<i>Dixville</i>	
Danville	70.18%	Kensington	62.31%	Grafton	56.59%	Canaan	49.91%	Easton	37.18%	<i>Erving's Location</i>	
Kingston	70.14%	Bartlett	62.20%	New Boston	56.56%	Goshen	49.59%	New Castle	36.81%	<i>Green's Grant</i>	
Claremont	69.82%	Washington	62.15%	Jaffrey	56.45%	Amherst	49.48%	Lyme	34.43%	<i>Hadley's Purchase</i>	
Tamworth	69.79%	Belmont	62.04%	South Hampton	56.33%	Deering	49.19%	Randolph	33.57%	<i>Kilkenny</i>	
Rochester	69.73%	Ossipee	62.03%	Manchester	56.33%	Bridgewater	49.05%	New London	33.36%	<i>Livermore</i>	
Gorham	69.71%	Windsor	62.00%	Whitefield	56.04%	Lyman	48.89%	Canterbury	32.99%	<i>Low and Burbank's Grant</i>	
Bristol	69.57%	Farmington	61.95%	Gilford	55.85%	Woodstock	48.57%	Hebron	32.14%	<i>Martin's Location</i>	
Newton	69.49%	Langdon	61.90%	Shelburne	55.77%	Cornish	48.44%	Sutton	29.62%	<i>Millsfield</i>	
Acworth	68.78%	Webster	61.74%	Nottingham	55.72%	Bedford	48.23%	Harrisville	29.14%	<i>Odell</i>	
Marlow	68.67%	Unity	61.67%	Henniker	55.67%	Francestown	48.22%	Durham	27.66%	<i>Pinkham's Grant</i>	
Colebrook	68.60%	Salem	61.14%	Sugar Hill	55.61%	Meredith	48.01%	Hanover	26.95%	<i>Sargent's Purchase</i>	
Raymond	68.58%	Stoddard	60.87%	Roxbury	55.56%	Chichester	47.49%	Waterville Valley	25.49%	<i>Second College Grant</i>	
Clarksville	68.57%	Danbury	60.65%	Dover	55.45%	Sunapee	47.43%	Sharon	25.23%	<i>Success</i>	
Pelham	68.41%	Errol	60.22%	Newport	55.41%	Bethlehem	47.35%			<i>Thompson and Meserves Purchase</i>	
Benton	67.61%	Epping	60.20%	Nashua	55.35%	Bennington	46.80%			<i>Wentworth's Location</i>	
Auburn	67.33%	Croydon	60.19%	Newmarket	55.26%	Wilmot	46.69%				
Chesterfield	66.95%	Lempster	60.00%	Freedom	54.99%	Chatham	46.58%				
Antrim	66.29%	Orange	60.00%	Deerfield	54.98%	New Ipswich	46.36%				
Winchester	66.05%	Wentworth	59.83%	Conway	54.78%	Holderness	46.27%				
Lancaster	65.55%	Derry	59.80%	Alton	54.77%	Hollis	45.75%				
Tilton	65.51%	Millean	59.67%	Millean	54.63%	Madbury	45.51%				
Fremont	65.34%	Groton	59.55%	Sanbornton	54.62%	Newbury	44.96%				
Chester	64.87%	Milton	59.54%	Tuftsboro	54.60%	Troy	44.77%				