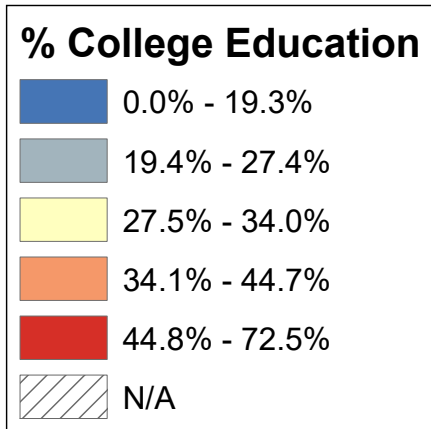
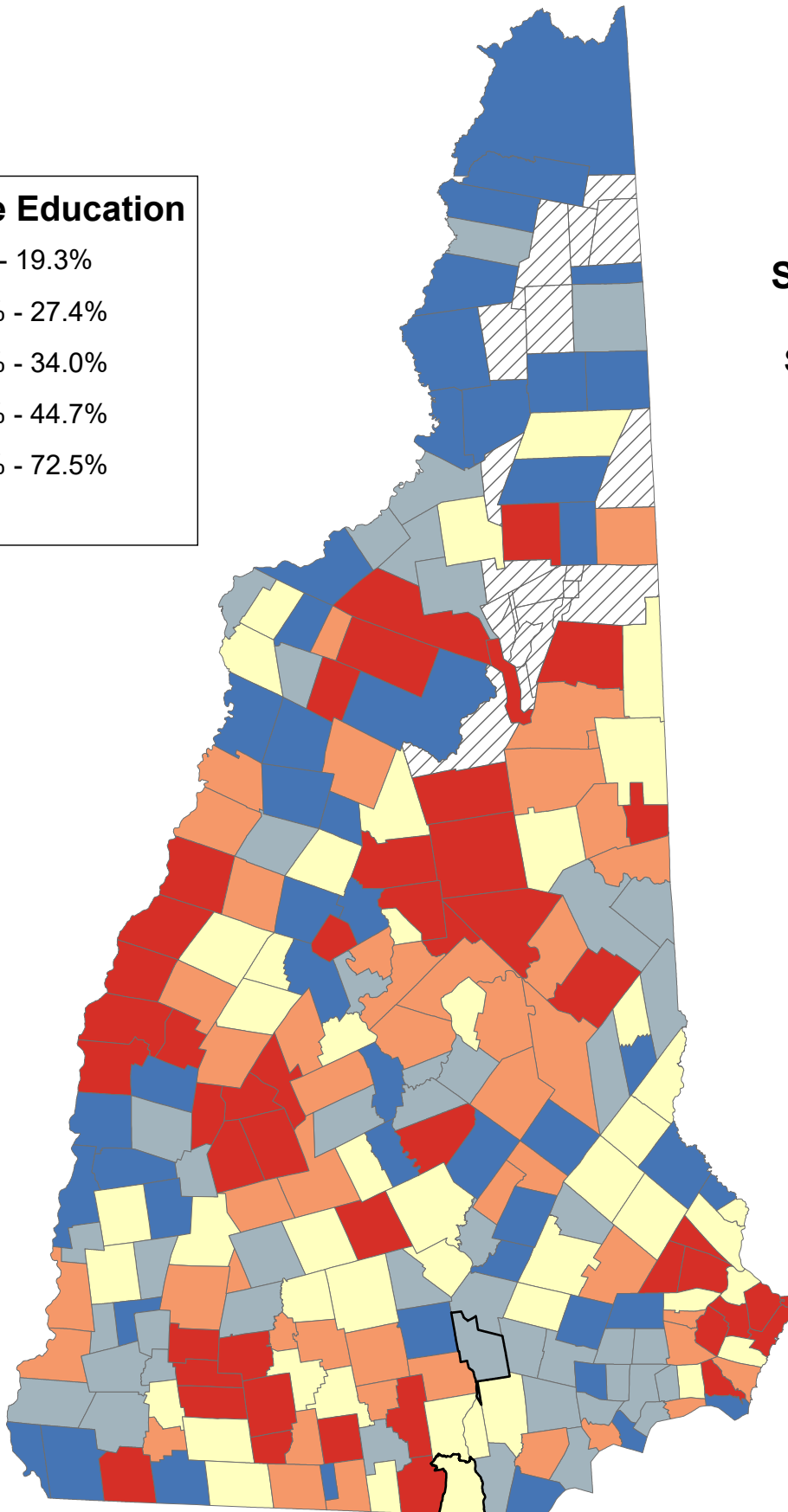


Percentage of Population Age 65+ Years with College Education

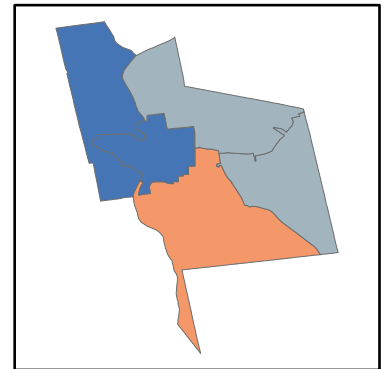


State Average: 30.6%

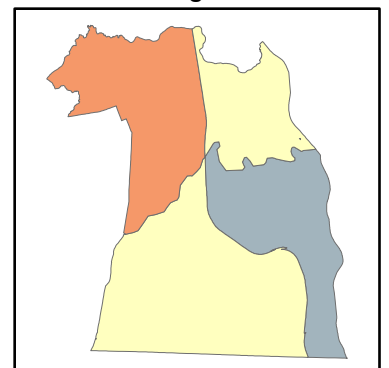
Source: ACS, 2012-2016



Manchester Neighborhoods



Nashua Neighborhoods



% with College Degree

Acworth	29.96%	Dalton	19.84%	Haverhill	15.24%	Nelson	54.87%	South Hampton	37.34%	Manchester	
Albany	37.82%	Danbury	34.19%	Hebron	65.63%	New Boston	39.19%	Springfield	38.21%	Central Manchester	18.63%
Alexandria	9.52%	Danville	21.59%	Henniker	28.15%	New Castle	63.19%	Stark	9.93%	Manchester: West	17.07%
Allenstown	6.27%	Deerfield	30.65%	Hill	30.54%	New Durham	25.98%	Stewartstown	13.17%	Manchester: South	37.50%
Alstead	33.43%	Deering	27.69%	Hillsborough	23.94%	New Hampton	41.06%	Stoddard	34.39%	Manchester: North	20.67%
Alton	40.32%	Derry	24.68%	Hinsdale	7.70%	New Ipswich	41.45%	Strafford	31.12%	Manchester: East	26.48%
Amherst	46.22%	Dorchester	34.15%	Holderness	44.78%	New London	62.66%	Stratford	5.13%		
Andover	36.44%	Dover	31.35%	Hollis	50.91%	Newbury	53.99%	Stratham	54.06%	Nashua	
Antrim	23.15%	Dublin	54.58%	Hooksett	24.19%	Newfields	40.11%	Sugar Hill	41.33%	Nashua: Zip 03060	19.52%
Ashland	27.90%	Dummer	7.50%	Hopkinton	59.13%	Newington	30.46%	Sullivan	22.48%	Nashua: Zip 03062	28.52%
Atkinson	34.83%	Dunbarton	27.38%	Hudson	22.95%	Newmarket	31.37%	Sunapee	50.27%	Nashua: Zip 03063	37.16%
Auburn	23.27%	Durham	71.84%	Jackson	61.44%	Newport	19.50%	Surry	20.71%	Nashua: Zip 03064	33.66%
Barnstead	14.37%	East Kingston	26.98%	Jaffrey	30.15%	Newton	21.34%	Sutton	65.17%		
Barrington	30.33%	Easton	53.85%	Jefferson	30.60%	North Hampton	33.01%	Swanzey	22.57%		
Bartlett	36.13%	Eaton	55.32%	Keene	27.14%	Northfield	21.48%	Tamworth	29.51%		
Bath	28.75%	Effingham	23.29%	Kensington	32.83%	Northumberland	3.33%	Temple	37.50%		
Bedford	40.80%	Ellsworth	13.51%	Kingston	22.24%	Northwood	20.94%	Thornton	32.96%	Unincorporated Places	
Belmont	22.85%	Enfield	36.79%	Laconia	28.32%	Nottingham	35.75%	Tilton	20.46%	<i>Atkinson and Gilmanton Academy Grant</i>	
Bennington	34.48%	Epping	18.96%	Lancaster	23.52%	Orange	31.25%	Troy	36.05%	<i>Bean's Grant</i>	
Benton	11.36%	Epsom	18.55%	Landaff	22.43%	Orford	41.03%	Tuftonboro	41.93%	<i>Bean's Purchase</i>	
Berlin	7.17%	Errol	22.58%	Langdon	23.02%	Ossipee	26.88%	Unity	10.00%	<i>Cambridge</i>	
Bethlehem	44.85%	Exeter	37.36%	Lebanon	49.71%	Pelham	16.14%	Wakefield	21.22%	<i>Chandler's Purchase</i>	
Boscawen	18.52%	Farmington	27.82%	Lee	52.11%	Pembroke	22.91%	Walpole	34.80%	<i>Crawford's Purchase</i>	
Bow	33.90%	Fitzwilliam	16.97%	Lempster	11.43%	Peterborough	49.23%	Warner	39.28%	<i>Cutt's Grant</i>	
Bradford	39.42%	Francestown	44.66%	Lincoln	8.42%	Piermont	37.11%	Warren	19.25%	<i>Dix's Grant</i>	
Brentwood	25.23%	Franconia	56.52%	Lisbon	14.88%	Pittsburg	11.74%	Washington	33.07%	<i>Dixville</i>	
Bridgewater	42.72%	Franklin	16.08%	Litchfield	29.15%	Pittsfield	38.80%	Waterville Valley	72.55%	<i>Erving's Location</i>	
Bristol	25.81%	Freedom	39.35%	Littleton	14.25%	Plainfield	47.68%	Weare	31.05%	<i>Green's Grant</i>	
Brookfield	27.84%	Fremont	20.40%	Londonderry	32.98%	Plaistow	13.12%	Webster	30.55%	<i>Hadley's Purchase</i>	
Brookline	28.09%	Gilford	38.42%	Loudon	13.81%	Plymouth	17.12%	Wentworth	26.92%	<i>Kilkenny</i>	
Campton	50.00%	Gilmanton	38.11%	Lyman	32.59%	Portsmouth	46.87%	Westmoreland	39.37%	<i>Livermore</i>	
Canaan	33.27%	Gilsum	14.41%	Lyme	62.28%	Randolph	62.94%	Whitefield	19.36%	<i>Low and Burbank's Grant</i>	
Candia	30.02%	Goffstown	16.24%	Lyndeborough	29.75%	Raymond	19.06%	Wilmot	50.43%	<i>Martin's Location</i>	
Canterbury	60.15%	Gorham	14.42%	Madbury	45.51%	Richmond	45.68%	Wilton	48.28%	<i>Millsfield</i>	
Carroll	20.85%	Goshen	25.20%	Madison	43.06%	Rindge	32.84%	Winchester	10.32%	<i>Odell</i>	
Center Harbor	59.15%	Grafton	29.76%	Manchester	23.56%	Rochester	14.60%	Windham	35.33%	<i>Pinkham's Grant</i>	
Charlestown	4.67%	Grantham	59.34%	Marlborough	33.06%	Rollinsford	27.65%	Windsor	38.00%	<i>Sargent's Purchase</i>	
Chatham	31.51%	Greenfield	29.87%	Marlow	22.67%	Roxbury	25.00%	Wolfeboro	46.82%	<i>Second College Grant</i>	
Chester	27.06%	Greenland	46.73%	Mason	40.67%	Rumney	31.77%	Woodstock	40.00%	<i>Success</i>	
Chesterfield	27.31%	Greenville	2.78%	Meredith	43.11%	Rye	48.26%			<i>Thompson and Meserves Purchase</i>	
Chichester	43.01%	Groton	14.61%	Merrimack	28.98%	Salem	25.66%			<i>Wentworth's Location</i>	
Claremont	12.43%	Hale's Location	42.20%	Middleton	17.35%	Salisbury	22.86%				
Clarksville	8.57%	Hampstead	26.55%	Milan	29.63%	Sanbornton	34.62%				
Colebrook	19.38%	Hampton	42.55%	Milford	25.18%	Sandown	17.06%				
Columbia	9.76%	Hampton Falls	55.00%	Milton	29.07%	Sandwich	51.90%				
Concord	32.50%	Hancock	58.55%	Monroe	21.98%	Seabrook	13.13%				
Conway	34.01%	Hanover	67.57%	Mont Vernon	40.68%	Sharon	71.03%				
Cornish	47.06%	Harrisville	65.47%	Moultonborough	48.72%	Shelburne	34.62%				
Croydon	18.52%	Hart's Location	50.00%	Nashua	28.03%	Somersworth	14.73%				

% with College Degree (Ranked)

Waterville Valley	72.55%	Madison	43.06%	Washington	33.07%	Ossipee	26.88%	Plymouth	17.12%	Manchester	
Durham	71.84%	Chichester	43.01%	Marlborough	33.06%	Hampstead	26.55%	Sandown	17.06%	Manchester: South	37.50%
Sharon	71.03%	Bridgewater	42.72%	North Hampton	33.01%	New Durham	25.98%	Fitzwilliam	16.97%	Manchester: East	26.48%
Hanover	67.57%	Hampton	42.55%	Londonderry	32.98%	Bristol	25.81%	Goffstown	16.24%	Manchester: North	20.67%
Hebron	65.63%	Hale's Location	42.20%	Thornton	32.96%	Salem	25.66%	Pelham	16.14%	Central Manchester	18.63%
Harrisville	65.47%	Tuftonboro	41.93%	Rindge	32.84%	Brentwood	25.23%	Franklin	16.08%	Manchester: West	17.07%
Sutton	65.17%	New Ipswich	41.45%	Kensington	32.83%	Goshen	25.20%	Haverhill	15.24%		
New Castle	63.19%	Sugar Hill	41.33%	Lyman	32.59%	Milford	25.18%	Lisbon	14.88%	Nashua	
Randolph	62.94%	New Hampton	41.06%	Concord	32.50%	Roxbury	25.00%	Somersworth	14.73%	Nashua: Zip 03063	37.16%
New London	62.66%	Orford	41.03%	Rumney	31.77%	Derry	24.68%	Groton	14.61%	Nashua: Zip 03064	33.66%
Lyme	62.28%	Bedford	40.80%	Chatham	31.51%	Hooksett	24.19%	Rochester	14.60%	Nashua: Zip 03062	28.52%
Jackson	61.44%	Mont Vernon	40.68%	Newmarket	31.37%	Hillsborough	23.94%	Gorham	14.42%	Nashua: Zip 03060	19.52%
Canterbury	60.15%	Mason	40.67%	Dover	31.35%	Manchester	23.56%	Gilsum	14.41%		
Grantham	59.34%	Alton	40.32%	Orange	31.25%	Lancaster	23.52%	Barnstead	14.37%		
Center Harbor	59.15%	Newfields	40.11%	Strafford	31.12%	Effingham	23.29%	Littleton	14.25%		
Hopkinton	59.13%	Woodstock	40.00%	Weare	31.05%	Auburn	23.27%	Loudon	13.81%		
Hancock	58.55%	Bradford	39.42%	Deerfield	30.65%	Antrim	23.15%	Ellsworth	13.51%	Unincorporated Places	
Franconia	56.52%	Westmoreland	39.37%	Jefferson	30.60%	Langdon	23.02%	Stewartstown	13.17%	<i>Atkinson and Gilmanton Academy Grant</i>	
Eaton	55.32%	Freedom	39.35%	Webster	30.55%	Hudson	22.95%	Seabrook	13.13%	<i>Bean's Grant</i>	
Hampton Falls	55.00%	Warner	39.28%	Hill	30.54%	Pembroke	22.91%	Plaistow	13.12%	<i>Bean's Purchase</i>	
Nelson	54.87%	New Boston	39.19%	Newington	30.46%	Salisbury	22.86%	Claremont	12.43%	<i>Cambridge</i>	
Dublin	54.58%	Pittsfield	38.80%	Barrington	30.33%	Belmont	22.85%	Pittsburg	11.74%	<i>Chandler's Purchase</i>	
Stratham	54.06%	Gilford	38.42%	Jaffrey	30.15%	Marlow	22.67%	Dummer	11.43%	<i>Crawford's Purchase</i>	
Newbury	53.99%	Springfield	38.21%	Candia	30.02%	Errol	22.58%	Benton	11.36%	<i>Cutt's Grant</i>	
Easton	53.85%	Gilmanton	38.11%	Acworth	29.96%	Swanzy	22.57%	Winchester	10.32%	<i>Dix's Grant</i>	
Lee	52.11%	Windsor	38.00%	Greenfield	29.87%	Sullivan	22.48%	Unity	10.00%	<i>Dixville</i>	
Sandwich	51.90%	Albany	37.82%	Grafton	29.76%	Landaff	22.43%	Stark	9.93%	<i>Erving's Location</i>	
Hollis	50.91%	Temple	37.50%	Lyndeborough	29.75%	Kingston	22.24%	Columbia	9.76%	<i>Green's Grant</i>	
Wilnot	50.43%	Exeter	37.36%	Milan	29.63%	Monroe	21.98%	Alexandria	9.52%	<i>Hadley's Purchase</i>	
Sunapee	50.27%	South Hampton	37.34%	Tamworth	29.51%	Danville	21.59%	Clarksville	8.57%	<i>Kilkenny</i>	
Campton	50.00%	Piermont	37.11%	Litchfield	29.15%	Northfield	21.48%	Lincoln	8.42%	<i>Livermore</i>	
Hart's Location	50.00%	Enfield	36.79%	Milton	29.07%	Newton	21.34%	Hinsdale	7.70%	<i>Low and Burbank's Grant</i>	
Lebanon	49.71%	Andover	36.44%	Merrimack	28.98%	Wakefield	21.22%	Dummer	7.50%	<i>Martin's Location</i>	
Peterborough	49.23%	Bartlett	36.13%	Bath	28.75%	Northwood	20.94%	Berlin	7.17%	<i>Millsfield</i>	
Moultonborough	48.72%	Troy	36.05%	Laconia	28.32%	Carroll	20.85%	Allenstown	6.27%	<i>Odell</i>	
Wilton	48.28%	Nottingham	35.75%	Henniker	28.15%	Surry	20.71%	Stratford	5.13%	<i>Pinkham's Grant</i>	
Rye	48.26%	Windham	35.33%	Brookline	28.09%	Tilton	20.46%	Charlestown	4.67%	<i>Sargent's Purchase</i>	
Plainfield	47.68%	Atkinson	34.83%	Nashua	28.03%	Fremont	20.40%	Northumberland	3.33%	<i>Second College Grant</i>	
Cornish	47.06%	Walpole	34.80%	Ashland	27.90%	Dalton	19.84%	Greenville	2.78%	<i>Success</i>	
Portsmouth	46.87%	Sanbornton	34.62%	Brookfield	27.84%	Newport	19.50%			<i>Thompson and Meserves Purchase</i>	
Wolfeboro	46.82%	Shelburne	34.62%	Farmington	27.82%	Colebrook	19.38%			<i>Wentworth's Location</i>	
Greenland	46.73%	Bennington	34.48%	Deering	27.69%	Whitefield	19.36%				
Amherst	46.22%	Stoddard	34.39%	Rollinsford	27.65%	Warren	19.25%				
Richmond	45.68%	Danbury	34.19%	Dunbarton	27.38%	Raymond	19.06%				
Madbury	45.51%	Dorchester	34.15%	Chesterfield	27.31%	Epping	18.96%				
Bethlehem	44.85%	Conway	34.01%	Keene	27.14%	Epsom	18.55%				
Holderness	44.78%	Bow	33.90%	Chester	27.06%	Boscawen	18.52%				
Francetown	44.66%	Alstead	33.43%	East Kingston	26.98%	Croydon	18.52%				
Meredith	43.11%	Canaan	33.27%	Wentworth	26.92%	Middleton	17.35%				