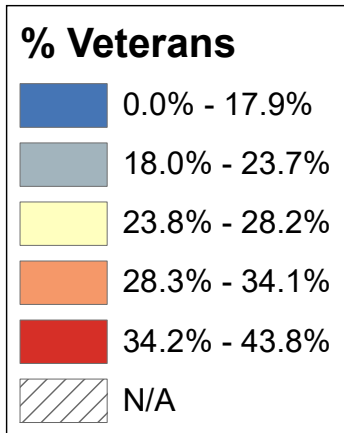
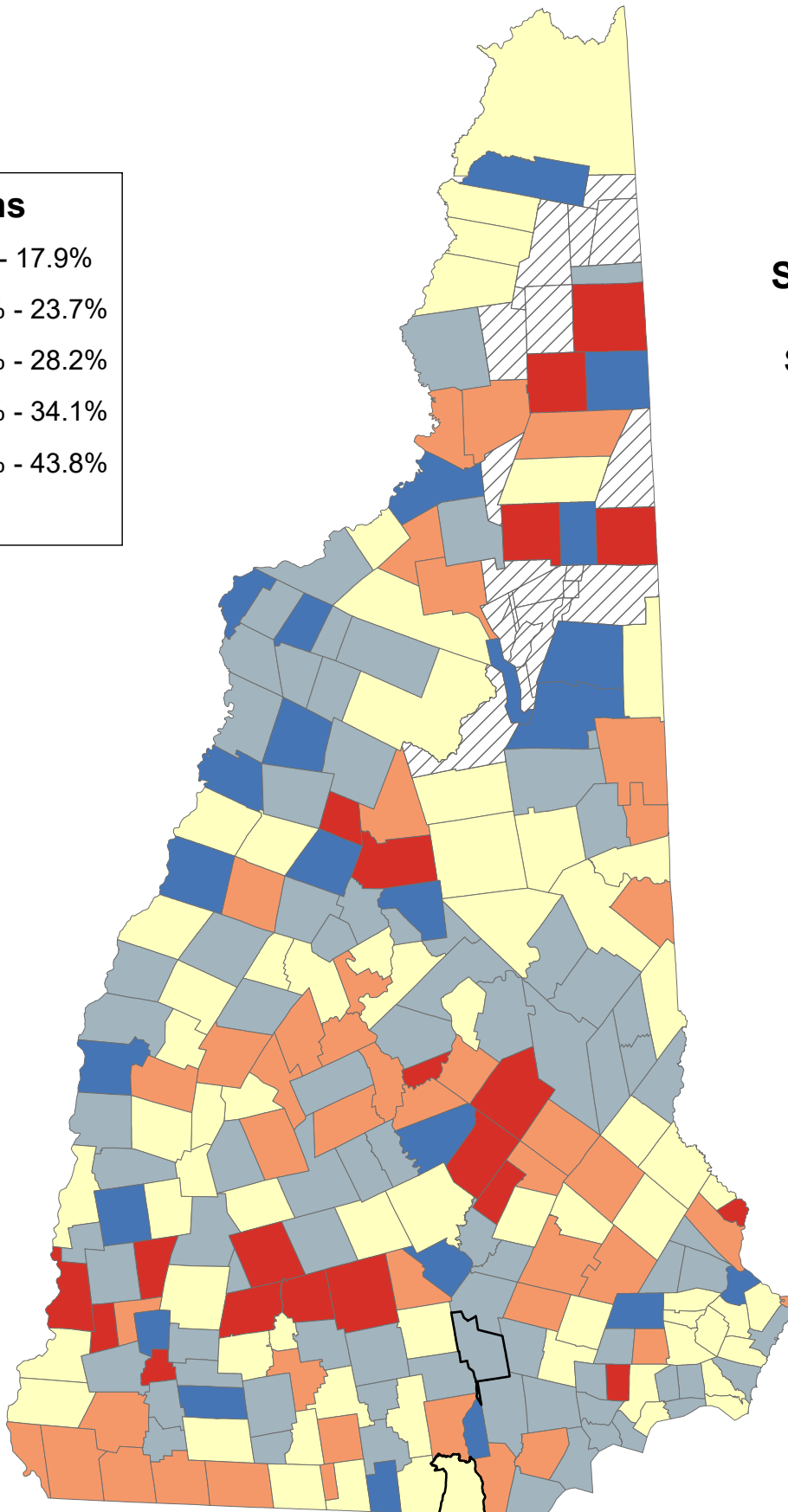


Percentage of Population Age 65+ Years Veterans of Military Service

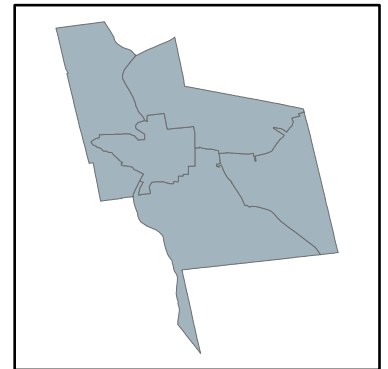


State Average: 24.8%

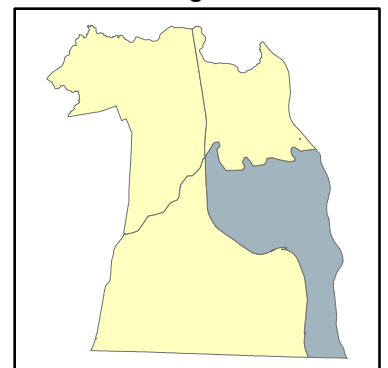
Source: ACS, 2012-2016



Manchester Neighborhoods



Nashua Neighborhoods



% of 65+ Population Who Are Veterans of Military Service

Acworth	15.61%	Dalton	25.91%	Haverhill	18.78%	Nelson	21.24%	South Hampton	23.42%	Manchester	
Albany	22.69%	Danbury	32.26%	Hebron	23.21%	New Boston	22.78%	Springfield	31.60%	Central Manchester	19.61%
Alexandria	27.51%	Danville	35.73%	Henniker	22.06%	New Castle	31.32%	Stark	32.45%	Manchester: West	20.92%
Allenstown	22.13%	Deerfield	28.54%	Hill	33.00%	New Durham	20.73%	Stewartstown	24.25%	Manchester: South	20.89%
Alstead	20.33%	Deering	34.85%	Hillsborough	43.77%	New Hampton	24.69%	Stoddard	25.30%	Manchester: North	22.23%
Alton	22.95%	Derry	22.14%	Hinsdale	28.93%	New Ipswich	26.36%	Strafford	34.05%	Manchester: East	18.34%
Amherst	25.63%	Dorchester	32.93%	Holderness	17.66%	New London	27.35%	Stratford	23.08%		
Andover	23.39%	Dover	29.36%	Hollis	24.94%	Newbury	21.01%	Stratham	25.00%	Nashua	
Antrim	34.38%	Dublin	17.95%	Hooksett	22.39%	Newfields	25.13%	Sugar Hill	23.47%	Nashua: Zip 03060	20.65%
Ashland	23.70%	Dummer	43.75%	Hopkinton	24.04%	Newington	15.52%	Sullivan	17.83%	Nashua: Zip 03062	27.18%
Atkinson	22.14%	Dunbarton	29.76%	Hudson	31.17%	Newmarket	26.65%	Sunapee	25.27%	Nashua: Zip 03063	25.15%
Auburn	23.10%	Durham	22.21%	Jackson	17.24%	Newport	25.49%	Surry	37.28%	Nashua: Zip 03064	23.72%
Barnstead	29.06%	East Kingston	23.51%	Jaffrey	26.30%	Newton	24.34%	Sutton	28.44%		
Barrington	26.05%	Easton	21.79%	Jefferson	19.67%	North Hampton	25.90%	Swanzey	29.03%		
Bartlett	13.41%	Eaton	28.72%	Keene	21.57%	Northfield	28.69%	Tamworth	24.20%		
Bath	21.67%	Effingham	29.45%	Kensington	19.45%	Northumberland	28.60%	Temple	26.60%		
Bedford	19.62%	Ellsworth	37.84%	Kingston	27.76%	Northwood	24.41%	Thornton	32.77%	Unincorporated Places	
Belmont	28.38%	Enfield	27.71%	Laconia	27.21%	Nottingham	32.30%	Tilton	39.90%	<i>Atkinson and Gilmanton Academy Grant</i>	
Bennington	24.14%	Epping	16.80%	Lancaster	17.45%	Orange	27.50%	Troy	20.93%	<i>Bean's Grant</i>	
Benton	12.50%	Epsom	26.67%	Landaff	22.43%	Orford	25.64%	Tuftonboro	21.27%	<i>Bean's Purchase</i>	
Berlin	26.83%	Errol	40.86%	Langdon	19.84%	Ossipee	28.20%	Unity	23.33%	<i>Cambridge</i>	
Bethlehem	27.30%	Exeter	28.10%	Lebanon	19.68%	Pelham	23.66%	Wakefield	26.04%	<i>Chandler's Purchase</i>	
Boscawen	22.90%	Farmington	26.67%	Lee	20.35%	Pembroke	21.95%	Walpole	38.01%	<i>Crawford's Purchase</i>	
Bow	17.27%	Fitzwilliam	32.13%	Lempster	25.14%	Peterborough	22.63%	Warner	20.64%	<i>Cutt's Grant</i>	
Bradford	26.96%	Francestown	23.32%	Lincoln	27.89%	Piermont	15.98%	Warren	19.88%	<i>Dix's Grant</i>	
Brentwood	28.49%	Franconia	18.55%	Lisbon	17.77%	Pittsburg	25.00%	Washington	21.12%	<i>Dixville</i>	
Bridgewater	27.53%	Franklin	30.59%	Litchfield	17.62%	Pittsfield	28.96%	Waterville Valley	25.49%	<i>Erving's Location</i>	
Bristol	33.33%	Freedom	25.61%	Littleton	20.91%	Plainfield	19.87%	Weare	38.08%	<i>Green's Grant</i>	
Brookfield	22.16%	Fremont	20.83%	Londonderry	19.18%	Plaistow	21.70%	Webster	22.19%	<i>Hadley's Purchase</i>	
Brookline	16.38%	Gilford	19.84%	Loudon	38.25%	Plymouth	18.94%	Wentworth	26.07%	<i>Kilkenny</i>	
Campton	39.05%	Gilmanton	36.64%	Lyman	20.74%	Portsmouth	24.06%	Westmoreland	28.08%	<i>Livermore</i>	
Canaan	22.49%	Gilsum	30.63%	Lyme	17.22%	Randolph	34.27%	Whitefield	31.21%	<i>Low and Burbank's Grant</i>	
Candia	33.13%	Goffstown	23.91%	Lyndeborough	25.77%	Raymond	27.63%	Wilmot	29.39%	<i>Martin's Location</i>	
Canterbury	15.99%	Gorham	17.15%	Madbury	21.91%	Richmond	33.33%	Wilton	28.41%	<i>Millsfield</i>	
Carroll	29.38%	Goshen	27.64%	Madison	21.43%	Rindge	29.21%	Winchester	28.65%	<i>Odell</i>	
Center Harbor	19.57%	Grafton	23.41%	Manchester	20.52%	Rochester	26.65%	Windham	30.65%	<i>Pinkham's Grant</i>	
Charlestown	27.52%	Grantham	27.34%	Marlborough	22.76%	Rollinsford	37.98%	Windsor	22.00%	<i>Sargent's Purchase</i>	
Chatham	27.40%	Greenfield	30.87%	Marlow	40.00%	Roxbury	36.11%	Wolfeboro	19.93%	<i>Second College Grant</i>	
Chester	24.87%	Greenland	26.42%	Mason	26.79%	Rumney	16.97%	Woodstock	22.86%	<i>Success</i>	
Chesterfield	26.35%	Greenville	29.01%	Meredith	22.53%	Rye	21.65%			<i>Thompson and Meserves Purchase</i>	
Chichester	36.41%	Groton	19.10%	Merrimack	29.70%	Salem	22.71%			<i>Wentworth's Location</i>	
Claremont	21.35%	Hale's Location	21.10%	Middleton	22.45%	Salisbury	30.00%				
Clarksville	14.29%	Hampstead	23.41%	Milan	32.87%	Sanbornton	22.88%				
Colebrook	27.39%	Hampton	23.14%	Milford	19.30%	Sandown	20.83%				
Columbia	24.39%	Hampton Falls	25.56%	Milton	22.94%	Sandwich	24.81%				
Concord	25.93%	Hancock	25.66%	Monroe	16.48%	Seabrook	25.84%				
Conway	29.08%	Hanover	26.39%	Mont Vernon	22.98%	Sharon	18.69%				
Cornish	16.61%	Harrisville	18.35%	Moultonborough	25.36%	Shelburne	34.62%				
Croydon	33.33%	Hart's Location	0.00%	Nashua	24.34%	Somersworth	26.36%				

% of 65+ Population Who Are Veterans of Military Service (Ranked)

Hillsborough	43.77%	Conway	29.08%	Wakefield	26.04%	Alton	22.95%	Plainfield	19.87%	Manchester	
Dummer	43.75%	Barnstead	29.06%	Concord	25.93%	Milton	22.94%	Langdon	19.84%	Manchester: North	22.23%
Errol	40.86%	Swanzey	29.03%	Dalton	25.91%	Boscawen	22.90%	Gilford	19.84%	Manchester: West	20.92%
Marlow	40.00%	Greenville	29.01%	North Hampton	25.90%	Sanbornton	22.88%	Lebanon	19.68%	Manchester: South	20.89%
Tilton	39.90%	Pittsfield	28.96%	Seabrook	25.84%	Woodstock	22.86%	Jefferson	19.67%	Central Manchester	19.61%
Campton	39.05%	Hinsdale	28.93%	Lyndeborough	25.77%	New Boston	22.78%	Bedford	19.62%	Manchester: East	18.34%
Loudon	38.25%	Eaton	28.72%	Hancock	25.66%	Marlborough	22.76%	Center Harbor	19.57%		
Weare	38.08%	Northfield	28.69%	Orford	25.64%	Salem	22.71%	Kensington	19.45%	Nashua	
Walpole	38.01%	Winchester	28.65%	Amherst	25.63%	Albany	22.69%	Milford	19.30%	Nashua: Zip 03062	27.18%
Rollinsford	37.98%	Northumberland	28.60%	Freetown	25.61%	Peterborough	22.63%	Londonderry	19.18%	Nashua: Zip 03063	25.15%
Ellsworth	37.84%	Deerfield	28.54%	Hampton Falls	25.56%	Meredith	22.53%	Groton	19.10%	Nashua: Zip 03064	23.72%
Surry	37.28%	Brentwood	28.49%	Waterville Valley	25.49%	Canaan	22.49%	Plymouth	18.94%	Nashua: Zip 03060	20.65%
Gilmanton	36.64%	Sutton	28.44%	Newport	25.49%	Middleton	22.45%	Haverhill	18.78%		
Chichester	36.41%	Wilton	28.41%	Moultonborough	25.36%	Landaff	22.43%	Sharon	18.69%		
Roxbury	36.11%	Belmont	28.38%	Stoddard	25.30%	Hooksett	22.39%	Franconia	18.55%		
Danville	35.73%	Ossipee	28.20%	Sunapee	25.27%	Durham	22.21%	Harrisville	18.35%		
Deering	34.85%	Exeter	28.10%	Lempster	25.14%	Webster	22.19%	Dublin	17.95%	Unincorporated Places	
Shelburne	34.62%	Westmoreland	28.08%	Newfields	25.13%	Brookfield	22.16%	Sullivan	17.83%	<i>Atkinson and Gilmanton Academy Grant</i>	
Antrim	34.38%	Lincoln	27.89%	Pittsburg	25.00%	Derry	22.14%	Lisbon	17.77%	<i>Bean's Grant</i>	
Randolph	34.27%	Kingston	27.76%	Stratham	25.00%	Atkinson	22.14%	Holderness	17.66%	<i>Bean's Purchase</i>	
Strafford	34.05%	Enfield	27.71%	Hollis	24.94%	Allenstown	22.13%	Litchfield	17.62%	<i>Cambridge</i>	
Bristol	33.33%	Goshen	27.64%	Chester	24.87%	Henniker	22.06%	Lancaster	17.45%	<i>Chandler's Purchase</i>	
Croydon	33.33%	Raymond	27.63%	Sandwich	24.81%	Windsor	22.00%	Piermont	17.27%	<i>Crawford's Purchase</i>	
Richmond	33.33%	Bridgewater	27.53%	New Hampton	24.69%	Pembroke	21.95%	Jackson	17.24%	<i>Cutt's Grant</i>	
Candia	33.13%	Charlestown	27.52%	Northwood	24.41%	Madbury	21.91%	Lyme	17.22%	<i>Dix's Grant</i>	
Hill	33.00%	Alexandria	27.51%	Columbia	24.39%	Easton	21.79%	Gorham	17.15%	<i>Dixville</i>	
Dorchester	32.93%	Orange	27.50%	Newton	24.34%	Plaistow	21.70%	Rumney	16.97%	<i>Erving's Location</i>	
Milan	32.87%	Chatham	27.40%	Nashua	24.34%	Bath	21.67%	Epping	16.80%	<i>Green's Grant</i>	
Thornton	32.77%	Colebrook	27.39%	Stewartstown	24.25%	Rye	21.65%	Cornish	16.61%	<i>Hadley's Purchase</i>	
Stark	32.45%	New London	27.35%	Tamworth	24.20%	Keene	21.57%	Monroe	16.48%	<i>Kilkenny</i>	
Nottingham	32.30%	Grantham	27.34%	Bennington	24.14%	Madison	21.43%	Brookline	16.38%	<i>Livermore</i>	
Danbury	32.26%	Bethlehem	27.30%	Portsmouth	24.06%	Claremont	21.35%	Canterbury	15.99%	<i>Low and Burbank's Grant</i>	
Fitzwilliam	32.13%	Laconia	27.21%	Hopkinton	24.04%	Tuftonboro	21.27%	Piermont	15.98%	<i>Martin's Location</i>	
Springfield	31.60%	Bradford	26.96%	Goffstown	23.91%	Nelson	21.24%	Acworth	15.61%	<i>Millsfield</i>	
New Castle	31.32%	Berlin	26.83%	Ashland	23.70%	Washington	21.12%	Newington	15.52%	<i>Odell</i>	
Whitefield	31.21%	Mason	26.79%	Pelham	23.66%	Hale's Location	21.10%	Clarksville	14.29%	<i>Pinkham's Grant</i>	
Hudson	31.17%	Farmington	26.67%	East Kingston	23.51%	Newbury	21.01%	Bartlett	13.41%	<i>Sargent's Purchase</i>	
Greenfield	30.87%	Epsom	26.67%	Sugar Hill	23.47%	Troy	20.93%	Benton	12.50%	<i>Second College Grant</i>	
Windham	30.65%	Rochester	26.65%	South Hampton	23.42%	Littleton	20.91%	Hart's Location	0.00%	<i>Success</i>	
Gilsum	30.63%	Newmarket	26.65%	Grafton	23.41%	Fremont	20.83%			<i>Thompson and Meserves Purchase</i>	
Franklin	30.59%	Temple	26.60%	Hampstead	23.41%	Sandown	20.83%			<i>Wentworth's Location</i>	
Salisbury	30.00%	Greenland	26.42%	Andover	23.39%	Lyman	20.74%				
Dunbarton	29.76%	Hanover	26.39%	Unity	23.33%	New Durham	20.73%				
Merrimack	29.70%	Somersworth	26.36%	Francestown	23.32%	Warner	20.64%				
Effingham	29.45%	New Ipswich	26.36%	Hebron	23.21%	Manchester	20.52%				
Wilnot	29.39%	Chesterfield	26.35%	Hampton	23.14%	Lee	20.35%				
Carroll	29.38%	Jaffrey	26.30%	Auburn	23.10%	Alstead	20.33%				
Dover	29.36%	Wentworth	26.07%	Stratford	23.08%	Wolfeboro	19.93%				
Rindge	29.21%	Barrington	26.05%	Mont Vernon	22.98%	Warren	19.88%				