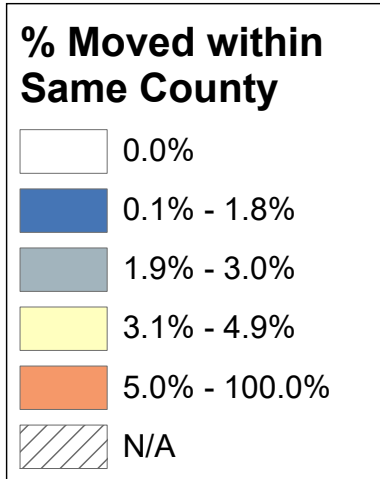
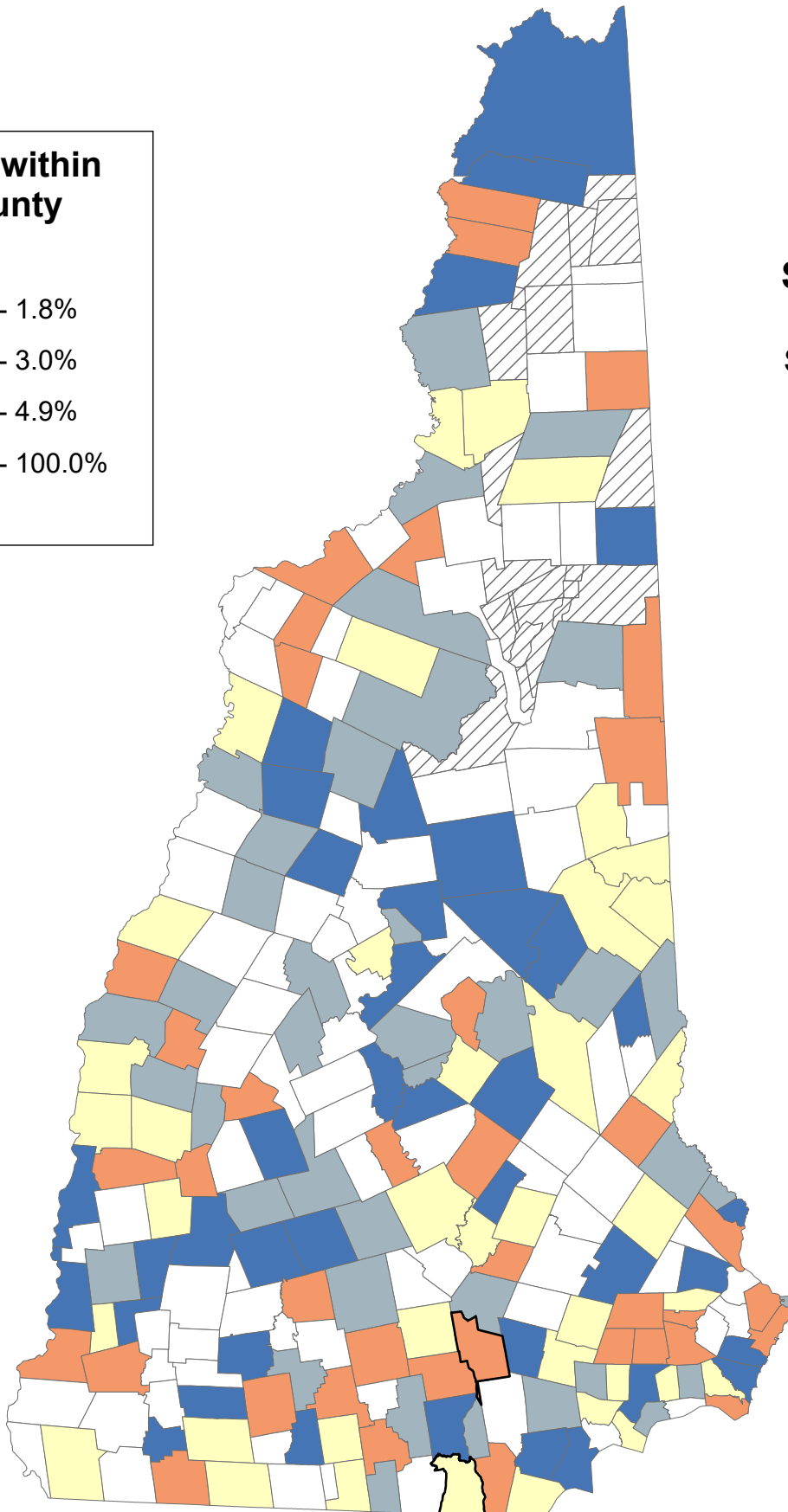


Percentage of Population Age 65+ Years Moved within Same County

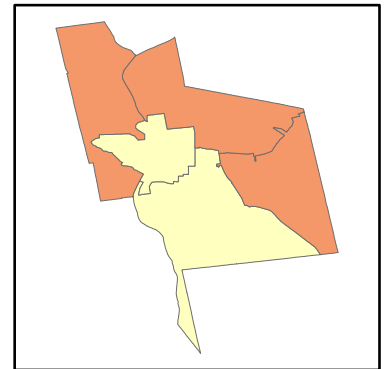


State Average: 3.6%

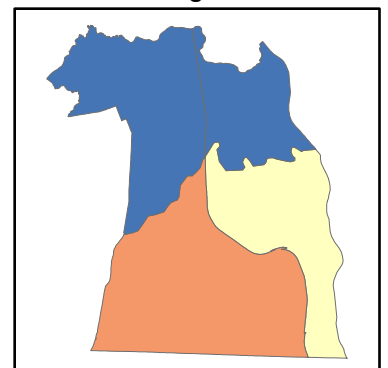
Source: ACS, 2012-2016



Manchester Neighborhoods



Nashua Neighborhoods



% Moved within Same County

Acworth	0.00%	Dalton	0.00%	Haverhill	3.97%	Nelson	0.00%	South Hampton	0.00%	Manchester	
Albany	0.00%	Danbury	1.94%	Hebron	0.00%	New Boston	7.53%	Springfield	0.00%	Central Manchester	4.09%
Alexandria	1.85%	Danville	4.88%	Henniker	1.47%	New Castle	3.02%	Stark	4.64%	Manchester: West	9.50%
Allenstown	8.01%	Deerfield	0.00%	Hill	0.00%	New Durham	0.00%	Stewartstown	10.18%	Manchester: South	4.12%
Alstead	2.51%	Deering	6.19%	Hillsborough	0.87%	New Hampton	1.01%	Stoddard	0.00%	Manchester: North	7.26%
Alton	3.12%	Derry	2.30%	Hinsdale	0.00%	New Ipswich	0.00%	Strafford	0.00%	Manchester: East	8.14%
Amherst	2.81%	Dorchester	2.44%	Holderness	0.75%	New London	5.09%	Stratford	1.92%		
Andover	0.00%	Dover	5.60%	Hollis	0.00%	Newbury	0.00%	Stratham	0.00%	Nashua	
Antrim	0.00%	Dublin	1.10%	Hooksett	2.00%	Newfields	12.83%	Sugar Hill	0.00%	Nashua: Zip 03060	4.36%
Ashland	2.72%	Dummer	0.00%	Hopkinton	1.83%	Newington	0.00%	Sullivan	0.00%	Nashua: Zip 03062	5.69%
Atkinson	0.00%	Dunbarton	0.00%	Hudson	6.15%	Newmarket	4.37%	Sunapee	2.30%	Nashua: Zip 03063	0.99%
Auburn	1.49%	Durham	0.08%	Jackson	2.19%	Newport	4.24%	Surry	4.14%	Nashua: Zip 03064	0.85%
Barnstead	0.00%	East Kingston	3.22%	Jaffrey	3.66%	Newton	1.94%	Sutton	1.18%		
Barrington	3.35%	Easton	0.00%	Jefferson	0.00%	North Hampton	0.87%	Swanzey	0.00%		
Bartlett	0.00%	Eaton	0.00%	Keene	6.13%	Northfield	1.20%	Tamworth	0.00%		
Bath	0.00%	Effingham	4.11%	Kensington	2.13%	Northumberland	4.66%	Temple	1.60%		
Bedford	6.73%	Ellsworth	0.00%	Kingston	1.50%	Northwood	0.00%	Thornton	1.68%	Unincorporated Places	
Belmont	4.31%	Enfield	2.21%	Laconia	5.90%	Nottingham	1.27%	Tilton	2.57%	<i>Atkinson and Gilmanton Academy Grant</i>	
Bennington	0.00%	Epping	9.34%	Lancaster	1.82%	Orange	0.00%	Troy	1.45%	<i>Bean's Grant</i>	
Benton	1.14%	Epsom	4.48%	Landaff	9.35%	Orford	0.00%	Tuftonboro	1.51%	<i>Bean's Purchase</i>	
Berlin	4.90%	Errol	0.00%	Langdon	0.00%	Ossipee	3.29%	Unity	8.89%	<i>Cambridge</i>	
Bethlehem	2.23%	Exeter	7.02%	Lebanon	5.38%	Pelham	3.56%	Wakefield	2.41%	<i>Chandler's Purchase</i>	
Boscawen	7.76%	Farmington	6.69%	Lee	0.00%	Pembroke	3.71%	Walpole	0.88%	<i>Crawford's Purchase</i>	
Bow	0.00%	Fitzwilliam	8.37%	Lempster	3.43%	Peterborough	12.49%	Warner	2.20%	<i>Cutt's Grant</i>	
Bradford	2.32%	Francestown	0.00%	Lincoln	2.63%	Piermont	2.58%	Warren	1.24%	<i>Dix's Grant</i>	
Brentwood	5.63%	Franconia	3.77%	Lisbon	4.96%	Pittsburg	1.52%	Washington	1.20%	<i>Dixville</i>	
Bridgewater	4.11%	Franklin	0.86%	Litchfield	2.16%	Pittsfield	0.00%	Waterville Valley	0.00%	<i>Erving's Location</i>	
Bristol	0.00%	Freedom	4.85%	Littleton	6.75%	Plainfield	2.87%	Weare	2.06%	<i>Green's Grant</i>	
Brookfield	1.14%	Fremont	8.27%	Londonderry	0.00%	Plaistow	4.54%	Webster	0.00%	<i>Hadley's Purchase</i>	
Brookline	1.91%	Gilford	2.47%	Loudon	6.02%	Plymouth	0.00%	Wentworth	2.99%	<i>Kilkenny</i>	
Campton	0.00%	Gilmanton	1.35%	Lyman	0.00%	Portsmouth	5.99%	Westmoreland	7.09%	<i>Livermore</i>	
Canaan	0.00%	Gilsum	1.80%	Lyme	0.00%	Randolph	0.00%	Whitefield	5.24%	<i>Low and Burbank's Grant</i>	
Candia	0.00%	Goffstown	4.78%	Lyndeborough	5.52%	Raymond	4.60%	Wilmot	0.00%	<i>Martin's Location</i>	
Canterbury	0.00%	Gorham	0.00%	Madbury	0.00%	Richmond	0.00%	Wilton	3.45%	<i>Millsfield</i>	
Carroll	0.00%	Goshen	6.50%	Madison	3.27%	Rindge	3.36%	Winchester	3.15%	<i>Odell</i>	
Center Harbor	0.00%	Grafton	0.00%	Manchester	7.13%	Rochester	2.68%	Windham	1.00%	<i>Pinkham's Grant</i>	
Charlestown	1.11%	Grantham	7.61%	Marlborough	0.00%	Rollinsford	1.03%	Windsor	0.00%	<i>Sargent's Purchase</i>	
Chatham	8.22%	Greenfield	3.02%	Marlow	1.33%	Roxbury	0.00%	Wolfeboro	2.55%	<i>Second College Grant</i>	
Chester	3.03%	Greenland	0.00%	Mason	3.83%	Rumney	1.08%	Woodstock	2.86%	<i>Success</i>	
Chesterfield	0.00%	Greenville	0.00%	Meredith	0.00%	Rye	5.62%			<i>Thompson and Meserves Purchase</i>	
Chichester	1.32%	Groton	0.00%	Merrimack	1.75%	Salem	1.00%			<i>Wentworth's Location</i>	
Claremont	4.08%	Hale's Location	0.00%	Middleton	0.00%	Salisbury	0.00%				
Clarksville	1.43%	Hampstead	4.26%	Milan	1.85%	Sanbornton	1.92%				
Colebrook	6.68%	Hampton	1.80%	Milford	7.35%	Sandown	2.51%				
Columbia	1.22%	Hampton Falls	3.61%	Milton	3.15%	Sandwich	1.01%				
Concord	4.70%	Hancock	0.66%	Monroe	0.00%	Seabrook	6.69%				
Conway	6.96%	Hanover	3.18%	Mont Vernon	0.00%	Sharon	0.00%				
Cornish	3.11%	Harrisville	0.00%	Moultonborough	0.19%	Shelburne	0.96%				
Croydon	2.78%	Hart's Location	0.00%	Nashua	3.77%	Somersworth	2.01%				

% Moved within Same County (Ranked)

Newfields	12.83%	Belmont	4.31%	Bethlehem	2.23%	Shelburne	0.96%	Langdon	0.00%	Manchester	
Peterborough	12.49%	Hampstead	4.26%	Enfield	2.21%	Walpole	0.88%	Lee	0.00%	Manchester: West	9.50%
Stewartstown	10.18%	Newport	4.24%	Warner	2.20%	North Hampton	0.87%	Londonderry	0.00%	Manchester: East	8.14%
Landaff	9.35%	Surry	4.14%	Jackson	2.19%	Hillsborough	0.87%	Lyman	0.00%	Manchester: North	7.26%
Epping	9.34%	Bridgewater	4.11%	Litchfield	2.16%	Franklin	0.86%	Lyme	0.00%	Manchester: South	4.12%
Unity	8.89%	Effingham	4.11%	Kensington	2.13%	Holderness	0.75%	Madbury	0.00%	Central Manchester	4.09%
Fitzwilliam	8.37%	Claremont	4.08%	Weare	2.06%	Hancock	0.66%	Marlborough	0.00%		
Fremont	8.27%	Haverhill	3.97%	Somersworth	2.01%	Moultonborough	0.19%	Meredith	0.00%	Nashua	
Chatham	8.22%	Mason	3.83%	Hooksett	2.00%	Durham	0.08%	Middleton	0.00%	Nashua: Zip 03062	5.69%
Allenstown	8.01%	Nashua	3.77%	Newton	1.94%	Acworth	0.00%	Monroe	0.00%	Nashua: Zip 03060	4.36%
Boscawen	7.76%	Franconia	3.77%	Danbury	1.94%	Albany	0.00%	Mont Vernon	0.00%	Nashua: Zip 03063	0.99%
Grantham	7.61%	Pembroke	3.71%	Sanbornton	1.92%	Andover	0.00%	Nelson	0.00%	Nashua: Zip 03064	0.85%
New Boston	7.53%	Jaffrey	3.66%	Stratford	1.92%	Antrim	0.00%	New Durham	0.00%		
Milford	7.35%	Hampton Falls	3.61%	Brookline	1.91%	Atkinson	0.00%	New Ipswich	0.00%		
Manchester	7.13%	Pelham	3.56%	Alexandria	1.85%	Barnstead	0.00%	Newbury	0.00%		
Westmoreland	7.09%	Wilton	3.45%	Milan	1.85%	Bartlett	0.00%	Newington	0.00%		
Exeter	7.02%	Lempster	3.43%	Hopkinton	1.83%	Bath	0.00%	Northwood	0.00%	Unincorporated Places	
Conway	6.96%	Rindge	3.36%	Lancaster	1.82%	Bennington	0.00%	Orange	0.00%	<i>Atkinson and Gilmanton Academy Grant</i>	
Littleton	6.75%	Barrington	3.35%	Gilsum	1.80%	Bow	0.00%	Orford	0.00%	<i>Bean's Grant</i>	
Bedford	6.73%	Ossipee	3.29%	Hampton	1.80%	Bristol	0.00%	Pittsfield	0.00%	<i>Bean's Purchase</i>	
Farmington	6.69%	Madison	3.27%	Merrimack	1.75%	Campton	0.00%	Plymouth	0.00%	<i>Cambridge</i>	
Seabrook	6.69%	East Kingston	3.22%	Thornton	1.68%	Canaan	0.00%	Randolph	0.00%	<i>Chandler's Purchase</i>	
Colebrook	6.68%	Hanover	3.18%	Temple	1.60%	Candia	0.00%	Sullivan	0.00%	<i>Crawford's Purchase</i>	
Goshen	6.50%	Milton	3.15%	Pittsburg	1.52%	Canterbury	0.00%	Roxbury	0.00%	<i>Cutt's Grant</i>	
Deering	6.19%	Winchester	3.15%	Tuftonboro	1.51%	Carroll	0.00%	Salisbury	0.00%	<i>Dix's Grant</i>	
Hudson	6.15%	Alton	3.12%	Kingston	1.50%	Center Harbor	0.00%	Sharon	0.00%	<i>Dixville</i>	
Keene	6.13%	Cornish	3.11%	Auburn	1.49%	Chesterfield	0.00%	South Hampton	0.00%	<i>Erving's Location</i>	
Loudon	6.02%	Chester	3.03%	Henniker	1.47%	Dalton	0.00%	Springfield	0.00%	<i>Green's Grant</i>	
Portsmouth	5.99%	New Castle	3.02%	Troy	1.45%	Deerfield	0.00%	Stoddard	0.00%	<i>Hadley's Purchase</i>	
Laconia	5.90%	Greenfield	3.02%	Clarksville	1.43%	Dummer	0.00%	Strafford	0.00%	<i>Kilkenny</i>	
Brentwood	5.63%	Wentworth	2.99%	Gilmanton	1.35%	Dunbarton	0.00%	Stratham	0.00%	<i>Livermore</i>	
Rye	5.62%	Plainfield	2.87%	Marlow	1.33%	Easton	0.00%	Sugar Hill	0.00%	<i>Low and Burbank's Grant</i>	
Dover	5.60%	Woodstock	2.86%	Chichester	1.32%	Eaton	0.00%	Sullivan	0.00%	<i>Martin's Location</i>	
Lyndeborough	5.52%	Amherst	2.81%	Nottingham	1.27%	Ellsworth	0.00%	Swanzy	0.00%	<i>Millsfield</i>	
Lebanon	5.38%	Croydon	2.78%	Warren	1.24%	Errol	0.00%	Tamworth	0.00%	<i>Odell</i>	
Whitefield	5.24%	Ashland	2.72%	Columbia	1.22%	Fracestown	0.00%	Waterville Valley	0.00%	<i>Pinkham's Grant</i>	
New London	5.09%	Rochester	2.68%	Northfield	1.20%	Gorham	0.00%	Webster	0.00%	<i>Sargent's Purchase</i>	
Lisbon	4.96%	Lincoln	2.63%	Washington	1.20%	Grafton	0.00%	Wilmot	0.00%	<i>Second College Grant</i>	
Berlin	4.90%	Piermont	2.58%	Sutton	1.18%	Greenland	0.00%	Windsor	0.00%	<i>Success</i>	
Danville	4.88%	Tilton	2.57%	Benton	1.14%	Greenville	0.00%			<i>Thompson and Meserves Purchase</i>	
Freedom	4.85%	Wolfeboro	2.55%	Brookfield	1.14%	Groton	0.00%			<i>Wentworth's Location</i>	
Goffstown	4.78%	Sandown	2.51%	Charlestown	1.11%	Hale's Location	0.00%				
Concord	4.70%	Alstead	2.51%	Dublin	1.10%	Harrisville	0.00%				
Northumberland	4.66%	Gilford	2.47%	Rumney	1.08%	Hart's Location	0.00%				
Stark	4.64%	Dorchester	2.44%	Rollinsford	1.03%	Hebron	0.00%				
Raymond	4.60%	Wakefield	2.41%	Sandwich	1.01%	Hill	0.00%				
Plaistow	4.54%	Bradford	2.32%	New Hampton	1.01%	Hinsdale	0.00%				
Epsom	4.48%	Derry	2.30%	Salem	1.00%	Hollis	0.00%				
Newmarket	4.37%	Sunapee	2.30%	Windham	1.00%	Jefferson	0.00%				