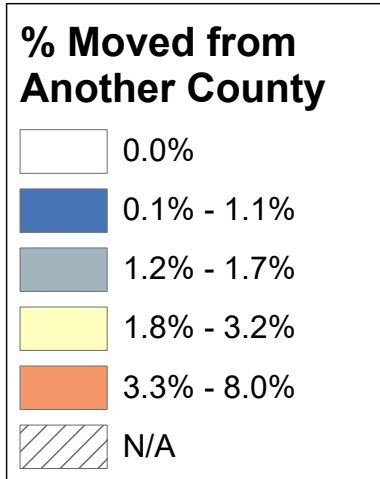
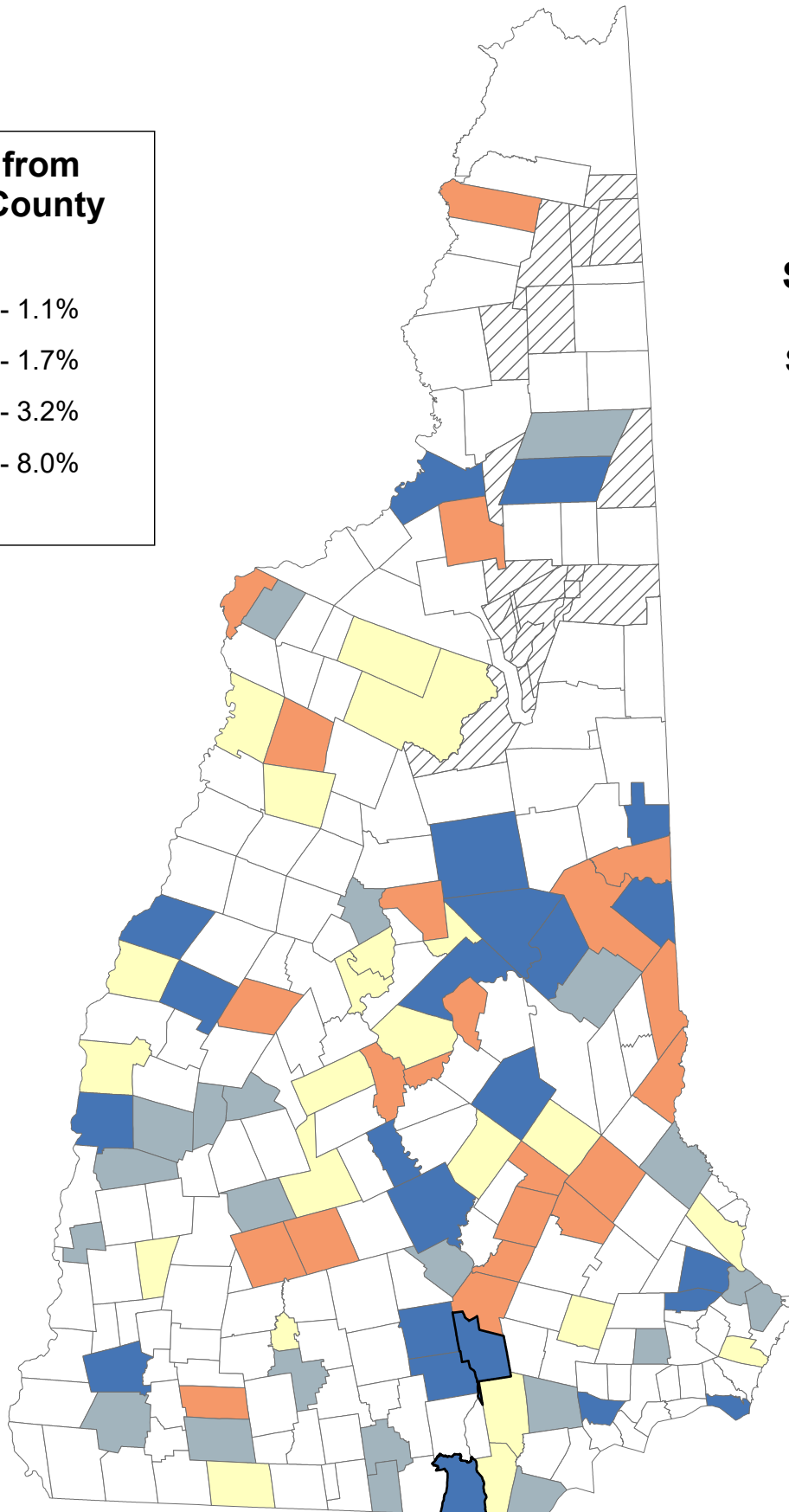


Percentage of Population Age 65+ Years Moved from Another County

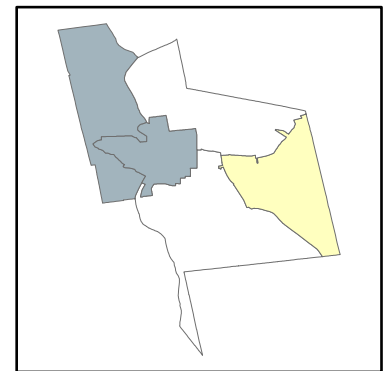


State Average: 1.0%

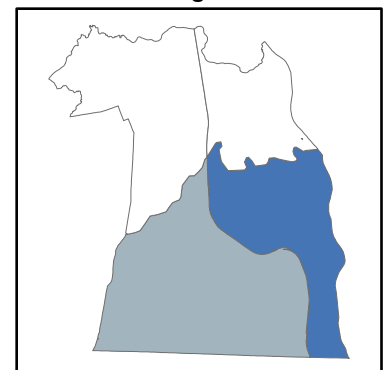
Source: ACS, 2012-2016



Manchester Neighborhoods



Nashua Neighborhoods



% Moved from Different County in Massachusetts

Acworth	0.00%	Dalton	0.00%	Haverhill	3.00%	Nelson	0.00%	South Hampton	0.00%	Manchester	
Albany	0.00%	Danbury	0.00%	Hebron	0.00%	New Boston	0.00%	Springfield	0.00%	Central Manchester	1.10%
Alexandria	0.00%	Danville	0.00%	Henniker	3.99%	New Castle	0.00%	Stark	0.00%	Manchester: West	1.46%
Allenstown	8.01%	Deerfield	0.00%	Hill	0.00%	New Durham	0.00%	Stewartstown	3.89%	Manchester: South	0.00%
Alstead	0.00%	Deering	0.00%	Hillsborough	4.11%	New Hampton	0.00%	Stoddard	0.00%	Manchester: North	0.00%
Alton	0.00%	Derry	1.40%	Hinsdale	0.00%	New Ipswich	0.00%	Strafford	4.70%	Manchester: East	1.85%
Amherst	0.00%	Dorchester	0.00%	Holderness	3.48%	New London	1.11%	Stratford	0.00%		
Andover	2.88%	Dover	2.60%	Hollis	0.00%	Newbury	0.00%	Stratham	0.00%	Nashua	
Antrim	0.00%	Dublin	6.23%	Hooksett	4.15%	Newfields	0.00%	Sugar Hill	0.00%	Nashua: Zip 03060	0.11%
Ashland	0.00%	Dummer	0.00%	Hopkinton	0.00%	Newington	1.15%	Sullivan	0.00%	Nashua: Zip 03062	1.10%
Atkinson	0.00%	Dunbarton	0.00%	Hudson	3.02%	Newmarket	0.62%	Sunapee	1.62%	Nashua: Zip 03063	0.00%
Auburn	0.00%	Durham	0.33%	Jackson	0.00%	Newport	1.28%	Surry	0.00%	Nashua: Zip 03064	0.00%
Barnstead	1.70%	East Kingston	0.00%	Jaffrey	1.35%	Newton	0.00%	Sutton	0.00%		
Barrington	0.00%	Easton	0.00%	Jefferson	3.83%	North Hampton	2.51%	Swanzey	1.38%		
Bartlett	0.00%	Eaton	1.06%	Keene	0.85%	Northfield	0.00%	Tamworth	0.00%		
Bath	0.00%	Effingham	1.03%	Kensington	0.00%	Northumberland	0.00%	Temple	0.00%		
Bedford	0.80%	Ellsworth	0.00%	Kingston	0.00%	Northwood	4.25%	Thornton	0.00%	Unincorporated Places	
Belmont	0.00%	Enfield	0.70%	Laconia	4.14%	Nottingham	0.00%	Tilton	5.15%	<i>Atkinson and Gilmanton Academy Grant</i>	
Bennington	1.97%	Epping	0.00%	Lancaster	0.91%	Orange	0.00%	Troy	0.00%	<i>Bean's Grant</i>	
Benton	7.95%	Epsom	3.64%	Landaff	0.00%	Orford	0.00%	Tuftonboro	0.75%	<i>Bean's Purchase</i>	
Berlin	0.62%	Errol	0.00%	Langdon	1.59%	Ossipee	3.38%	Unity	1.11%	<i>Cambridge</i>	
Bethlehem	0.00%	Exeter	0.00%	Lebanon	2.61%	Pelham	1.15%	Wakefield	4.08%	<i>Chandler's Purchase</i>	
Boscawen	1.00%	Farmington	0.00%	Lee	0.00%	Pembroke	0.00%	Walpole	0.00%	<i>Crawford's Purchase</i>	
Bow	1.69%	Fitzwilliam	0.00%	Lempster	0.00%	Peterborough	0.00%	Warner	2.20%	<i>Cutt's Grant</i>	
Bradford	1.45%	Francestown	0.00%	Lincoln	3.16%	Piermont	0.00%	Warren	1.86%	<i>Dix's Grant</i>	
Brentwood	1.09%	Franconia	2.61%	Lisbon	0.00%	Pittsburg	0.00%	Washington	0.00%	<i>Dixville</i>	
Bridgewater	2.53%	Franklin	4.71%	Litchfield	0.00%	Pittsfield	5.41%	Waterville Valley	0.00%	<i>Erving's Location</i>	
Bristol	2.74%	Freedom	3.23%	Littleton	0.00%	Plainfield	0.00%	Weare	0.00%	<i>Green's Grant</i>	
Brookfield	0.00%	Fremont	0.00%	Londonderry	1.84%	Plaisow	0.00%	Webster	0.00%	<i>Hadley's Purchase</i>	
Brookline	1.28%	Gilford	0.00%	Loudon	3.19%	Plymouth	1.43%	Wentworth	0.00%	<i>Kilkenny</i>	
Campton	0.00%	Gilmanton	0.61%	Lyman	1.48%	Portsmouth	1.18%	Westmoreland	0.00%	<i>Livermore</i>	
Canaan	0.00%	Gilsum	0.00%	Lyme	0.00%	Randolph	0.00%	Whitefield	0.00%	<i>Low and Burbank's Grant</i>	
Candia	0.00%	Goffstown	0.99%	Lyndeborough	0.00%	Raymond	2.02%	Wilmot	0.00%	<i>Martin's Location</i>	
Canterbury	0.00%	Gorham	0.00%	Madbury	0.00%	Richmond	0.00%	Wilton	0.00%	<i>Millsfield</i>	
Carroll	0.00%	Goshen	0.00%	Madison	0.00%	Rindge	2.02%	Winchester	0.00%	<i>Odell</i>	
Center Harbor	1.70%	Grafton	3.41%	Manchester	0.80%	Rochester	1.50%	Windham	0.00%	<i>Pinkham's Grant</i>	
Charlestown	0.00%	Grantham	0.00%	Marlborough	0.00%	Rollinsford	0.00%	Windsor	0.00%	<i>Sargent's Purchase</i>	
Chatham	0.00%	Greenfield	1.34%	Marlow	2.67%	Roxbury	0.00%	Wolfeboro	1.39%	<i>Second College Grant</i>	
Chester	0.00%	Greenland	0.00%	Mason	0.00%	Rumney	0.00%	Woodstock	0.00%	<i>Success</i>	
Chesterfield	0.00%	Greenville	0.00%	Meredith	0.98%	Rye	0.00%			<i>Thompson and Meserves Purchase</i>	
Chichester	0.00%	Groton	0.00%	Merrimack	0.00%	Salem	0.00%			<i>Wentworth's Location</i>	
Claremont	0.38%	Hale's Location	0.00%	Middleton	0.00%	Salisbury	0.00%				
Clarksville	0.00%	Hampstead	0.75%	Milan	1.39%	Sanbornton	1.92%				
Colebrook	0.00%	Hampton	0.00%	Milford	1.28%	Sandown	0.00%				
Columbia	0.00%	Hampton Falls	0.00%	Milton	3.68%	Sandwich	0.76%				
Concord	0.33%	Hancock	0.00%	Monroe	6.04%	Seabrook	0.66%				
Conway	0.00%	Hanover	0.24%	Mont Vernon	0.00%	Sharon	0.00%				
Cornish	2.08%	Harrisville	0.00%	Moultonborough	0.66%	Shelburne	0.00%				
Croydon	0.00%	Hart's Location	0.00%	Nashua	0.45%	Somersworth	0.00%				

% Moved from Different County in Massachusetts (Ranked)

Allenstown	8.01%	Bradford	1.45%	Auburn	0.00%	Hampton	0.00%	Richmond	0.00%	Manchester	
Benton	7.95%	Plymouth	1.43%	Barrington	0.00%	Hampton Falls	0.00%	Rollinsford	0.00%	Manchester: East	1.85%
Dublin	6.23%	Derry	1.40%	Bartlett	0.00%	Hancock	0.00%	Roxbury	0.00%	Manchester: West	1.46%
Monroe	6.04%	Wolfeboro	1.39%	Bath	0.00%	Harrisville	0.00%	Rumney	0.00%	Central Manchester	1.10%
Pittsfield	5.41%	Milan	1.39%	Belmont	0.00%	Hart's Location	0.00%	Rye	0.00%	Manchester: South	0.00%
Tilton	5.15%	Swanzey	1.38%	Bethlehem	0.00%	Hebron	0.00%	Salem	0.00%	Manchester: North	0.00%
Franklin	4.71%	Jaffrey	1.35%	Brookfield	0.00%	Hill	0.00%	Salisbury	0.00%		
Strafford	4.70%	Greenfield	1.34%	Campton	0.00%	Hinsdale	0.00%	Sandown	0.00%	Nashua	
Northwood	4.25%	Milford	1.28%	Canaan	0.00%	Hollis	0.00%	Sharon	0.00%	Nashua: Zip 03062	1.10%
Hooksett	4.15%	Newport	1.28%	Candia	0.00%	Hopkinton	0.00%	Shelburne	0.00%	Nashua: Zip 03060	0.11%
Laconia	4.14%	Brookline	1.28%	Canterbury	0.00%	Jackson	0.00%	Somersworth	0.00%	Nashua: Zip 03063	0.00%
Hillsborough	4.11%	Portsmouth	1.18%	Carroll	0.00%	Kensington	0.00%	South Hampton	0.00%	Nashua: Zip 03064	0.00%
Wakefield	4.08%	Newington	1.15%	Charlestown	0.00%	Kingston	0.00%	Springfield	0.00%		
Henniker	3.99%	Pelham	1.15%	Chatham	0.00%	Landaff	0.00%	Stark	0.00%		
Stewartstown	3.89%	Unity	1.11%	Chester	0.00%	Lee	0.00%	Stoddard	0.00%		
Jefferson	3.83%	New London	1.11%	Chesterfield	0.00%	Lempster	0.00%	Stratford	0.00%		
Milton	3.68%	Brentwood	1.09%	Chichester	0.00%	Lisbon	0.00%	Stratham	0.00%	Unincorporated Places	
Epsom	3.64%	Eaton	1.06%	Clarksville	0.00%	Litchfield	0.00%	Sugar Hill	0.00%	<i>Atkinson and Gilmanton Academy Grant</i>	
Holderness	3.48%	Efingham	1.03%	Colebrook	0.00%	Littleton	0.00%	Sullivan	0.00%	<i>Bean's Grant</i>	
Grafton	3.41%	Boscawen	1.00%	Columbia	0.00%	Lyme	0.00%	Surry	0.00%	<i>Bean's Purchase</i>	
Ossipee	3.38%	Goffstown	0.99%	Conway	0.00%	Lyndeborough	0.00%	Sutton	0.00%	<i>Cambridge</i>	
Freedom	3.23%	Meredith	0.98%	Croydon	0.00%	Madbury	0.00%	Tamworth	0.00%	<i>Chandler's Purchase</i>	
Loudon	3.19%	Lancaster	0.91%	Dalton	0.00%	Madison	0.00%	Whitefield	0.00%	<i>Crawford's Purchase</i>	
Lincoln	3.16%	Keene	0.85%	Danbury	0.00%	Marlborough	0.00%	Thornton	0.00%	<i>Cutt's Grant</i>	
Hudson	3.02%	Manchester	0.80%	Danville	0.00%	Mason	0.00%	Troy	0.00%	<i>Dix's Grant</i>	
Haverhill	3.00%	Bedford	0.80%	Deerfield	0.00%	Merrimack	0.00%	Walpole	0.00%	<i>Dixville</i>	
Andover	2.88%	Sandwich	0.76%	Deering	0.00%	Middleton	0.00%	Washington	0.00%	<i>Erving's Location</i>	
Bristol	2.74%	Tuftonboro	0.75%	Dorchester	0.00%	Mont Vernon	0.00%	Waterville Valley	0.00%	<i>Green's Grant</i>	
Marlow	2.67%	Hampstead	0.75%	Dummer	0.00%	Nelson	0.00%	Weare	0.00%	<i>Hadley's Purchase</i>	
Franconia	2.61%	Enfield	0.70%	Dunbarton	0.00%	New Boston	0.00%	Webster	0.00%	<i>Kilkenny</i>	
Lebanon	2.61%	Moultonborough	0.66%	East Kingston	0.00%	New Castle	0.00%	Wentworth	0.00%	<i>Livermore</i>	
Dover	2.60%	Seabrook	0.66%	Easton	0.00%	New Durham	0.00%	Westmoreland	0.00%	<i>Low and Burbank's Grant</i>	
Bridgewater	2.53%	Newmarket	0.62%	Ellsworth	0.00%	New Hampton	0.00%	Whitefield	0.00%	<i>Martin's Location</i>	
North Hampton	2.51%	Berlin	0.62%	Epping	0.00%	New Ipswich	0.00%	Wilmot	0.00%	<i>Millsfield</i>	
Warner	2.20%	Gilmanton	0.61%	Errol	0.00%	Newbury	0.00%	Wilton	0.00%	<i>Odell</i>	
Cornish	2.08%	Nashua	0.45%	Exeter	0.00%	Newfields	0.00%	Winchester	0.00%	<i>Pinkham's Grant</i>	
Raymond	2.02%	Claremont	0.38%	Farmington	0.00%	Newton	0.00%	Windham	0.00%	<i>Sargent's Purchase</i>	
Rindge	2.02%	Durham	0.33%	Fitzwilliam	0.00%	Northfield	0.00%	Windsor	0.00%	<i>Second College Grant</i>	
Bennington	1.97%	Concord	0.33%	Francestown	0.00%	Northumberland	0.00%	Woodstock	0.00%	<i>Success</i>	
Sanbornton	1.92%	Hanover	0.24%	Fremont	0.00%	Nottingham	0.00%			<i>Thompson and Meserves Purchase</i>	
Warren	1.86%	Acworth	0.00%	Gilford	0.00%	Orange	0.00%			<i>Wentworth's Location</i>	
Londonderry	1.84%	Albany	0.00%	Gilsum	0.00%	Orford	0.00%				
Center Harbor	1.70%	Alexandria	0.00%	Gorham	0.00%	Pembroke	0.00%				
Barnstead	1.70%	Alstead	0.00%	Goshen	0.00%	Peterborough	0.00%				
Bow	1.69%	Alton	0.00%	Grantham	0.00%	Piermont	0.00%				
Sunapee	1.62%	Amherst	0.00%	Greenland	0.00%	Pittsburg	0.00%				
Langdon	1.59%	Antrim	0.00%	Greenville	0.00%	Plainfield	0.00%				
Rochester	1.50%	Ashland	0.00%	Groton	0.00%	Plaistow	0.00%				
Lyman	1.48%	Atkinson	0.00%	Hale's Location	0.00%	Randolph	0.00%				