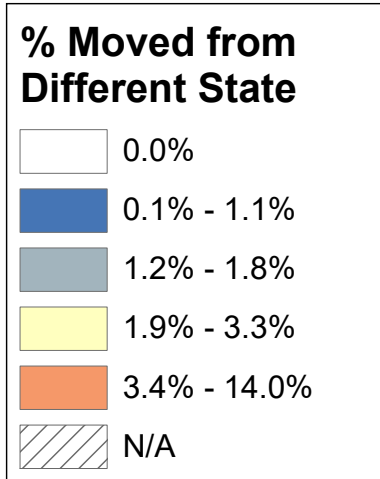
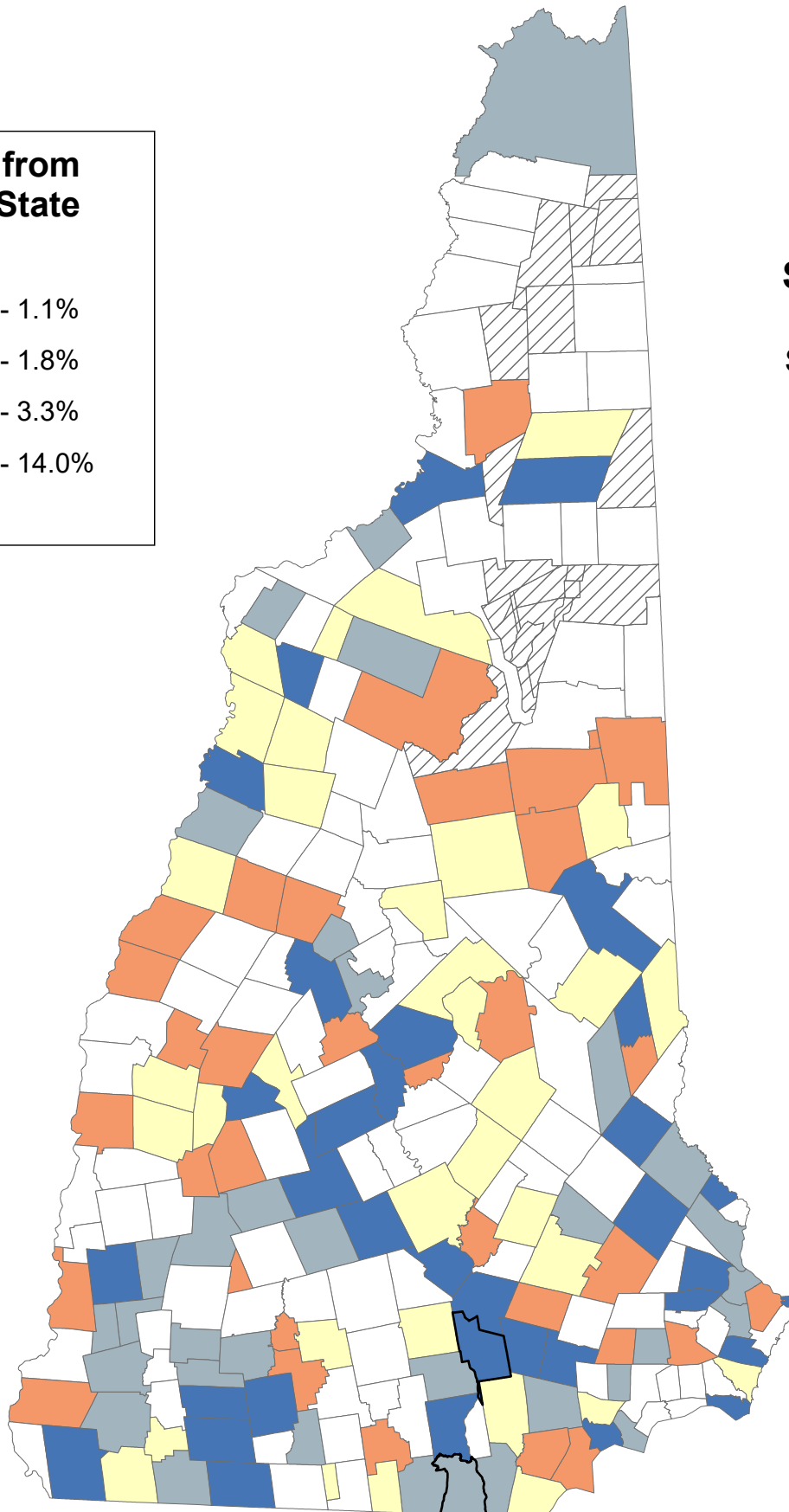


Percentage of Population Age 65+ Years Moved from Different State

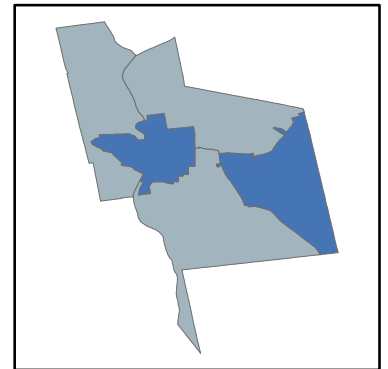


State Average: 1.7%

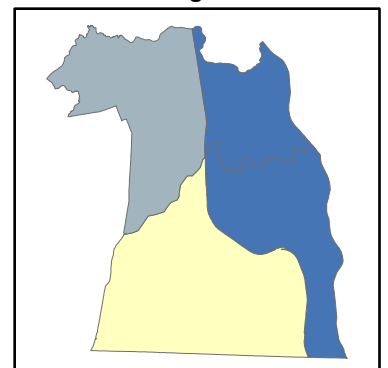
Source: ACS, 2012-2016



Manchester Neighborhoods



Nashua Neighborhoods



% Moved from Different State

Acworth	0.00%	Dalton	1.62%	Haverhill	2.90%	Nelson	1.77%	South Hampton	0.00%	Manchester	
Albany	11.76%	Danbury	0.00%	Hebron	1.79%	New Boston	0.00%	Springfield	3.30%	Central Manchester	0.40%
Alexandria	0.79%	Danville	1.80%	Henniker	1.47%	New Castle	0.82%	Stark	3.31%	Manchester: West	1.20%
Allenstown	0.00%	Deerfield	2.49%	Hill	4.43%	New Durham	1.31%	Stewartstown	0.00%	Manchester: South	1.26%
Alstead	1.11%	Deering	0.00%	Hillsborough	0.00%	New Hampton	0.00%	Stoddard	0.00%	Manchester: North	1.54%
Alton	0.00%	Derry	1.19%	Hinsdale	0.00%	New Ipswich	0.00%	Strafford	0.00%	Manchester: East	0.68%
Amherst	0.00%	Dorchester	6.10%	Holderness	1.99%	New London	0.26%	Stratford	0.00%		
Andover	0.00%	Dover	1.53%	Hollis	1.43%	Newbury	3.78%	Stratham	0.00%	Nashua	
Antrim	0.00%	Dublin	0.73%	Hooksett	0.50%	Newfields	0.00%	Sugar Hill	2.55%	Nashua: Zip 03060	0.89%
Ashland	0.00%	Dummer	0.00%	Hopkinton	1.06%	Newington	1.72%	Sullivan	0.00%	Nashua: Zip 03062	2.35%
Atkinson	0.85%	Dunbarton	0.00%	Hudson	1.63%	Newmarket	0.45%	Sunapee	2.84%	Nashua: Zip 03063	1.63%
Auburn	0.17%	Durham	1.07%	Jackson	0.00%	Newport	2.69%	Surry	1.18%	Nashua: Zip 03064	0.55%
Barnstead	0.00%	East Kingston	0.00%	Jaffrey	0.29%	Newton	0.00%	Sutton	0.00%		
Barrington	1.12%	Easton	0.00%	Jefferson	0.00%	North Hampton	0.98%	Swanzey	1.21%		
Bartlett	0.00%	Eaton	0.00%	Keene	1.54%	Northfield	0.00%	Tamworth	3.89%		
Bath	2.50%	Effingham	0.00%	Kensington	0.00%	Northumberland	0.00%	Temple	1.60%		
Bedford	1.18%	Ellsworth	0.00%	Kingston	0.00%	Northwood	1.73%	Thornton	0.00%	Unincorporated Places	
Belmont	0.00%	Enfield	0.00%	Laconia	1.86%	Nottingham	6.17%	Tilton	3.35%	<i>Atkinson and Gilmanton Academy Grant</i>	
Bennington	4.93%	Epping	0.00%	Lancaster	0.46%	Orange	0.00%	Troy	2.33%	<i>Bean's Grant</i>	
Benton	2.84%	Epsom	3.27%	Landaff	0.93%	Orford	1.71%	Tuftonboro	0.00%	<i>Bean's Purchase</i>	
Berlin	0.88%	Errol	0.00%	Langdon	0.00%	Ossipee	0.85%	Unity	0.00%	<i>Cambridge</i>	
Bethlehem	2.23%	Exeter	3.39%	Lebanon	5.63%	Pelham	2.53%	Wakefield	1.85%	<i>Chandler's Purchase</i>	
Boscawen	0.00%	Farmington	0.76%	Lee	0.00%	Pembroke	6.04%	Walpole	4.24%	<i>Crawford's Purchase</i>	
Bow	0.32%	Fitzwilliam	1.13%	Lempster	0.00%	Peterborough	0.37%	Warner	0.40%	<i>Cutt's Grant</i>	
Bradford	1.74%	Francestown	1.98%	Lincoln	8.42%	Piermont	1.03%	Warren	1.86%	<i>Dix's Grant</i>	
Brentwood	1.81%	Franconia	1.45%	Lisbon	0.00%	Pittsburg	1.14%	Washington	1.59%	<i>Dixville</i>	
Bridgewater	0.00%	Franklin	0.71%	Litchfield	0.00%	Pittsfield	0.00%	Waterville Valley	13.73%	<i>Erving's Location</i>	
Bristol	1.54%	Freedom	0.00%	Littleton	0.00%	Plainfield	0.00%	Weare	0.00%	<i>Green's Grant</i>	
Brookfield	0.57%	Fremont	6.70%	Londonderry	2.21%	Plaisow	1.38%	Webster	0.00%	<i>Hadley's Purchase</i>	
Brookline	2.98%	Gilford	4.19%	Loudon	2.01%	Plymouth	0.00%	Wentworth	0.00%	<i>Kilkenny</i>	
Campton	0.00%	Gilmanton	2.33%	Lyman	1.48%	Portsmouth	3.61%	Westmoreland	0.00%	<i>Livermore</i>	
Canaan	0.00%	Gilsum	1.80%	Lyme	2.53%	Randolph	0.00%	Whitefield	0.00%	<i>Low and Burbank's Grant</i>	
Candia	6.00%	Goffstown	2.52%	Lyndeborough	0.00%	Raymond	0.00%	Wilmot	2.31%	<i>Martin's Location</i>	
Canterbury	0.00%	Gorham	0.00%	Madbury	0.00%	Richmond	2.47%	Wilton	0.00%	<i>Millsfield</i>	
Carroll	0.00%	Goshen	5.69%	Madison	2.24%	Rindge	0.81%	Winchester	1.00%	<i>Odell</i>	
Center Harbor	0.00%	Grafton	0.00%	Manchester	1.09%	Rochester	1.41%	Windham	3.47%	<i>Pinkham's Grant</i>	
Charlestown	0.00%	Grantham	8.48%	Marlborough	0.00%	Rollinsford	0.00%	Windsor	14.00%	<i>Sargent's Purchase</i>	
Chatham	0.00%	Greenfield	11.07%	Marlow	1.33%	Roxbury	0.00%	Wolfeboro	2.23%	<i>Second College Grant</i>	
Chester	1.01%	Greenland	1.14%	Mason	0.00%	Rumney	0.00%	Woodstock	0.00%	<i>Success</i>	
Chesterfield	3.59%	Greenville	2.16%	Meredith	2.10%	Rye	0.00%			<i>Thompson and Meserves Purchase</i>	
Chichester	0.00%	Groton	3.37%	Merrimack	0.91%	Salem	4.83%			<i>Wentworth's Location</i>	
Claremont	4.65%	Hale's Location	3.67%	Middleton	5.61%	Salisbury	0.95%				
Clarksville	0.00%	Hampstead	3.29%	Milan	2.78%	Sanbornton	0.77%				
Colebrook	0.00%	Hampton	2.35%	Milford	5.97%	Sandown	0.00%				
Columbia	0.00%	Hampton Falls	0.00%	Milton	0.00%	Sandwich	2.53%				
Concord	2.27%	Hancock	1.54%	Monroe	0.00%	Seabrook	1.12%				
Conway	3.95%	Hanover	3.97%	Mont Vernon	0.00%	Sharon	0.00%				
Cornish	0.00%	Harrisville	1.80%	Moultonborough	0.00%	Shelburne	0.00%				
Croydon	1.85%	Hart's Location	0.00%	Nashua	1.53%	Somersworth	1.01%				

% Moved from Different State (Ranked)

Windsor	14.00%	Richmond	2.47%	Bedford	1.18%	Bridgewater	0.00%	Moultonborough	0.00%	Manchester	
Waterville Valley	13.73%	Hampton	2.35%	Greenland	1.14%	Campton	0.00%	New Boston	0.00%	Manchester: North	1.54%
Albany	11.76%	Gilmanton	2.33%	Pittsburg	1.14%	Canaan	0.00%	New Hampton	0.00%	Manchester: South	1.26%
Greenfield	11.07%	Troy	2.33%	Fitzwilliam	1.13%	Canterbury	0.00%	New Ipswich	0.00%	Manchester: West	1.20%
Grantham	8.48%	Wilmot	2.31%	Seabrook	1.12%	Carroll	0.00%	Newfields	0.00%	Manchester: East	0.68%
Lincoln	8.42%	Concord	2.27%	Barrington	1.12%	Center Harbor	0.00%	Newton	0.00%	Central Manchester	0.40%
Fremont	6.70%	Madison	2.24%	Alstead	1.11%	Charlestown	0.00%	Northfield	0.00%		
Nottingham	6.17%	Wolfeboro	2.23%	Manchester	1.09%	Chatham	0.00%	Northumberland	0.00%	Nashua	
Dorchester	6.10%	Bethlehem	2.23%	Durham	1.07%	Chichester	0.00%	Orange	0.00%	Nashua: Zip 03062	2.35%
Pembroke	6.04%	Londonderry	2.21%	Hopkinton	1.06%	Clarksville	0.00%	Pittsfield	0.00%	Nashua: Zip 03063	1.63%
Candia	6.00%	Greenville	2.16%	Piermont	1.03%	Colebrook	0.00%	Plainfield	0.00%	Nashua: Zip 03060	0.89%
Milford	5.97%	Meredith	2.10%	Chester	1.01%	Columbia	0.00%	Plymouth	0.00%	Nashua: Zip 03064	0.55%
Goshen	5.69%	Loudon	2.01%	Somersworth	1.01%	Cornish	0.00%	Randolph	0.00%		
Lebanon	5.63%	Holderness	1.99%	Winchester	1.00%	Danbury	0.00%	Raymond	0.00%		
Middleton	5.61%	Francestown	1.98%	North Hampton	0.98%	Deering	0.00%	Rollinsford	0.00%		
Bennington	4.93%	Warren	1.86%	Salisbury	0.95%	Dummer	0.00%	Roxbury	0.00%		
Salem	4.83%	Laconia	1.86%	Landaff	0.93%	Dunbarton	0.00%	Rumney	0.00%	Unincorporated Places	
Claremont	4.65%	Wakefield	1.85%	Merrimack	0.91%	East Kingston	0.00%	Rye	0.00%	<i>Atkinson and Gilmanton Academy Grant</i>	
Hill	4.43%	Croydon	1.85%	Berlin	0.88%	Easton	0.00%	Sandown	0.00%	<i>Bean's Grant</i>	
Walpole	4.24%	Brentwood	1.81%	Atkinson	0.85%	Eaton	0.00%	Sharon	0.00%	<i>Bean's Purchase</i>	
Gilford	4.19%	Gilsum	1.80%	Ossipee	0.85%	Effingham	0.00%	Shelburne	0.00%	<i>Cambridge</i>	
Hanover	3.97%	Danville	1.80%	New Castle	0.82%	Ellsworth	0.00%	South Hampton	0.00%	<i>Chandler's Purchase</i>	
Conway	3.95%	Harrisville	1.80%	Rindge	0.81%	Enfield	0.00%	Weare	0.00%	<i>Crawford's Purchase</i>	
Tamworth	3.89%	Hebron	1.79%	Alexandria	0.79%	Epping	0.00%	Stoddard	0.00%	<i>Cutt's Grant</i>	
Newbury	3.78%	Nelson	1.77%	Sanbornton	0.77%	Errol	0.00%	Strafford	0.00%	<i>Dix's Grant</i>	
Hale's Location	3.67%	Bradford	1.74%	Farmington	0.76%	Freedom	0.00%	Stratford	0.00%	<i>Dixville</i>	
Portsmouth	3.61%	Northwood	1.73%	Dublin	0.73%	Gorham	0.00%	Stratham	0.00%	<i>Erving's Location</i>	
Chesterfield	3.59%	Newington	1.72%	Franklin	0.71%	Grafton	0.00%	Sullivan	0.00%	<i>Green's Grant</i>	
Windham	3.47%	Orford	1.71%	Brookfield	0.57%	Hampton Falls	0.00%	Sutton	0.00%	<i>Hadley's Purchase</i>	
Exeter	3.39%	Hudson	1.63%	Hooksett	0.50%	Hart's Location	0.00%	Thornton	0.00%	<i>Kilkenny</i>	
Groton	3.37%	Dalton	1.62%	Lancaster	0.46%	Hillsborough	0.00%	Tuftonboro	0.00%	<i>Livermore</i>	
Tilton	3.35%	Temple	1.60%	Newmarket	0.45%	Hinsdale	0.00%	Unity	0.00%	<i>Low and Burbank's Grant</i>	
Stark	3.31%	Washington	1.59%	Warner	0.40%	Jackson	0.00%	Weare	0.00%	<i>Martin's Location</i>	
Springfield	3.30%	Keene	1.54%	Peterborough	0.37%	Jefferson	0.00%	Webster	0.00%	<i>Millsfield</i>	
Hampstead	3.29%	Bristol	1.54%	Bow	0.32%	Kensington	0.00%	Wentworth	0.00%	<i>Odell</i>	
Epsom	3.27%	Hancock	1.54%	Jaffrey	0.29%	Kingston	0.00%	Westmoreland	0.00%	<i>Pinkham's Grant</i>	
Brookline	2.98%	Nashua	1.53%	New London	0.26%	Langdon	0.00%	Whitefield	0.00%	<i>Sargent's Purchase</i>	
Haverhill	2.90%	Dover	1.53%	Auburn	0.17%	Lee	0.00%	Wilton	0.00%	<i>Second College Grant</i>	
Benton	2.84%	Lyman	1.48%	Acworth	0.00%	Lempster	0.00%	Woodstock	0.00%	<i>Success</i>	
Sunapee	2.84%	Henniker	1.47%	Allenstown	0.00%	Lisbon	0.00%			<i>Thompson and Meserves Purchase</i>	
Milan	2.78%	Franconia	1.45%	Alton	0.00%	Litchfield	0.00%			<i>Wentworth's Location</i>	
Newport	2.69%	Hollis	1.43%	Amherst	0.00%	Littleton	0.00%				
Sugar Hill	2.55%	Rochester	1.41%	Andover	0.00%	Lyndeborough	0.00%				
Lyme	2.53%	Plaistow	1.38%	Antrim	0.00%	Madbury	0.00%				
Sandwich	2.53%	Marlow	1.33%	Ashland	0.00%	Marlborough	0.00%				
Pelham	2.53%	New Durham	1.31%	Barnstead	0.00%	Mason	0.00%				
Goffstown	2.52%	Swanzey	1.21%	Bartlett	0.00%	Milton	0.00%				
Bath	2.50%	Derry	1.19%	Belmont	0.00%	Monroe	0.00%				
Deerfield	2.49%	Surry	1.18%	Boscawen	0.00%	Mont Vernon	0.00%				