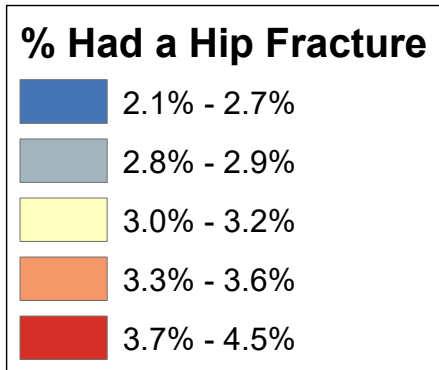
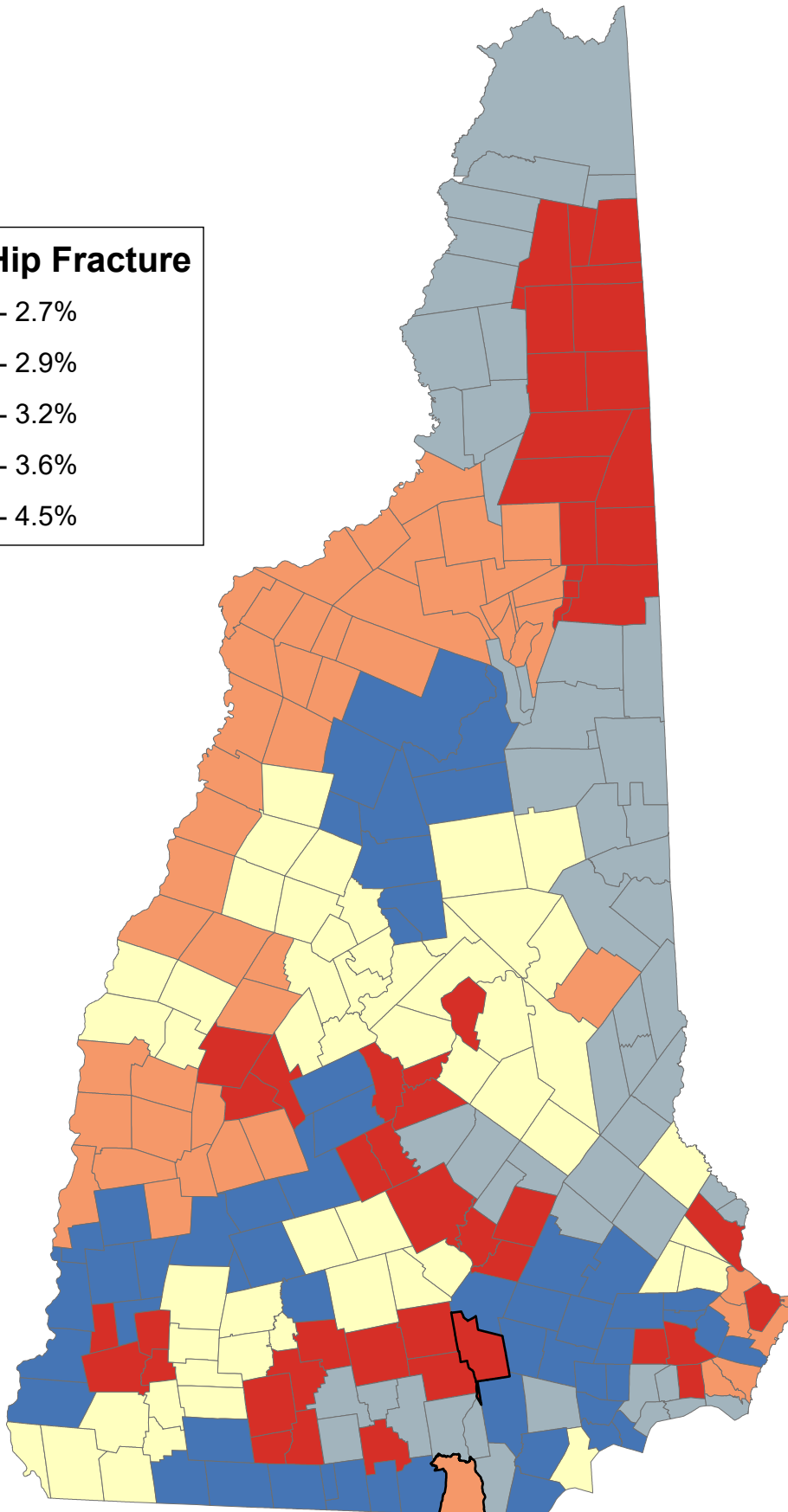


# Percentage of Medicare Beneficiaries Age 65+ Years Who Ever Had a Hip Fracture

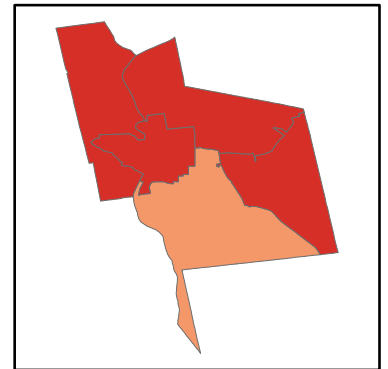


**State Average: 3.3%**

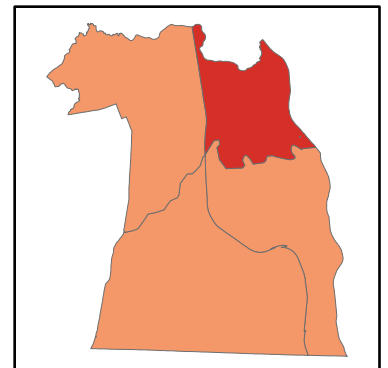
Source: CMS, 2015



**Manchester Neighborhoods**



**Nashua Neighborhoods**



## % 65+ Had Hip Fracture

Acworth	2.48%	Dalton	3.60%	Haverhill	3.45%	Nelson	3.18%	South Hampton	2.68%	<b>Manchester</b>	
Albany	2.66%	Danbury	2.99%	Hebron	3.03%	New Boston	3.70%	Springfield	3.99%	Central Manchester	4.36%
Alexandria	3.03%	Danville	2.39%	Henniker	3.17%	New Castle	3.28%	Stark	2.87%	Manchester: West	3.74%
Allenstown	3.78%	Deerfield	2.43%	Hill	2.99%	New Durham	2.81%	Stewartstown	2.87%	Manchester: South	3.59%
Alstead	2.48%	Deering	2.63%	Hillsborough	2.63%	New Hampton	2.99%	Stoddard	3.18%	Manchester: North	3.63%
Alton	3.03%	Derry	2.71%	Hinsdale	3.05%	New Ipswich	2.20%	Strafford	2.81%	Manchester: East	4.27%
Amherst	2.72%	Dorchester	3.03%	Holderness	2.66%	New London	3.99%	Stratford	2.87%		
Andover	2.63%	Dover	4.49%	Hollis	2.51%	Newbury	3.33%	Stratham	2.64%	<b>Nashua</b>	
Antrim	3.18%	Dublin	3.18%	Hooksett	2.43%	Newfields	2.64%	Sugar Hill	3.44%	Nashua: Zip 03060	3.60%
Ashland	2.66%	Dummer	3.73%	Hopkinton	3.17%	Newington	3.28%	Sullivan	3.92%	Nashua: Zip 03062	3.24%
Atkinson	2.13%	Dunbarton	3.17%	Hudson	2.91%	Newmarket	2.64%	Sunapee	3.33%	Nashua: Zip 03063	3.28%
Auburn	2.43%	Durham	2.94%	Jackson	2.66%	Newport	3.57%	Surry	3.92%	Nashua: Zip 03064	3.93%
Barnstead	3.19%	East Kingston	2.68%	Jaffrey	2.20%	Newton	2.68%	Sutton	3.33%		
Barrington	2.81%	Easton	3.44%	Jefferson	3.60%	North Hampton	2.64%	Swanzey	3.05%		
Bartlett	2.66%	Eaton	2.85%	Keene	3.92%	Northfield	3.75%	Tamworth	3.14%		
Bath	3.45%	Effingham	2.85%	Kensington	4.38%	Northumberland	2.87%	Temple	4.20%		
Bedford	4.34%	Ellsworth	2.66%	Kingston	2.68%	Northwood	2.88%	Thornton	2.66%	<b>Unincorporated Places</b>	
Belmont	3.19%	Enfield	3.06%	Laconia	4.01%	Nottingham	2.61%	Tilton	3.75%	<i>Atkinson and Gilmanton Academy Grant</i>	
Bennington	3.18%	Epping	2.61%	Lancaster	3.60%	Orange	3.24%	Troy	3.18%	<i>Bean's Grant</i>	
Benton	3.45%	Epsum	3.78%	Landaff	3.45%	Orford	3.24%	Tuftonboro	3.14%	<i>Bean's Purchase</i>	
Berlin	3.73%	Errol	3.73%	Langdon	2.48%	Ossipee	2.85%	Unity	3.57%	<i>Cambridge</i>	
Bethlehem	3.44%	Exeter	4.38%	Lebanon	3.06%	Pelham	2.50%	Wakefield	2.85%	<i>Chandler's Purchase</i>	
Boscawen	4.48%	Farmington	2.81%	Lee	2.94%	Pembroke	3.78%	Walpole	2.48%	<i>Crawford's Purchase</i>	
Bow	3.17%	Fitzwilliam	2.20%	Lempster	3.33%	Peterborough	4.20%	Warner	2.63%	<i>Cutt's Grant</i>	
Bradford	2.63%	Francestown	4.20%	Lincoln	2.66%	Piermont	3.24%	Warren	3.03%	<i>Dix's Grant</i>	
Brentwood	4.38%	Franconia	3.44%	Lisbon	3.45%	Pittsburg	2.87%	Washington	2.63%	<i>Dixville</i>	
Bridgewater	3.03%	Franklin	3.75%	Litchfield	2.71%	Pittsfield	2.88%	Waterville Valley	2.66%	<i>Erving's Location</i>	
Bristol	3.03%	Freedom	2.85%	Littleton	3.44%	Plainfield	3.06%	Weare	3.17%	<i>Green's Grant</i>	
Brookfield	2.85%	Fremont	2.61%	Londonderry	2.45%	Plaisow	2.13%	Webster	4.48%	<i>Hadley's Purchase</i>	
Brookline	2.51%	Gilford	3.03%	Loudon	2.88%	Plymouth	3.03%	Wentworth	3.03%	<i>Kilkenny</i>	
Campton	2.66%	Gilmanton	3.19%	Lyman	3.45%	Portsmouth	3.81%	Westmoreland	2.48%	<i>Livermore</i>	
Canaan	3.24%	Gilsum	2.48%	Lyme	3.24%	Randolph	3.60%	Whitefield	3.60%	<i>Low and Burbank's Grant</i>	
Candia	2.43%	Goffstown	3.70%	Lyndeborough	2.72%	Raymond	2.61%	Wilmot	3.99%	<i>Martin's Location</i>	
Canterbury	2.88%	Gorham	3.73%	Madbury	2.94%	Richmond	3.05%	Wilton	2.72%	<i>Millsfield</i>	
Carroll	3.60%	Goshen	3.33%	Madison	2.66%	Rindge	2.20%	Winchester	3.05%	<i>Odell</i>	
Center Harbor	2.99%	Grafton	3.24%	Manchester	3.84%	Rochester	3.18%	Windham	2.45%	<i>Pinkham's Grant</i>	
Charlestown	3.57%	Grantham	3.06%	Marlborough	3.18%	Rollinsford	2.70%	Windsor	2.63%	<i>Sargent's Purchase</i>	
Chatham	2.66%	Greenfield	4.20%	Marlow	2.48%	Roxbury	3.92%	Wolfeboro	3.57%	<i>Second College Grant</i>	
Chester	2.39%	Greenland	3.28%	Mason	2.51%	Rumney	3.03%	Woodstock	2.66%	<i>Success</i>	
Chesterfield	2.48%	Greenville	2.51%	Meredith	2.99%	Rye	3.28%			<i>Thompson and Meserves Purchase</i>	
Chichester	2.88%	Groton	3.03%	Merrimack	2.71%	Salem	3.05%			<i>Wentworth's Location</i>	
Claremont	3.57%	Hale's Location	2.66%	Middleton	2.81%	Salisbury	2.63%				
Clarksville	2.87%	Hampstead	2.39%	Milan	3.73%	Sanbornton	2.99%				
Colebrook	2.87%	Hampton	3.40%	Milford	3.76%	Sandown	2.39%				
Columbia	2.87%	Hampton Falls	3.40%	Milton	2.81%	Sandwich	3.14%				
Concord	4.48%	Hancock	3.18%	Monroe	3.45%	Seabrook	2.68%				
Conway	2.66%	Hanover	3.24%	Mont Vernon	2.72%	Sharon	4.20%				
Cornish	3.57%	Harrisville	3.18%	Moultonborough	3.14%	Shelburne	3.73%				
Croydon	3.57%	Hart's Location	2.66%	Nashua	3.46%	Somersworth	2.70%				

## % 65+ Had Hip Fracture (Ranked)

Dover	4.49%	Unity	3.57%	Hopkinton	3.17%	Stratford	2.87%	Deering	2.63%	<b>Manchester</b>	
Boscawen	4.48%	Wolfeboro	3.57%	Weare	3.17%	Brookfield	2.85%	Hillsborough	2.63%	Central Manchester	4.36%
Concord	4.48%	Nashua	3.46%	Moultonborough	3.14%	Eaton	2.85%	Salisbury	2.63%	Manchester: East	4.27%
Webster	4.48%	Bath	3.45%	Sandwich	3.14%	Effingham	2.85%	Warner	2.63%	Manchester: West	3.74%
Brentwood	4.38%	Benton	3.45%	Tamworth	3.14%	Freedom	2.85%	Washington	2.63%	Manchester: North	3.63%
Exeter	4.38%	Haverhill	3.45%	Tuftonboro	3.14%	Ossipee	2.85%	Windsor	2.63%	Manchester: South	3.59%
Kensington	4.38%	Landaff	3.45%	Enfield	3.06%	Wakefield	2.85%	Epping	2.61%		
Bedford	4.34%	Lisbon	3.45%	Grantham	3.06%	Barrington	2.81%	Fremont	2.61%	<b>Nashua</b>	
Francestown	4.20%	Lyman	3.45%	Lebanon	3.06%	Farmington	2.81%	Nottingham	2.61%	Nashua: Zip 03064	3.93%
Greenfield	4.20%	Monroe	3.45%	Plainfield	3.06%	Middleton	2.81%	Raymond	2.61%	Nashua: Zip 03060	3.60%
Peterborough	4.20%	Bethlehem	3.44%	Hinsdale	3.05%	Milton	2.81%	Brookline	2.51%	Nashua: Zip 03063	3.28%
Sharon	4.20%	Easton	3.44%	Richmond	3.05%	New Durham	2.81%	Greenville	2.51%	Nashua: Zip 03062	3.24%
Temple	4.20%	Franconia	3.44%	Swanzey	3.05%	Strafford	2.81%	Hollis	2.51%		
Laconia	4.01%	Littleton	3.44%	Winchester	3.05%	Amherst	2.72%	Mason	2.51%		
New London	3.99%	Sugar Hill	3.44%	Salem	3.05%	Lyndeborough	2.72%	Pelham	2.50%		
Springfield	3.99%	Hampton	3.40%	Alton	3.03%	Mont Vernon	2.72%	Acworth	2.48%		
Wilmot	3.99%	Hampton Falls	3.40%	Gilford	3.03%	Wilton	2.72%	Alstead	2.48%	<b>Unincorporated Places</b>	
Keene	3.92%	Goshen	3.33%	Alexandria	3.03%	Litchfield	2.71%	Chesterfield	2.48%	<i>Atkinson and Gilmanton Academy Grant</i>	
Roxbury	3.92%	Lempster	3.33%	Bridgewater	3.03%	Merrimack	2.71%	Gilsum	2.48%	<i>Bean's Grant</i>	
Sullivan	3.92%	Newbury	3.33%	Bristol	3.03%	Derry	2.71%	Langdon	2.48%	<i>Bean's Purchase</i>	
Surry	3.92%	Sunapee	3.33%	Dorchester	3.03%	Rollinsford	2.70%	Marlow	2.48%	<i>Cambridge</i>	
Manchester	3.84%	Sutton	3.33%	Groton	3.03%	Somersworth	2.70%	Walpole	2.48%	<i>Chandler's Purchase</i>	
Portsmouth	3.81%	Greenland	3.28%	Hebron	3.03%	East Kingston	2.68%	Sandown	2.48%	<i>Crawford's Purchase</i>	
Allenstown	3.78%	New Castle	3.28%	Plymouth	3.03%	Kingston	2.68%	Londonderry	2.45%	<i>Cutt's Grant</i>	
Epsom	3.78%	Newington	3.28%	Rumney	3.03%	Newton	2.68%	Windham	2.45%	<i>Dix's Grant</i>	
Pembroke	3.78%	Rye	3.28%	Warren	3.03%	Seabrook	2.68%	Auburn	2.43%	<i>Dixville</i>	
Milford	3.76%	Canaan	3.24%	Wentworth	3.03%	South Hampton	2.68%	Candia	2.43%	<i>Erving's Location</i>	
Franklin	3.75%	Grafton	3.24%	Center Harbor	2.99%	Albany	2.66%	Deerfield	2.43%	<i>Green's Grant</i>	
Northfield	3.75%	Hanover	3.24%	Danbury	2.99%	Bartlett	2.66%	Hooksett	2.43%	<i>Hadley's Purchase</i>	
Tilton	3.75%	Lyme	3.24%	Hill	2.99%	Chatham	2.66%	Chester	2.39%	<i>Kilkenny</i>	
Berlin	3.73%	Orange	3.24%	Meredith	2.99%	Conway	2.66%	Danville	2.39%	<i>Livermore</i>	
Dummer	3.73%	Orford	3.24%	New Hampton	2.99%	Hale's Location	2.66%	Hampstead	2.39%	<i>Low and Burbank's Grant</i>	
Errol	3.73%	Piermont	3.24%	Sanbornton	2.99%	Hart's Location	2.66%	Sandown	2.39%	<i>Martin's Location</i>	
Gorham	3.73%	Barnstead	3.19%	Durham	2.94%	Jackson	2.66%	Fitzwilliam	2.20%	<i>Millsfield</i>	
Milan	3.73%	Belmont	3.19%	Lee	2.94%	Madison	2.66%	Jaffrey	2.20%	<i>Odell</i>	
Shelburne	3.73%	Gilmanton	3.19%	Madbury	2.94%	Ashland	2.66%	New Ipswich	2.20%	<i>Pinkham's Grant</i>	
Goffstown	3.70%	Antrim	3.18%	Hudson	2.91%	Campton	2.66%	Rindge	2.20%	<i>Sargent's Purchase</i>	
New Boston	3.70%	Bennington	3.18%	Canterbury	2.88%	Ellsworth	2.66%	Atkinson	2.13%	<i>Second College Grant</i>	
Carroll	3.60%	Dublin	3.18%	Chichester	2.88%	Holderness	2.66%	Plaislow	2.13%	<i>Success</i>	
Dalton	3.60%	Hancock	3.18%	Loudon	2.88%	Lincoln	2.66%			<i>Thompson and Meserves Purchase</i>	
Jefferson	3.60%	Harrisville	3.18%	Northwood	2.88%	Thornton	2.66%			<i>Wentworth's Location</i>	
Lancaster	3.60%	Marlborough	3.18%	Pittsfield	2.88%	Waterville Valley	2.66%				
Randolph	3.60%	Nelson	3.18%	Clarksville	2.87%	Woodstock	2.66%				
Whitefield	3.60%	Stoddard	3.18%	Colebrook	2.87%	Newfields	2.64%				
Charlestown	3.57%	Troy	3.18%	Columbia	2.87%	Newmarket	2.64%				
Claremont	3.57%	Rochester	3.18%	Northumberland	2.87%	North Hampton	2.64%				
Cornish	3.57%	Bow	3.17%	Pittsburg	2.87%	Stratham	2.64%				
Croydon	3.57%	Dunbarton	3.17%	Stark	2.87%	Andover	2.63%				
Newport	3.57%	Henniker	3.17%	Stewartstown	2.87%	Bradford	2.63%				