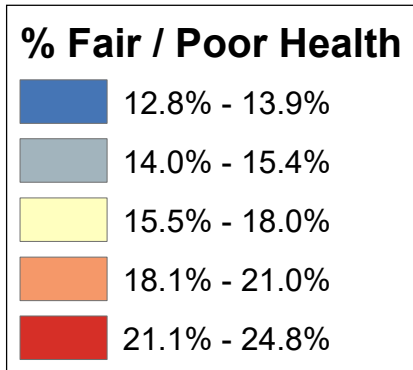
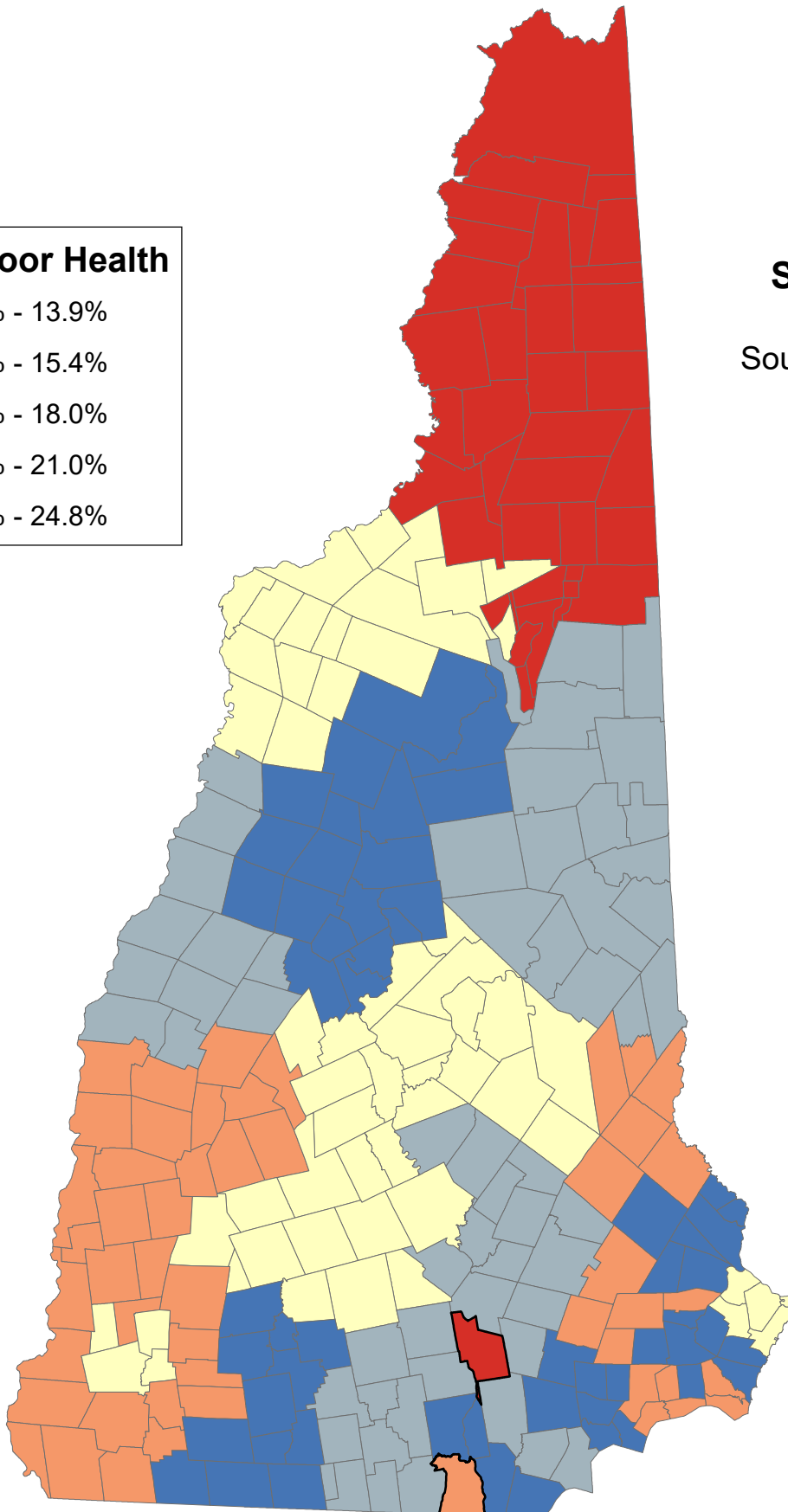


Percentage of Persons Age 60+ Years with Self-Reported Fair / Poor Health

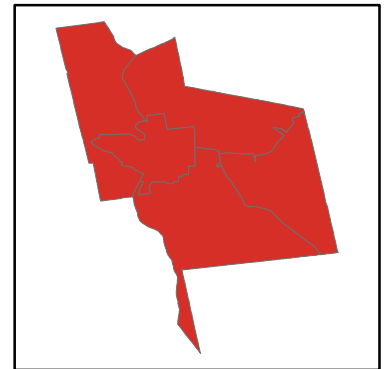


State Average: 16.5%

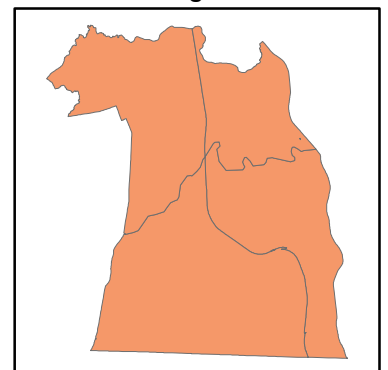
Source: BRFSS, 2014-2016



Manchester Neighborhoods



Nashua Neighborhoods



% 60+ with Self-Reported Fair or Poor Health Status

Acworth	18.09%	Dalton	17.96%	Haverhill	17.96%	Nelson	18.09%	South Hampton	20.45%	Manchester	
Albany	14.92%	Danbury	17.82%	Hebron	13.31%	New Boston	14.53%	Springfield	18.09%	Central Manchester	21.60%
Alexandria	13.31%	Danville	13.25%	Henniker	15.41%	New Castle	16.12%	Stark	23.60%	Manchester: West	21.60%
Allenstown	14.82%	Deerfield	14.53%	Hill	17.82%	New Durham	21.03%	Stewartstown	23.60%	Manchester: South	21.60%
Alstead	18.09%	Deering	15.41%	Hillsborough	15.41%	New Hampton	17.82%	Stoddard	18.09%	Manchester: North	21.60%
Alton	17.07%	Derry	13.25%	Hinsdale	18.09%	New Ipswich	13.86%	Strafford	21.03%	Manchester: East	21.60%
Amherst	14.29%	Dorchester	13.31%	Holderness	13.31%	New London	18.09%	Stratford	23.60%		
Andover	15.41%	Dover	13.40%	Hollis	14.29%	Newbury	18.09%	Stratham	12.82%	Nashua	
Antrim	13.86%	Dublin	18.09%	Hooksett	14.53%	Newfields	12.82%	Sugar Hill	17.96%	Nashua: Zip 03060	20.91%
Ashland	13.31%	Dummer	24.79%	Hopkinton	15.41%	Newington	16.12%	Sullivan	16.20%	Nashua: Zip 03062	20.91%
Atkinson	13.25%	Dunbarton	15.41%	Hudson	13.49%	Newmarket	20.45%	Sunapee	18.09%	Nashua: Zip 03063	20.91%
Auburn	14.53%	Durham	13.40%	Jackson	14.92%	Newport	18.09%	Surry	16.20%	Nashua: Zip 03064	20.91%
Barnstead	17.07%	East Kingston	20.45%	Jaffrey	13.86%	Newton	20.45%	Sutton	18.09%		
Barrington	13.40%	Easton	17.96%	Jefferson	23.60%	North Hampton	12.82%	Swanzey	18.09%		
Bartlett	14.92%	Eaton	14.92%	Keene	16.20%	Northfield	17.82%	Tamworth	14.92%		
Bath	17.96%	Effingham	15.37%	Kensington	12.82%	Northumberland	23.60%	Temple	13.86%		
Bedford	14.53%	Ellsworth	13.31%	Kingston	20.45%	Northwood	14.82%	Thornton	13.31%	Unincorporated Places	
Belmont	17.82%	Enfield	13.87%	Laconia	17.07%	Nottingham	20.45%	Tilton	17.82%	<i>Atkinson and Gilmanton Academy Grant</i>	
Bennington	13.86%	Epping	20.45%	Lancaster	23.60%	Orange	13.87%	Troy	18.09%	<i>Bean's Grant</i>	
Benton	17.96%	Epsum	14.82%	Landaff	17.96%	Orford	13.87%	Tuftonboro	15.37%	<i>Bean's Purchase</i>	
Berlin	24.79%	Errol	24.79%	Langdon	18.09%	Ossipee	15.37%	Unity	18.09%	<i>Cambridge</i>	
Bethlehem	17.96%	Exeter	12.82%	Lebanon	13.87%	Pelham	13.49%	Wakefield	15.37%	<i>Chandler's Purchase</i>	
Boscawen	16.03%	Farmington	21.03%	Lee	13.40%	Pembroke	14.82%	Walpole	18.09%	<i>Crawford's Purchase</i>	
Bow	14.82%	Fitzwilliam	13.86%	Lempster	18.09%	Peterborough	13.86%	Warner	15.41%	<i>Cutt's Grant</i>	
Bradford	15.41%	Francestown	13.86%	Lincoln	13.31%	Piermont	13.87%	Warren	13.31%	<i>Dix's Grant</i>	
Brentwood	12.82%	Franconia	17.96%	Lisbon	17.96%	Pittsburg	23.60%	Washington	15.41%	<i>Dixville</i>	
Bridgewater	13.31%	Franklin	17.82%	Litchfield	13.49%	Pittsfield	14.82%	Waterville Valley	13.31%	<i>Erving's Location</i>	
Bristol	13.31%	Freedom	14.92%	Littleton	17.96%	Plainfield	13.87%	Weare	15.41%	<i>Green's Grant</i>	
Brookfield	15.37%	Fremont	20.45%	Londonderry	14.26%	Plaisow	13.25%	Webster	16.03%	<i>Hadley's Purchase</i>	
Brookline	14.29%	Gilford	17.07%	Loudon	14.82%	Plymouth	13.31%	Wentworth	13.31%	<i>Kilkenny</i>	
Campton	13.31%	Gilmanton	17.07%	Lyman	17.96%	Portsmouth	16.12%	Westmoreland	18.09%	<i>Livermore</i>	
Canaan	13.87%	Gilsum	18.09%	Lyme	13.87%	Randolph	23.60%	Whitefield	17.96%	<i>Low and Burbank's Grant</i>	
Candia	14.53%	Goffstown	14.53%	Lyndeborough	14.29%	Raymond	20.45%	Wilmot	18.09%	<i>Martin's Location</i>	
Canterbury	14.82%	Gorham	24.79%	Madbury	13.40%	Richmond	18.09%	Wilton	14.29%	<i>Millsfield</i>	
Carroll	17.96%	Goshen	18.09%	Madison	14.92%	Rindge	13.86%	Winchester	18.09%	<i>Odell</i>	
Center Harbor	17.82%	Grafton	13.87%	Manchester	21.60%	Rochester	21.03%	Windham	14.26%	<i>Pinkham's Grant</i>	
Charlestown	18.09%	Grantham	13.87%	Marlborough	18.09%	Rollinsford	13.40%	Windsor	15.41%	<i>Sargent's Purchase</i>	
Chatham	14.92%	Greenfield	13.86%	Marlow	18.09%	Roxbury	16.20%	Wolfeboro	15.37%	<i>Second College Grant</i>	
Chester	13.25%	Greenland	16.12%	Mason	14.29%	Rumney	13.31%	Woodstock	13.31%	<i>Success</i>	
Chesterfield	18.09%	Greenville	14.29%	Meredith	17.82%	Rye	16.12%			<i>Thompson and Meserves Purchase</i>	
Chichester	14.82%	Groton	13.31%	Merrimack	13.49%	Salem	14.26%			<i>Wentworth's Location</i>	
Claremont	18.09%	Hale's Location	14.92%	Middleton	21.03%	Salisbury	15.41%				
Clarksville	23.60%	Hampstead	13.25%	Milan	24.79%	Sanbornton	17.82%				
Colebrook	23.60%	Hampton	12.82%	Milford	14.29%	Sandown	13.25%				
Columbia	23.60%	Hampton Falls	20.45%	Milton	21.03%	Sandwich	15.37%				
Concord	16.03%	Hancock	13.86%	Monroe	17.96%	Seabrook	20.45%				
Conway	14.92%	Hanover	13.87%	Mont Vernon	14.29%	Sharon	13.86%				
Cornish	18.09%	Harrisville	18.09%	Moultonborough	15.37%	Shelburne	24.79%				
Croydon	18.09%	Hart's Location	14.92%	Nashua	20.91%	Somersworth	13.40%				

% 60+ with Self-Reported Fair or Poor Health Status (Ranked)

Berlin	24.79%	Westmoreland	18.09%	Keene	16.20%	Northwood	14.82%	Barrington	13.40%	Manchester	
Dummer	24.79%	Winchester	18.09%	Roxbury	16.20%	Pembroke	14.82%	Dover	13.40%	Central Manchester	21.60%
Errol	24.79%	Acworth	18.09%	Sullivan	16.20%	Pittsfield	14.82%	Durham	13.40%	Manchester: West	21.60%
Gorham	24.79%	Alstead	18.09%	Surry	16.20%	Auburn	14.53%	Lee	13.40%	Manchester: South	21.60%
Milan	24.79%	Charlestown	18.09%	Greenland	16.12%	Bedford	14.53%	Madbury	13.40%	Manchester: North	21.60%
Shelburne	24.79%	Claremont	18.09%	New Castle	16.12%	Candia	14.53%	Rollinsford	13.40%	Manchester: East	21.60%
Clarksville	23.60%	Cornish	18.09%	Newington	16.12%	Deerfield	14.53%	Somersworth	13.40%		
Colebrook	23.60%	Croydon	18.09%	Portsmouth	16.12%	Goffstown	14.53%	Alexandria	13.31%	Nashua	
Columbia	23.60%	Goshen	18.09%	Rye	16.12%	Hooksett	14.53%	Ashland	13.31%	Nashua: Zip 03060	20.91%
Jefferson	23.60%	Langdon	18.09%	Boscawen	16.03%	New Boston	14.53%	Bridgewater	13.31%	Nashua: Zip 03062	20.91%
Lancaster	23.60%	Lempster	18.09%	Concord	16.03%	Amherst	14.29%	Bristol	13.31%	Nashua: Zip 03063	20.91%
Northumberland	23.60%	New London	18.09%	Webster	16.03%	Brookline	14.29%	Campton	13.31%	Nashua: Zip 03064	20.91%
Pittsburg	23.60%	Newbury	18.09%	Andover	15.41%	Greenville	14.29%	Dorchester	13.31%		
Randolph	23.60%	Newport	18.09%	Bradford	15.41%	Hollis	14.29%	Ellsworth	13.31%		
Stark	23.60%	Springfield	18.09%	Deering	15.41%	Lyndeborough	14.29%	Groton	13.31%		
Stewartstown	23.60%	Sunapee	18.09%	Dunbarton	15.41%	Mason	14.29%	Hebron	13.31%		
Stratford	23.60%	Sutton	18.09%	Henniker	15.41%	Millford	14.29%	Holderness	13.31%	Unincorporated Places	
Manchester	21.60%	Unity	18.09%	Hillsborough	15.41%	Mont Vernon	14.29%	Lincoln	13.31%	<i>Atkinson and Gilmanton Academy Grant</i>	
Farmington	21.03%	Wilmot	18.09%	Hopkinton	15.41%	Wilton	14.29%	Plymouth	13.31%	<i>Bean's Grant</i>	
Middleton	21.03%	Bath	17.96%	Salisbury	15.41%	Londonberry	14.26%	Rumney	13.31%	<i>Bean's Purchase</i>	
Milton	21.03%	Benton	17.96%	Warner	15.41%	Salem	14.26%	Thornton	13.31%	<i>Cambridge</i>	
New Durham	21.03%	Bethlehem	17.96%	Washington	15.41%	Windham	14.26%	Warren	13.31%	<i>Chandler's Purchase</i>	
Rochester	21.03%	Carroll	17.96%	Weare	15.41%	Canaan	13.87%	Brentwood	13.31%	<i>Crawford's Purchase</i>	
Stratford	21.03%	Dalton	17.96%	Windsor	15.41%	Enfield	13.87%	Wentworth	13.31%	<i>Cutt's Grant</i>	
Nashua	20.91%	Easton	17.96%	Brookfield	15.37%	Grafton	13.87%	Woodstock	13.31%	<i>Dix's Grant</i>	
East Kingston	20.45%	Franconia	17.96%	Effingham	15.37%	Grantham	13.87%	Atkinson	13.25%	<i>Dixville</i>	
Epping	20.45%	Haverhill	17.96%	Moultonborough	15.37%	Hanover	13.87%	Chester	13.25%	<i>Erving's Location</i>	
Fremont	20.45%	Landaff	17.96%	Ossipee	15.37%	Lebanon	13.87%	Danville	13.25%	<i>Green's Grant</i>	
Hampton Falls	20.45%	Lisbon	17.96%	Sandwich	15.37%	Lyme	13.87%	Derry	13.25%	<i>Hadley's Purchase</i>	
Kingston	20.45%	Littleton	17.96%	Tuftonboro	15.37%	Orange	13.87%	Hampstead	13.25%	<i>Kilkenny</i>	
Newmarket	20.45%	Lyman	17.96%	Wakefield	15.37%	Orford	13.87%	Plaistow	13.25%	<i>Livermore</i>	
Newton	20.45%	Monroe	17.96%	Wolfeboro	15.37%	Piermont	13.87%	Sandown	13.25%	<i>Low and Burbank's Grant</i>	
Nottingham	20.45%	Sugar Hill	17.96%	Albany	14.92%	Plainfield	13.87%	Brentwood	12.82%	<i>Martin's Location</i>	
Raymond	20.45%	Whitefield	17.96%	Bartlett	14.92%	Antrim	13.86%	Exeter	12.82%	<i>Millsfield</i>	
Seabrook	20.45%	Belmont	17.82%	Chatham	14.92%	Bennington	13.86%	Hampton	12.82%	<i>Odell</i>	
South Hampton	20.45%	Center Harbor	17.82%	Conway	14.92%	Fitzwilliam	13.86%	Kensington	12.82%	<i>Pinkham's Grant</i>	
Chesterfield	18.09%	Danbury	17.82%	Eaton	14.92%	Francestown	13.86%	Newfields	12.82%	<i>Sargent's Purchase</i>	
Dublin	18.09%	Franklin	17.82%	Freedom	14.92%	Greenfield	13.86%	North Hampton	12.82%	<i>Second College Grant</i>	
Gilsum	18.09%	Hill	17.82%	Hale's Location	14.92%	Hancock	13.86%	Stratham	12.82%	<i>Success</i>	
Harrisville	18.09%	Meredith	17.82%	Hart's Location	14.92%	Jaffrey	13.86%			<i>Thompson and Meserves Purchase</i>	
Hinsdale	18.09%	New Hampton	17.82%	Jackson	14.92%	New Ipswich	13.86%			<i>Wentworth's Location</i>	
Marlborough	18.09%	Northfield	17.82%	Madison	14.92%	Peterborough	13.86%				
Marlow	18.09%	Sanbornton	17.82%	Tamworth	14.92%	Rindge	13.86%				
Nelson	18.09%	Tilton	17.82%	Allenstown	14.82%	Sharon	13.86%				
Richmond	18.09%	Alton	17.07%	Bow	14.82%	Temple	13.86%				
Stoddard	18.09%	Barnstead	17.07%	Canterbury	14.82%	Hudson	13.49%				
Swanzey	18.09%	Gilford	17.07%	Chichester	14.82%	Litchfield	13.49%				
Troy	18.09%	Gilmanton	17.07%	Epsom	14.82%	Merrimack	13.49%				
Walpole	18.09%	Laconia	17.07%	Loudon	14.82%	Pelham	13.49%				