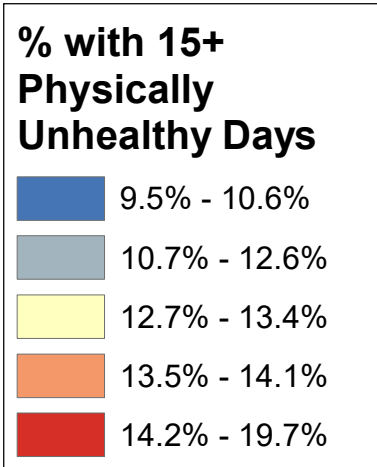
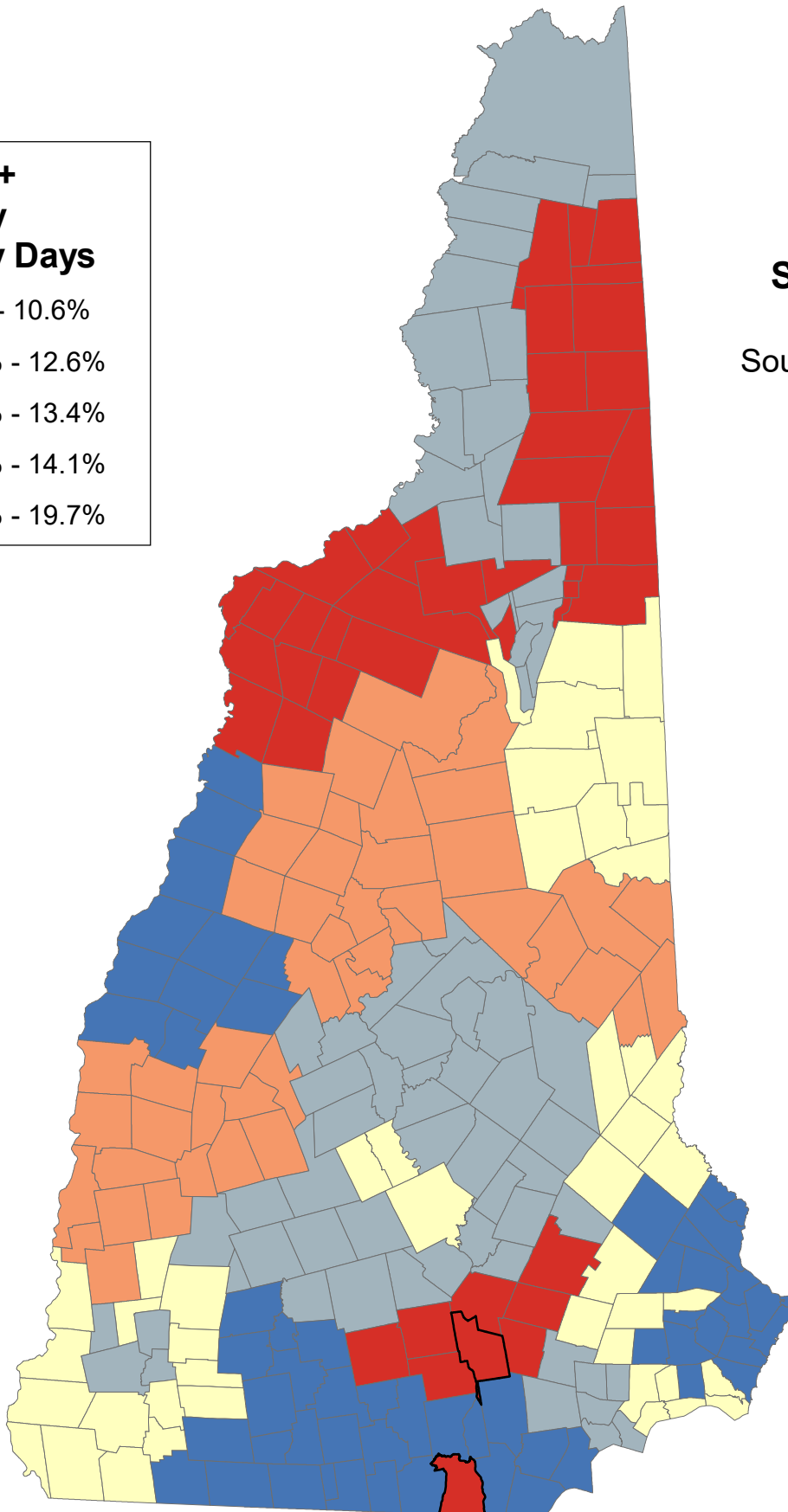


Percentage of Persons Age 60+ Years with 15+ Physically Unhealthy Days Last Month

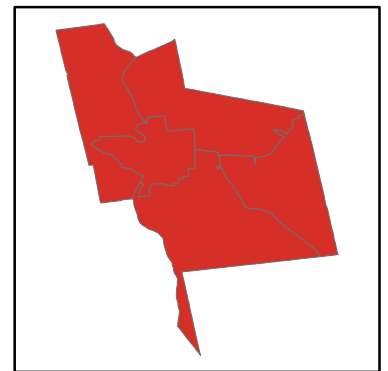


State Average: 12.5%

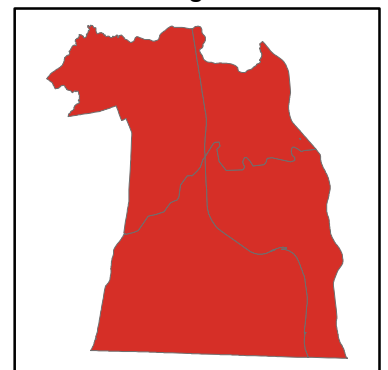
Source: BRFSS, 2014-2016



Manchester Neighborhoods



Nashua Neighborhoods



% 60+ with 15+ Physically Unhealthy Days Last Month

Acworth	13.47%	Dalton	16.58%	Haverhill	16.58%	Nelson	13.11%	South Hampton	13.37%	Manchester	
Albany	12.65%	Danbury	12.44%	Hebron	14.07%	New Boston	14.32%	Springfield	13.47%	Central Manchester	14.96%
Alexandria	14.07%	Danville	12.15%	Henniker	10.74%	New Castle	10.41%	Stark	12.63%	Manchester: West	14.96%
Allenstown	10.75%	Deerfield	14.32%	Hill	12.44%	New Durham	13.21%	Stewartstown	12.63%	Manchester: South	14.96%
Alstead	13.47%	Deering	10.74%	Hillsborough	10.74%	New Hampton	12.44%	Stoddard	13.11%	Manchester: North	14.96%
Alton	11.05%	Derry	12.15%	Hinsdale	13.11%	New Ipswich	10.59%	Strafford	13.21%	Manchester: East	14.96%
Amherst	10.59%	Dorchester	14.07%	Holderness	14.07%	New London	13.47%	Stratford	12.63%		
Andover	10.74%	Dover	9.84%	Hollis	10.59%	Newbury	13.47%	Stratham	9.60%	Nashua	
Antrim	10.59%	Dublin	13.11%	Hooksett	14.32%	Newfields	9.60%	Sugar Hill	16.58%	Nashua: Zip 03060	19.66%
Ashland	14.07%	Dummer	15.17%	Hopkinton	10.74%	Newington	10.41%	Sullivan	11.74%	Nashua: Zip 03062	19.66%
Atkinson	12.15%	Dunbarton	10.74%	Hudson	9.58%	Newmarket	13.37%	Sunapee	13.47%	Nashua: Zip 03063	19.66%
Auburn	14.32%	Durham	9.84%	Jackson	12.65%	Newport	13.47%	Surry	11.74%	Nashua: Zip 03064	19.66%
Barnstead	11.05%	East Kingston	13.37%	Jaffrey	10.59%	Newton	13.37%	Sutton	13.47%		
Barrington	9.84%	Easton	16.58%	Jefferson	12.63%	North Hampton	9.60%	Swanzey	13.11%		
Bartlett	12.65%	Eaton	12.65%	Keene	11.74%	Northfield	12.44%	Tamworth	12.65%		
Bath	16.58%	Effingham	13.81%	Kensington	9.60%	Northumberland	12.63%	Temple	10.59%		
Bedford	14.32%	Ellsworth	14.07%	Kingston	13.37%	Northwood	10.75%	Thornton	14.07%	Unincorporated Places	
Belmont	12.44%	Enfield	10.40%	Laconia	11.05%	Nottingham	13.37%	Tilton	12.44%	<i>Atkinson and Gilmanton Academy Grant</i>	
Bennington	10.59%	Epping	13.37%	Lancaster	12.63%	Orange	10.40%	Troy	13.11%	<i>Bean's Grant</i>	
Benton	16.58%	Epsum	10.75%	Landaff	16.58%	Orford	10.40%	Tuftonboro	13.81%	<i>Bean's Purchase</i>	
Berlin	15.17%	Errol	15.17%	Langdon	13.47%	Ossipee	13.81%	Unity	13.47%	<i>Cambridge</i>	
Bethlehem	16.58%	Exeter	9.60%	Lebanon	10.40%	Pelham	9.58%	Wakefield	13.81%	<i>Chandler's Purchase</i>	
Boscawen	12.82%	Farmington	13.21%	Lee	9.84%	Pembroke	10.75%	Walpole	13.11%	<i>Crawford's Purchase</i>	
Bow	10.75%	Fitzwilliam	10.59%	Lempster	13.47%	Peterborough	10.59%	Warner	10.74%	<i>Cutt's Grant</i>	
Bradford	10.74%	Francestown	10.59%	Lincoln	14.07%	Piermont	10.40%	Warren	14.07%	<i>Dix's Grant</i>	
Brentwood	9.60%	Franconia	16.58%	Lisbon	16.58%	Pittsburg	12.63%	Washington	10.74%	<i>Dixville</i>	
Bridgewater	14.07%	Franklin	12.44%	Litchfield	9.58%	Pittsfield	10.75%	Waterville Valley	14.07%	<i>Erving's Location</i>	
Bristol	14.07%	Freedom	12.65%	Littleton	16.58%	Plainfield	10.40%	Weare	10.74%	<i>Green's Grant</i>	
Brookfield	13.81%	Fremont	13.37%	Londonderry	9.48%	Plaiستow	12.15%	Webster	12.82%	<i>Hadley's Purchase</i>	
Brookline	10.59%	Gilford	11.05%	Loudon	10.75%	Plymouth	14.07%	Wentworth	14.07%	<i>Kilkenny</i>	
Campton	14.07%	Gilmanton	11.05%	Lyman	16.58%	Portsmouth	10.41%	Westmoreland	13.11%	<i>Livermore</i>	
Canaan	10.40%	Gilsum	13.11%	Lyme	10.40%	Randolph	12.63%	Whitefield	16.58%	<i>Low and Burbank's Grant</i>	
Candia	14.32%	Goffstown	14.32%	Lyndeborough	10.59%	Raymond	13.37%	Wilmot	13.47%	<i>Martin's Location</i>	
Canterbury	10.75%	Gorham	15.17%	Madbury	9.84%	Richmond	13.11%	Wilton	10.59%	<i>Millsfield</i>	
Carroll	16.58%	Goshen	13.47%	Madison	12.65%	Rindge	10.59%	Winchester	13.11%	<i>Odell</i>	
Center Harbor	12.44%	Grafton	10.40%	Manchester	14.96%	Rochester	13.21%	Windham	9.48%	<i>Pinkham's Grant</i>	
Charlestown	13.47%	Grantham	10.40%	Marlborough	13.11%	Rollinsford	9.84%	Windsor	10.74%	<i>Sargent's Purchase</i>	
Chatham	12.65%	Greenfield	10.59%	Marlow	13.11%	Roxbury	11.74%	Wolfeboro	13.81%	<i>Second College Grant</i>	
Chester	12.15%	Greenland	10.41%	Mason	10.59%	Rumney	14.07%	Woodstock	14.07%	<i>Success</i>	
Chesterfield	13.11%	Greenville	10.59%	Meredith	12.44%	Rye	10.41%			<i>Thompson and Meserves Purchase</i>	
Chichester	10.75%	Groton	14.07%	Merrimack	9.58%	Salem	9.48%			<i>Wentworth's Location</i>	
Claremont	13.47%	Hale's Location	12.65%	Middleton	13.21%	Salisbury	10.74%				
Clarksville	12.63%	Hampstead	12.15%	Milan	15.17%	Sanbornton	12.44%				
Colebrook	12.63%	Hampton	9.60%	Milford	10.59%	Sandown	12.15%				
Columbia	12.63%	Hampton Falls	13.37%	Milton	13.21%	Sandwich	13.81%				
Concord	12.82%	Hancock	10.59%	Monroe	16.58%	Seabrook	13.37%				
Conway	12.65%	Hanover	10.40%	Mont Vernon	10.59%	Sharon	10.59%				
Cornish	13.47%	Harrisville	13.11%	Moultonborough	13.81%	Shelburne	15.17%				
Croydon	13.47%	Hart's Location	12.65%	Nashua	19.66%	Somersworth	9.84%				

% 60+ with 15+ Physically Unhealthy Days Last Month (Ranked)

Nashua	19.66%	Effingham	13.81%	Richmond	13.11%	Keene	11.74%	Mont Vernon	10.59%	Manchester	
Bath	16.58%	Moultonborough	13.81%	Stoddard	13.11%	Roxbury	11.74%	Wilton	10.59%	Central Manchester	14.96%
Benton	16.58%	Ossipee	13.81%	Swanzey	13.11%	Sullivan	11.74%	Greenland	10.41%	Manchester: West	14.96%
Bethlehem	16.58%	Sandwich	13.81%	Troy	13.11%	Surry	11.74%	New Castle	10.41%	Manchester: South	14.96%
Carroll	16.58%	Tuftonboro	13.81%	Walpole	13.11%	Alton	11.05%	Newington	10.41%	Manchester: North	14.96%
Dalton	16.58%	Wakefield	13.81%	Westmoreland	13.11%	Barnstead	11.05%	Portsmouth	10.41%	Manchester: East	14.96%
Easton	16.58%	Wolfeboro	13.81%	Winchester	13.11%	Gilford	11.05%	Rye	10.41%		
Franconia	16.58%	Acworth	13.47%	Boscawen	12.82%	Gilmanton	11.05%	Canaan	10.40%	Nashua	
Haverhill	16.58%	Alstead	13.47%	Concord	12.82%	Laconia	11.05%	Enfield	10.40%	Nashua: Zip 03060	19.66%
Landaff	16.58%	Charlestown	13.47%	Webster	12.82%	Allenstown	10.75%	Grafton	10.40%	Nashua: Zip 03062	19.66%
Lisbon	16.58%	Claremont	13.47%	Albany	12.65%	Bow	10.75%	Grantham	10.40%	Nashua: Zip 03063	19.66%
Littleton	16.58%	Cornish	13.47%	Bartlett	12.65%	Canterbury	10.75%	Hanover	10.40%	Nashua: Zip 03064	19.66%
Lyman	16.58%	Croydon	13.47%	Chatham	12.65%	Chichester	10.75%	Lebanon	10.40%		
Monroe	16.58%	Goshen	13.47%	Conway	12.65%	Epsom	10.75%	Lyme	10.40%		
Sugar Hill	16.58%	Langdon	13.47%	Eaton	12.65%	Loudon	10.75%	Orange	10.40%		
Whitefield	16.58%	Lempster	13.47%	Freedom	12.65%	Northwood	10.75%	Orford	10.40%		
Berlin	15.17%	New London	13.47%	Hale's Location	12.65%	Pembroke	10.75%	Piermont	10.40%	Unincorporated Places	
Dummer	15.17%	Newbury	13.47%	Hart's Location	12.65%	Pittsfield	10.75%	Plainfield	10.40%	<i>Atkinson and Gilmanton Academy Grant</i>	
Errol	15.17%	Newport	13.47%	Jackson	12.65%	Andover	10.74%	Barrington	9.84%	<i>Bean's Grant</i>	
Gorham	15.17%	Springfield	13.47%	Madison	12.65%	Bradford	10.74%	Dover	9.84%	<i>Bean's Purchase</i>	
Milan	15.17%	Sunapee	13.47%	Tamworth	12.65%	Deering	10.74%	Durham	9.84%	<i>Cambridge</i>	
Shelburne	15.17%	Sutton	13.47%	Clarksville	12.63%	Dunbarton	10.74%	Lee	9.84%	<i>Chandler's Purchase</i>	
Manchester	14.96%	Unity	13.47%	Colebrook	12.63%	Henniker	10.74%	Hudson	9.84%	<i>Crawford's Purchase</i>	
Auburn	14.32%	Wilnot	13.47%	Columbia	12.63%	Hillsborough	10.74%	Rollinsford	9.84%	<i>Cutt's Grant</i>	
Bedford	14.32%	East Kingston	13.37%	Jefferson	12.63%	Hopkinton	10.74%	Somersworth	9.84%	<i>Dix's Grant</i>	
Candia	14.32%	Epping	13.37%	Lancaster	12.63%	Salisbury	10.74%	Brentwood	9.60%	<i>Dixville</i>	
Deerfield	14.32%	Fremont	13.37%	Northumberland	12.63%	Warner	10.74%	Exeter	9.60%	<i>Erving's Location</i>	
Goffstown	14.32%	Hampton Falls	13.37%	Pittsburg	12.63%	Washington	10.74%	Hampton	9.60%	<i>Green's Grant</i>	
Hooksett	14.32%	Kingston	13.37%	Randolph	12.63%	Weare	10.74%	Kensington	9.60%	<i>Hadley's Purchase</i>	
New Boston	14.32%	Newmarket	13.37%	Stark	12.63%	Windsor	10.74%	Newfields	9.60%	<i>Kilkenny</i>	
Alexandria	14.07%	Newton	13.37%	Stewartstown	12.63%	Antrim	10.59%	North Hampton	9.60%	<i>Livermore</i>	
Ashland	14.07%	Nottingham	13.37%	Stratford	12.63%	Bennington	10.59%	Stratham	9.60%	<i>Low and Burbank's Grant</i>	
Bridgewater	14.07%	Raymond	13.37%	Belmont	12.44%	Fitzwilliam	10.59%	Hudson	9.58%	<i>Martin's Location</i>	
Bristol	14.07%	Seabrook	13.37%	Center Harbor	12.44%	Francesstown	10.59%	Litchfield	9.58%	<i>Millsfield</i>	
Campton	14.07%	South Hampton	13.37%	Danbury	12.44%	Greenfield	10.59%	Merrimack	9.58%	<i>Odell</i>	
Dorchester	14.07%	Farmington	13.21%	Franklin	12.44%	Hancock	10.59%	Pelham	9.58%	<i>Pinkham's Grant</i>	
Ellsworth	14.07%	Middleton	13.21%	Hill	12.44%	Jaffrey	10.59%	Londonderry	9.48%	<i>Sargent's Purchase</i>	
Groton	14.07%	Milton	13.21%	Meredith	12.44%	New Ipswich	10.59%	Salem	9.48%	<i>Second College Grant</i>	
Hebron	14.07%	New Durham	13.21%	New Hampton	12.44%	Peterborough	10.59%	Windham	9.48%	<i>Success</i>	
Holderness	14.07%	Rochester	13.21%	Northfield	12.44%	Rindge	10.59%			<i>Thompson and Meserves Purchase</i>	
Lincoln	14.07%	Strafford	13.21%	Sanbornton	12.44%	Sharon	10.59%			<i>Wentworth's Location</i>	
Plymouth	14.07%	Chesterfield	13.11%	Tilton	12.44%	Temple	10.59%				
Rumney	14.07%	Dublin	13.11%	Atkinson	12.15%	Amherst	10.59%				
Thornton	14.07%	Gilsum	13.11%	Chester	12.15%	Brookline	10.59%				
Warren	14.07%	Harrisville	13.11%	Danville	12.15%	Greenville	10.59%				
Waterville Valley	14.07%	Hinsdale	13.11%	Derry	12.15%	Hollis	10.59%				
Wentworth	14.07%	Marlborough	13.11%	Hampstead	12.15%	Lyndeborough	10.59%				
Woodstock	14.07%	Marlow	13.11%	Plaistow	12.15%	Mason	10.59%				
Brookfield	13.81%	Nelson	13.11%	Sandown	12.15%	Milford	10.59%				