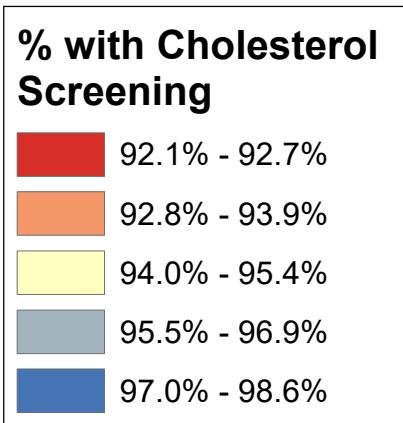
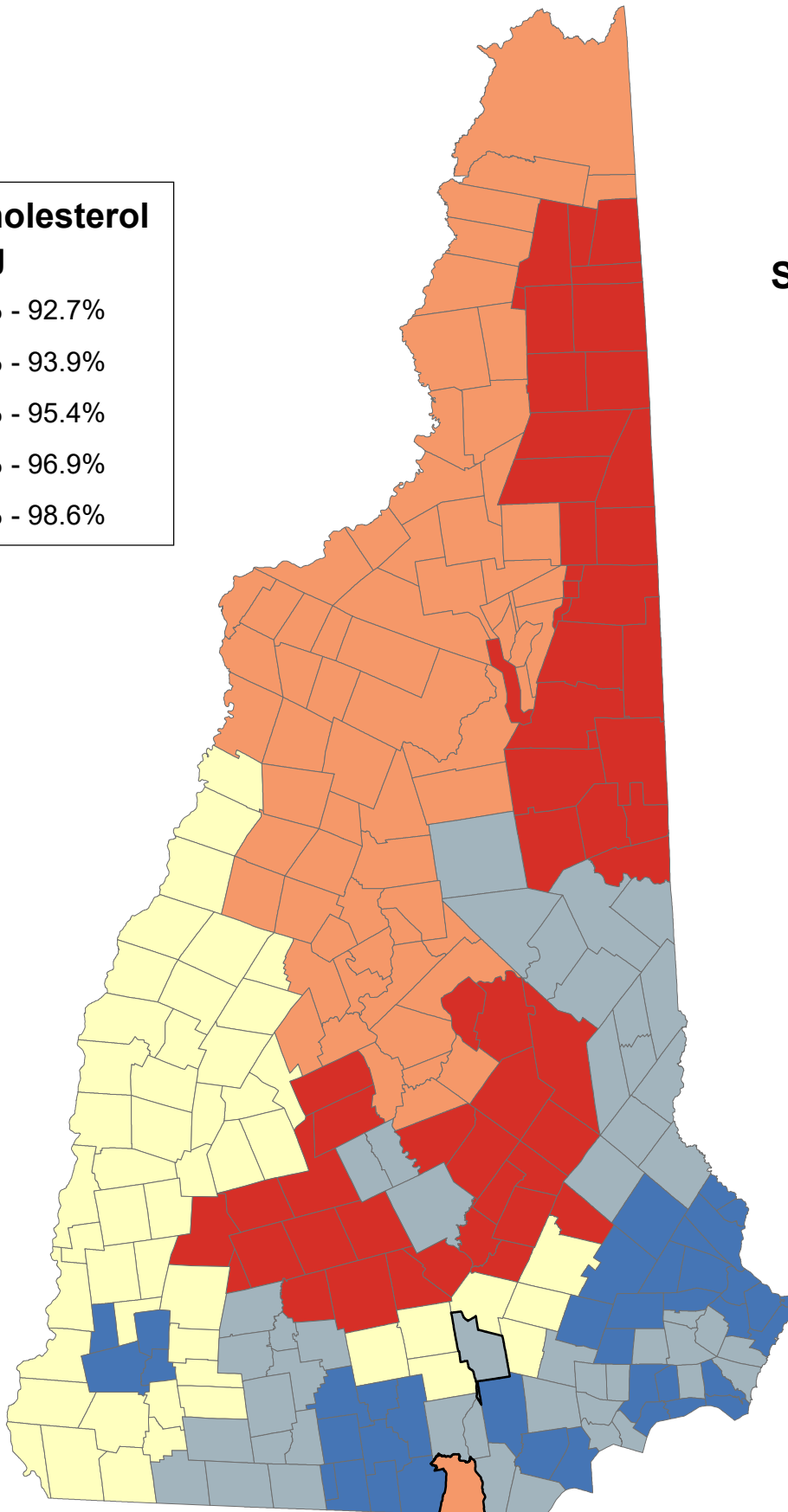


Percentage of Persons Age 60+ Years with Cholesterol Screening

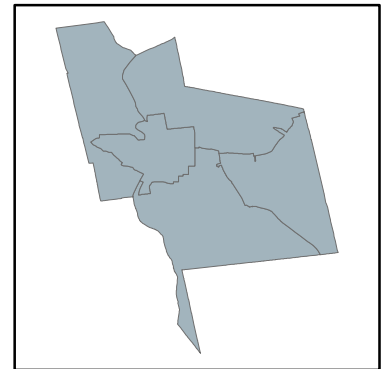


State Average: 95.3%

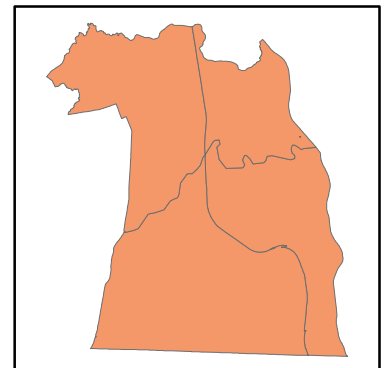
Source: BRFSS, 2011, 2013, 2015



Manchester Neighborhoods



Nashua Neighborhoods



% 60+ with Cholesterol Screening

Acworth	94.13%	Dalton	92.93%	Haverhill	92.93%	Nelson	95.00%	South Hampton	97.00%	Manchester	
Albany	92.65%	Danbury	93.18%	Hebron	93.89%	New Boston	95.42%	Springfield	94.13%	Central Manchester	95.50%
Alexandria	93.89%	Danville	96.42%	Henniker	92.13%	New Castle	97.31%	Stark	93.05%	Manchester: West	95.50%
Allenstown	92.52%	Deerfield	95.42%	Hill	93.18%	New Durham	96.54%	Stewartstown	93.05%	Manchester: South	95.50%
Alstead	94.13%	Deering	92.13%	Hillsborough	92.13%	New Hampton	93.18%	Stoddard	95.00%	Manchester: North	95.50%
Alton	92.48%	Derry	96.42%	Hinsdale	95.00%	New Ipswich	95.63%	Strafford	96.54%	Manchester: East	95.50%
Amherst	98.17%	Dorchester	93.89%	Holderness	93.89%	New London	94.13%	Stratford	93.05%		
Andover	92.13%	Dover	98.61%	Hollis	98.17%	Newbury	94.13%	Stratham	96.95%	Nashua	
Antrim	95.63%	Dublin	95.00%	Hooksett	95.42%	Newfields	96.95%	Sugar Hill	92.93%	Nashua: Zip 03060	93.78%
Ashland	93.89%	Dummer	92.27%	Hopkinton	92.13%	Newington	97.31%	Sullivan	97.19%	Nashua: Zip 03062	93.78%
Atkinson	96.42%	Dunbarton	92.13%	Hudson	96.36%	Newmarket	97.00%	Sunapee	94.13%	Nashua: Zip 03063	93.78%
Auburn	95.42%	Durham	98.61%	Jackson	92.65%	Newport	94.13%	Surry	97.19%	Nashua: Zip 03064	93.78%
Barnstead	92.48%	East Kingston	97.00%	Jaffrey	95.63%	Newton	97.00%	Sutton	94.13%		
Barrington	98.61%	Easton	92.93%	Jefferson	93.05%	North Hampton	96.95%	Swanzey	95.00%		
Bartlett	92.65%	Eaton	92.65%	Keene	97.19%	Northfield	93.18%	Tamworth	92.65%		
Bath	92.93%	Effingham	95.49%	Kensington	96.95%	Northumberland	93.05%	Temple	95.63%		
Bedford	95.42%	Ellsworth	93.89%	Kingston	97.00%	Northwood	92.52%	Thornton	93.89%	Unincorporated Places	
Belmont	93.18%	Enfield	94.48%	Laconia	92.48%	Nottingham	97.00%	Tilton	93.18%	<i>Atkinson and Gilmanton Academy Grant</i>	
Bennington	95.63%	Epping	97.00%	Lancaster	93.05%	Orange	94.48%	Troy	95.00%	<i>Bean's Grant</i>	
Benton	92.93%	Epsom	92.52%	Landaff	92.93%	Orford	94.48%	Tuftonboro	95.49%	<i>Bean's Purchase</i>	
Berlin	92.27%	Errol	92.27%	Langdon	94.13%	Ossipee	95.49%	Unity	94.13%	<i>Cambridge</i>	
Bethlehem	92.93%	Exeter	96.95%	Lebanon	94.48%	Pelham	96.36%	Wakefield	95.49%	<i>Chandler's Purchase</i>	
Boscawen	96.93%	Farmington	96.54%	Lee	98.61%	Pembroke	92.52%	Walpole	95.00%	<i>Crawford's Purchase</i>	
Bow	92.52%	Fitzwilliam	95.63%	Lempster	94.13%	Peterborough	95.63%	Warner	92.13%	<i>Cutt's Grant</i>	
Bradford	92.13%	Francestown	95.63%	Lincoln	93.89%	Piermont	94.48%	Warren	93.89%	<i>Dix's Grant</i>	
Brentwood	96.95%	Franconia	92.93%	Lisbon	92.93%	Pittsburg	93.05%	Washington	92.13%	<i>Dixville</i>	
Bridgewater	93.89%	Franklin	93.18%	Litchfield	96.36%	Pittsfield	92.52%	Waterville Valley	93.89%	<i>Erving's Location</i>	
Bristol	93.89%	Freedom	92.65%	Littleton	92.93%	Plainfield	94.48%	Weare	92.13%	<i>Green's Grant</i>	
Brookfield	95.49%	Fremont	97.00%	Londonderry	97.56%	Plaisow	96.42%	Webster	96.93%	<i>Hadley's Purchase</i>	
Brookline	98.17%	Gilford	92.48%	Loudon	92.52%	Plymouth	93.89%	Wentworth	93.89%	<i>Kilkenny</i>	
Campton	93.89%	Gilmanton	92.48%	Lyman	92.93%	Portsmouth	97.31%	Westmoreland	95.00%	<i>Livermore</i>	
Canaan	94.48%	Gilsum	95.00%	Lyme	94.48%	Randolph	93.05%	Whitefield	92.93%	<i>Low and Burbank's Grant</i>	
Candia	95.42%	Goffstown	95.42%	Lyndeborough	98.17%	Raymond	97.00%	Wilmot	94.13%	<i>Martin's Location</i>	
Canterbury	92.52%	Gorham	92.27%	Madbury	98.61%	Richmond	95.00%	Wilton	98.17%	<i>Millsfield</i>	
Carroll	92.93%	Goshen	94.13%	Madison	92.65%	Rindge	95.63%	Winchester	95.00%	<i>Odell</i>	
Center Harbor	93.18%	Grafton	94.48%	Manchester	95.50%	Rochester	96.54%	Windham	97.56%	<i>Pinkham's Grant</i>	
Charlestown	94.13%	Grantham	94.48%	Marlborough	95.00%	Rollinsford	98.61%	Windsor	92.13%	<i>Sargent's Purchase</i>	
Chatham	92.65%	Greenfield	95.63%	Marlow	95.00%	Roxbury	97.19%	Wolfeboro	95.49%	<i>Second College Grant</i>	
Chester	96.42%	Greenland	97.31%	Mason	98.17%	Rumney	93.89%	Woodstock	93.89%	<i>Success</i>	
Chesterfield	95.00%	Greenville	98.17%	Meredith	93.18%	Rye	97.31%			<i>Thompson and Meserves Purchase</i>	
Chichester	92.52%	Groton	93.89%	Merrimack	96.36%	Salem	97.56%			<i>Wentworth's Location</i>	
Claremont	94.13%	Hale's Location	92.65%	Middleton	96.54%	Salisbury	92.13%				
Clarksville	93.05%	Hampstead	96.42%	Milan	92.27%	Sanbornton	93.18%				
Colebrook	93.05%	Hampton	96.95%	Milford	98.17%	Sandown	96.42%				
Columbia	93.05%	Hampton Falls	97.00%	Milton	96.54%	Sandwich	95.49%				
Concord	96.93%	Hancock	95.63%	Monroe	92.93%	Seabrook	97.00%				
Conway	92.65%	Hanover	94.48%	Mont Vernon	98.17%	Sharon	95.63%				
Cornish	94.13%	Harrisville	95.00%	Moultonborough	95.49%	Shelburne	92.27%				
Croydon	94.13%	Hart's Location	92.65%	Nashua	93.78%	Somersworth	98.61%				

% 60+ with Cholesterol Screening (Ranked)

Barrington	98.61%	Farmington	96.54%	Hinsdale	95.00%	Lincoln	93.89%	Eaton	92.65%	Manchester	
Dover	98.61%	Middleton	96.54%	Marlborough	95.00%	Plymouth	93.89%	Freedom	92.65%	Central Manchester	95.50%
Durham	98.61%	Milton	96.54%	Marlow	95.00%	Rumney	93.89%	Hale's Location	92.65%	Manchester: West	95.50%
Lee	98.61%	New Durham	96.54%	Nelson	95.00%	Thornton	93.89%	Hart's Location	92.65%	Manchester: South	95.50%
Madbury	98.61%	Rochester	96.54%	Richmond	95.00%	Warren	93.89%	Jackson	92.65%	Manchester: North	95.50%
Rollinsford	98.61%	Strafford	96.54%	Stoddard	95.00%	Waterville Valley	93.89%	Madison	92.65%	Manchester: East	95.50%
Somersworth	98.61%	Atkinson	96.42%	Swanzey	95.00%	Wentworth	93.89%	Tamworth	92.65%		
Amherst	98.17%	Chester	96.42%	Troy	95.00%	Woodstock	93.89%	Allenstown	92.52%	Nashua	
Brookline	98.17%	Danville	96.42%	Walpole	95.00%	Nashua	93.78%	Bow	92.52%	Nashua: Zip 03060	93.78%
Greenville	98.17%	Derry	96.42%	Westmoreland	95.00%	Belmont	93.18%	Canterbury	92.52%	Nashua: Zip 03062	93.78%
Hollis	98.17%	Hampstead	96.42%	Winchester	95.00%	Center Harbor	93.18%	Chichester	92.52%	Nashua: Zip 03063	93.78%
Lyndeborough	98.17%	Plaistow	96.42%	Canaan	94.48%	Danbury	93.18%	Epsom	92.52%	Nashua: Zip 03064	93.78%
Mason	98.17%	Sandown	96.42%	Enfield	94.48%	Franklin	93.18%	Loudon	92.52%		
Milford	98.17%	Hudson	96.36%	Grafton	94.48%	Hill	93.18%	Northwood	92.52%		
Mont Vernon	98.17%	Litchfield	96.36%	Grantham	94.48%	Meredith	93.18%	Pembroke	92.52%		
Wilton	98.17%	Merrimack	96.36%	Hanover	94.48%	New Hampton	93.18%	Pittsfield	92.52%		
Londonderry	97.56%	Pelham	96.36%	Lebanon	94.48%	Northfield	93.18%	Alton	92.48%	Unincorporated Places	
Salem	97.56%	Antrim	95.63%	Lyme	94.48%	Sanbornton	93.18%	Barnstead	92.48%	<i>Atkinson and Gilmanton Academy Grant</i>	
Windham	97.56%	Bennington	95.63%	Orange	94.48%	Tilton	93.18%	Gilford	92.48%	<i>Bean's Grant</i>	
Greenland	97.31%	Fitzwilliam	95.63%	Orford	94.48%	Clarksville	93.05%	Gilmanton	92.48%	<i>Bean's Purchase</i>	
New Castle	97.31%	Fracestown	95.63%	Piermont	94.48%	Colebrook	93.05%	Laconia	92.48%	<i>Cambridge</i>	
Newington	97.31%	Greenfield	95.63%	Plainfield	94.48%	Columbia	93.05%	Berlin	92.27%	<i>Chandler's Purchase</i>	
Portsmouth	97.31%	Hancock	95.63%	Acworth	94.13%	Jefferson	93.05%	Hillsborough	92.27%	<i>Crawford's Purchase</i>	
Rye	97.31%	Jaffrey	95.63%	Alstead	94.13%	Lancaster	93.05%	Errol	92.27%	<i>Cutt's Grant</i>	
Keene	97.19%	New Ipswich	95.63%	Charlestown	94.13%	Northumberland	93.05%	Gorham	92.27%	<i>Dix's Grant</i>	
Roxbury	97.19%	Peterborough	95.63%	Claremont	94.13%	Pittsburg	93.05%	Milan	92.27%	<i>Dixville</i>	
Sullivan	97.19%	Rindge	95.63%	Cornish	94.13%	Randolph	93.05%	Shelburne	92.27%	<i>Erving's Location</i>	
Surry	97.19%	Sharon	95.63%	Croydon	94.13%	Stark	93.05%	Andover	92.13%	<i>Green's Grant</i>	
East Kingston	97.00%	Temple	95.63%	Goshen	94.13%	Stewartstown	93.05%	Bradford	92.13%	<i>Hadley's Purchase</i>	
Epping	97.00%	Manchester	95.50%	Langdon	94.13%	Stratford	93.05%	Deering	92.13%	<i>Kilkenny</i>	
Fremont	97.00%	Brookfield	95.49%	Lempster	94.13%	Bath	92.93%	Dunbarton	92.13%	<i>Livermore</i>	
Hampton Falls	97.00%	Effingham	95.49%	New London	94.13%	Benton	92.93%	Henniker	92.13%	<i>Low and Burbank's Grant</i>	
Kingston	97.00%	Moultonborough	95.49%	Newbury	94.13%	Bethlehem	92.93%	Hillsborough	92.13%	<i>Martin's Location</i>	
Newmarket	97.00%	Ossipee	95.49%	Newport	94.13%	Carroll	92.93%	Hopkinton	92.13%	<i>Millsfield</i>	
Newton	97.00%	Sandwich	95.49%	Springfield	94.13%	Dalton	92.93%	Salisbury	92.13%	<i>Odell</i>	
Nottingham	97.00%	Tuftonboro	95.49%	Sunapee	94.13%	Easton	92.93%	Warner	92.13%	<i>Pinkham's Grant</i>	
Raymond	97.00%	Wakefield	95.49%	Sutton	94.13%	Franconia	92.93%	Washington	92.13%	<i>Sargent's Purchase</i>	
Seabrook	97.00%	Wolfboro	95.49%	Unity	94.13%	Haverhill	92.93%	Weare	92.13%	<i>Second College Grant</i>	
South Hampton	97.00%	Auburn	95.42%	Wilmot	94.13%	Landaff	92.93%	Windsor	92.13%	<i>Success</i>	
Brentwood	96.95%	Bedford	95.42%	Alexandria	93.89%	Lisbon	92.93%			<i>Thompson and Meserves Purchase</i>	
Exeter	96.95%	Candia	95.42%	Ashland	93.89%	Littleton	92.93%			<i>Wentworth's Location</i>	
Hampton	96.95%	Deerfield	95.42%	Bridgewater	93.89%	Lyman	92.93%				
Kensington	96.95%	Goffstown	95.42%	Bristol	93.89%	Monroe	92.93%				
Newfields	96.95%	Hooksett	95.42%	Campton	93.89%	Sugar Hill	92.93%				
North Hampton	96.95%	New Boston	95.42%	Dorchester	93.89%	Whitefield	92.93%				
Stratham	96.95%	Chesterfield	95.00%	Ellsworth	93.89%	Albany	92.65%				
Boscawen	96.93%	Dublin	95.00%	Groton	93.89%	Bartlett	92.65%				
Concord	96.93%	Gilsum	95.00%	Hebron	93.89%	Chatham	92.65%				
Webster	96.93%	Harrisville	95.00%	Holderness	93.89%	Conway	92.65%				