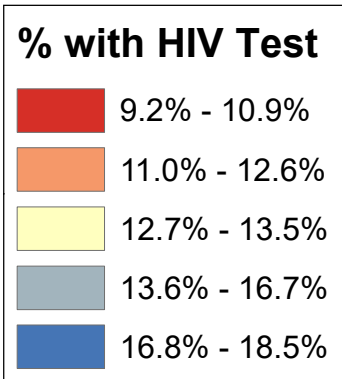
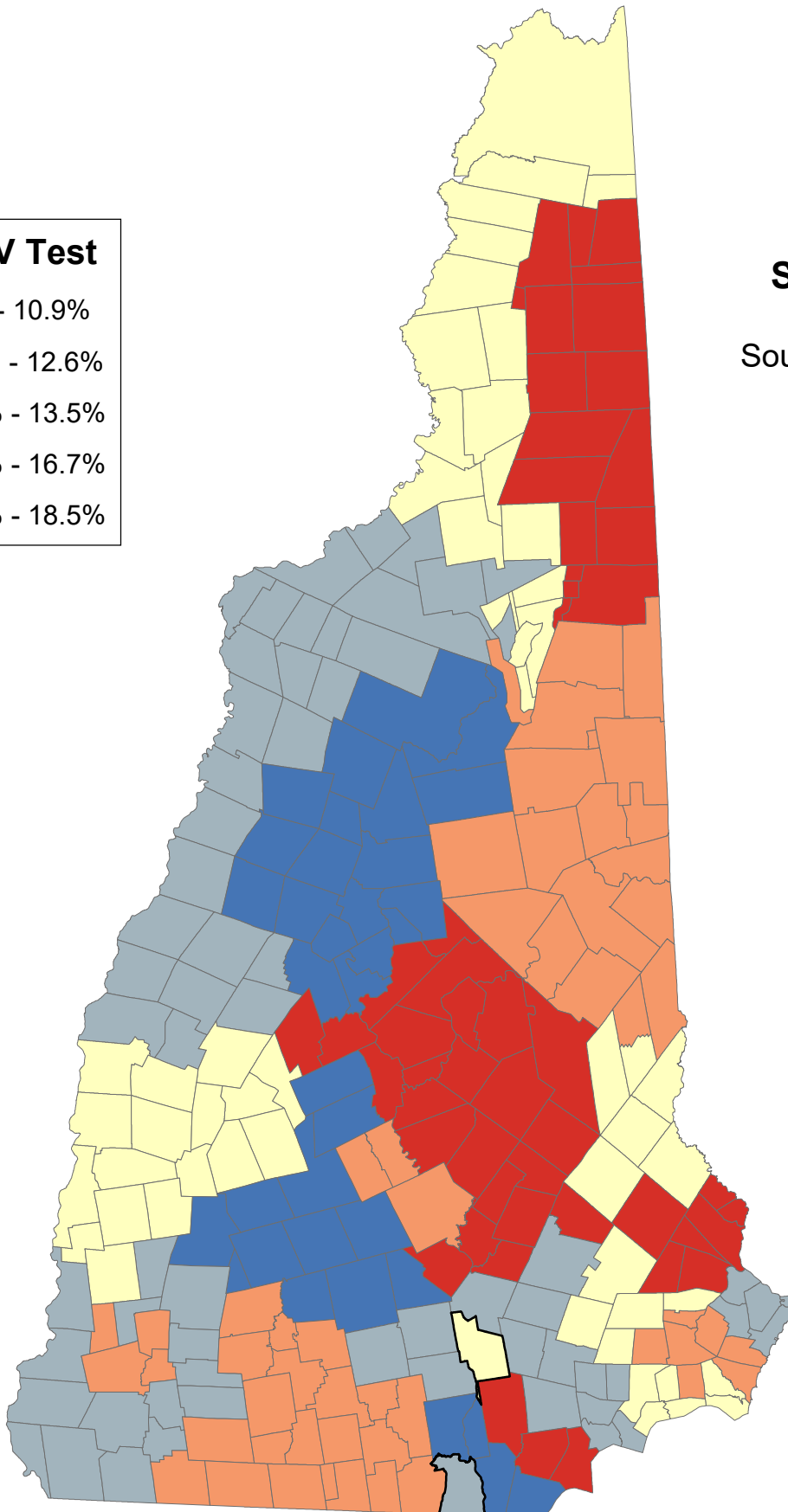


# Percentage of Persons Age 60+ Years with HIV Test

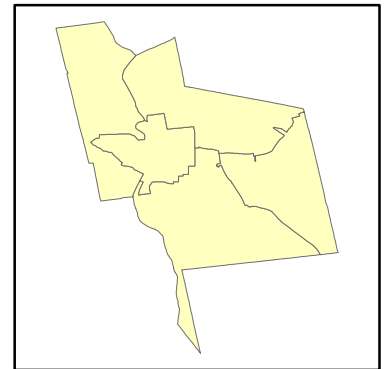


**State Average: 13.5%**

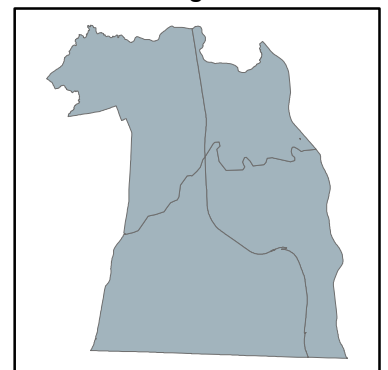
Source: BRFSS, 2014-2016



**Manchester Neighborhoods**



**Nashua Neighborhoods**



## % 60+ with HIV Test

Acworth	13.14%	Dalton	16.21%	Haverhill	16.21%	Nelson	16.69%	South Hampton	13.54%	<b>Manchester</b>	
Albany	11.40%	Danbury	9.20%	Hebron	18.11%	New Boston	14.35%	Springfield	13.14%	Central Manchester	13.47%
Alexandria	18.11%	Danville	16.11%	Henniker	17.38%	New Castle	14.88%	Stark	13.43%	Manchester: West	13.47%
Allenstown	10.07%	Deerfield	14.35%	Hill	9.20%	New Durham	13.50%	Stewartstown	13.43%	Manchester: South	13.47%
Alstead	13.14%	Deering	17.38%	Hillsborough	17.38%	New Hampton	9.20%	Stoddard	16.69%	Manchester: North	13.47%
Alton	9.32%	Derry	16.11%	Hinsdale	16.69%	New Ipswich	11.78%	Strafford	13.50%	Manchester: East	13.47%
Amherst	11.42%	Dorchester	18.11%	Holderness	18.11%	New London	13.14%	Stratford	13.43%		
Andover	17.38%	Dover	10.86%	Hollis	11.42%	Newbury	13.14%	Stratham	12.59%	<b>Nashua</b>	
Antrim	11.78%	Dublin	16.69%	Hooksett	14.35%	Newfields	12.59%	Sugar Hill	16.21%	Nashua: Zip 03060	13.56%
Ashland	18.11%	Dummer	9.94%	Hopkinton	17.38%	Newington	14.88%	Sullivan	11.96%	Nashua: Zip 03062	13.56%
Atkinson	16.11%	Dunbarton	17.38%	Hudson	18.52%	Newmarket	13.54%	Sunapee	13.14%	Nashua: Zip 03063	13.56%
Auburn	14.35%	Durham	10.86%	Jackson	11.40%	Newport	13.14%	Surry	11.96%	Nashua: Zip 03064	13.56%
Barnstead	9.32%	East Kingston	13.54%	Jaffrey	11.78%	Newton	13.54%	Sutton	13.14%		
Barrington	10.86%	Easton	16.21%	Jefferson	13.43%	North Hampton	12.59%	Swanzey	16.69%		
Bartlett	11.40%	Eaton	11.40%	Keene	11.96%	Northfield	9.20%	Tamworth	11.40%		
Bath	16.21%	Effingham	12.65%	Kensington	12.59%	Northumberland	13.43%	Temple	11.78%		
Bedford	14.35%	Ellsworth	18.11%	Kingston	13.54%	Northwood	10.07%	Thornton	18.11%	<b>Unincorporated Places</b>	
Belmont	9.20%	Enfield	14.42%	Laconia	9.32%	Nottingham	13.54%	Tilton	9.20%	<i>Atkinson and Gilmanton Academy Grant</i>	
Bennington	11.78%	Epping	13.54%	Lancaster	13.43%	Orange	14.42%	Troy	16.69%	<i>Bean's Grant</i>	
Benton	16.21%	Epsom	10.07%	Landaff	16.21%	Orford	14.42%	Tuftonboro	12.65%	<i>Bean's Purchase</i>	
Berlin	9.94%	Errol	9.94%	Langdon	13.14%	Ossipee	12.65%	Unity	13.14%	<i>Cambridge</i>	
Bethlehem	16.21%	Exeter	12.59%	Lebanon	14.42%	Pelham	18.52%	Wakefield	12.65%	<i>Chandler's Purchase</i>	
Boscawen	11.92%	Farmington	13.50%	Lee	10.86%	Pembroke	10.07%	Walpole	16.69%	<i>Crawford's Purchase</i>	
Bow	10.07%	Fitzwilliam	11.78%	Lempster	13.14%	Peterborough	11.78%	Warner	17.38%	<i>Cutt's Grant</i>	
Bradford	17.38%	Francestown	11.78%	Lincoln	18.11%	Piermont	14.42%	Warren	18.11%	<i>Dix's Grant</i>	
Brentwood	12.59%	Franconia	16.21%	Lisbon	16.21%	Pittsburg	13.43%	Washington	17.38%	<i>Dixville</i>	
Bridgewater	18.11%	Franklin	9.20%	Litchfield	18.52%	Pittsfield	10.07%	Waterville Valley	18.11%	<i>Erving's Location</i>	
Bristol	18.11%	Freedom	11.40%	Littleton	16.21%	Plainfield	14.42%	Weare	17.38%	<i>Green's Grant</i>	
Brookfield	12.65%	Fremont	13.54%	Londonderry	9.88%	Plaistow	16.11%	Webster	11.92%	<i>Hadley's Purchase</i>	
Brookline	11.42%	Gilford	9.32%	Loudon	10.07%	Plymouth	18.11%	Wentworth	18.11%	<i>Kilkenny</i>	
Campton	18.11%	Gilmanton	9.32%	Lyman	16.21%	Portsmouth	14.88%	Westmoreland	16.69%	<i>Livermore</i>	
Canaan	14.42%	Gilsum	16.69%	Lyme	14.42%	Randolph	13.43%	Whitefield	16.21%	<i>Low and Burbank's Grant</i>	
Candia	14.35%	Goffstown	14.35%	Lyndeborough	11.42%	Raymond	13.54%	Wilmot	13.14%	<i>Martin's Location</i>	
Canterbury	10.07%	Gorham	9.94%	Madbury	10.86%	Richmond	16.69%	Wilton	11.42%	<i>Millsfield</i>	
Carroll	16.21%	Goshen	13.14%	Madison	11.40%	Rindge	11.78%	Winchester	16.69%	<i>Odell</i>	
Center Harbor	9.20%	Grafton	14.42%	Manchester	13.47%	Rochester	13.50%	Windham	9.88%	<i>Pinkham's Grant</i>	
Charlestown	13.14%	Grantham	14.42%	Marlborough	16.69%	Rollinsford	10.86%	Windsor	17.38%	<i>Sargent's Purchase</i>	
Chatham	11.40%	Greenfield	11.78%	Marlow	16.69%	Roxbury	11.96%	Wolfeboro	12.65%	<i>Second College Grant</i>	
Chester	16.11%	Greenland	14.88%	Mason	11.42%	Rumney	18.11%	Woodstock	18.11%	<i>Success</i>	
Chesterfield	16.69%	Greenville	11.42%	Meredith	9.20%	Rye	14.88%			<i>Thompson and Meserves Purchase</i>	
Chichester	10.07%	Groton	18.11%	Merrimack	18.52%	Salem	9.88%			<i>Wentworth's Location</i>	
Claremont	13.14%	Hale's Location	11.40%	Middleton	13.50%	Salisbury	17.38%				
Clarksville	13.43%	Hampstead	16.11%	Milan	9.94%	Sanbornton	9.20%				
Colebrook	13.43%	Hampton	12.59%	Milford	11.42%	Sandown	16.11%				
Columbia	13.43%	Hampton Falls	13.54%	Milton	13.50%	Sandwich	12.65%				
Concord	11.92%	Hancock	11.78%	Monroe	16.21%	Seabrook	13.54%				
Conway	11.40%	Hanover	14.42%	Mont Vernon	11.42%	Sharon	11.78%				
Cornish	13.14%	Harrisville	16.69%	Moultonborough	12.65%	Shelburne	9.94%				
Croydon	13.14%	Hart's Location	11.40%	Nashua	13.56%	Somersworth	10.86%				

## % 60+ with HIV Test (Ranked)

Hudson	18.52%	Bath	16.21%	Hampton Falls	13.54%	Wakefield	12.65%	Dover	10.86%	<b>Manchester</b>	
Litchfield	18.52%	Benton	16.21%	Kingston	13.54%	Wolfeboro	12.65%	Durham	10.86%	Central Manchester	13.47%
Merrimack	18.52%	Bethlehem	16.21%	Newmarket	13.54%	Brentwood	12.59%	Lee	10.86%	Manchester: West	13.47%
Pelham	18.52%	Carroll	16.21%	Newton	13.54%	Exeter	12.59%	Madbury	10.86%	Manchester: South	13.47%
Alexandria	18.11%	Dalton	16.21%	Nottingham	13.54%	Hampton	12.59%	Rollinsford	10.86%	Manchester: North	13.47%
Ashland	18.11%	Easton	16.21%	Raymond	13.54%	Kensington	12.59%	Somersworth	10.86%	Manchester: East	13.47%
Bridgewater	18.11%	Franconia	16.21%	Seabrook	13.54%	Newfields	12.59%	Allenstown	10.07%		
Bristol	18.11%	Haverhill	16.21%	South Hampton	13.54%	North Hampton	12.59%	Bow	10.07%	<b>Nashua</b>	
Campton	18.11%	Landaff	16.21%	Farmington	13.50%	Stratham	12.59%	Canterbury	10.07%	Nashua: Zip 03060	13.56%
Dorchester	18.11%	Lisbon	16.21%	Middleton	13.50%	Keene	11.96%	Chichester	10.07%	Nashua: Zip 03062	13.56%
Ellsworth	18.11%	Littleton	16.21%	Milton	13.50%	Roxbury	11.96%	Epsom	10.07%	Nashua: Zip 03063	13.56%
Groton	18.11%	Lyman	16.21%	New Durham	13.50%	Sullivan	11.96%	Loudon	10.07%	Nashua: Zip 03064	13.56%
Hebron	18.11%	Monroe	16.21%	Rochester	13.50%	Surry	11.96%	Northwood	10.07%		
Holderness	18.11%	Sugar Hill	16.21%	Strafford	13.50%	Boscawen	11.92%	Pembroke	10.07%		
Lincoln	18.11%	Whitefield	16.21%	Manchester	13.47%	Concord	11.92%	Pittsfield	10.07%		
Plymouth	18.11%	Atkinson	16.11%	Clarksville	13.43%	Webster	11.92%	Berlin	9.94%		
Rumney	18.11%	Chester	16.11%	Colebrook	13.43%	Antrim	11.78%	Dummer	9.94%	<b>Unincorporated Places</b>	
Thornton	18.11%	Danville	16.11%	Columbia	13.43%	Bennington	11.78%	Errol	9.94%	<i>Atkinson and Gilmanton Academy Grant</i>	
Warren	18.11%	Derry	16.11%	Jefferson	13.43%	Fitzwilliam	11.78%	Gorham	9.94%	<i>Bean's Grant</i>	
Waterville Valley	18.11%	Hampstead	16.11%	Lancaster	13.43%	Francestown	11.78%	Milan	9.94%	<i>Bean's Purchase</i>	
Wentworth	18.11%	Plaistow	16.11%	Northumberland	13.43%	Greenfield	11.78%	Shelburne	9.94%	<i>Cambridge</i>	
Woodstock	18.11%	Sandown	16.11%	Pittsburg	13.43%	Hancock	11.78%	Londonderry	9.88%	<i>Chandler's Purchase</i>	
Andover	17.38%	Greenland	14.88%	Randolph	13.43%	Jaffrey	11.78%	Franklin	9.88%	<i>Crawford's Purchase</i>	
Bradford	17.38%	New Castle	14.88%	Stark	13.43%	New Ipswich	11.78%	Windham	9.88%	<i>Cutt's Grant</i>	
Deering	17.38%	Newington	14.88%	Stewartstown	13.43%	Peterborough	11.78%	Alton	9.32%	<i>Dix's Grant</i>	
Dunbarton	17.38%	Portsmouth	14.88%	Stratford	13.43%	Rindge	11.78%	Barnstead	9.32%	<i>Dixville</i>	
Henniker	17.38%	Rye	14.88%	Acworth	13.14%	Sharon	11.78%	Gilford	9.32%	<i>Erving's Location</i>	
Hillsborough	17.38%	Canaan	14.42%	Alstead	13.14%	Temple	11.78%	Gilmanton	9.32%	<i>Green's Grant</i>	
Hopkinton	17.38%	Enfield	14.42%	Charlestown	13.14%	Amherst	11.42%	Laconia	9.32%	<i>Hadley's Purchase</i>	
Salisbury	17.38%	Grafton	14.42%	Claremont	13.14%	Brookline	11.42%	Belmont	9.20%	<i>Kilkenny</i>	
Warner	17.38%	Grantham	14.42%	Cornish	13.14%	Greenville	11.42%	Center Harbor	9.20%	<i>Livermore</i>	
Washington	17.38%	Hanover	14.42%	Croydon	13.14%	Hollis	11.42%	Danbury	9.20%	<i>Low and Burbank's Grant</i>	
Weare	17.38%	Lebanon	14.42%	Goshen	13.14%	Lyndeborough	11.42%	Franklin	9.20%	<i>Martin's Location</i>	
Windsor	17.38%	Lyme	14.42%	Langdon	13.14%	Mason	11.42%	Hill	9.20%	<i>Millsfield</i>	
Chesterfield	16.69%	Orange	14.42%	Lempster	13.14%	Milford	11.42%	Meredith	9.20%	<i>Odell</i>	
Dublin	16.69%	Orford	14.42%	New London	13.14%	Mont Vernon	11.42%	New Hampton	9.20%	<i>Pinkham's Grant</i>	
Gilsum	16.69%	Piermont	14.42%	Newbury	13.14%	Wilton	11.42%	Northfield	9.20%	<i>Sargent's Purchase</i>	
Harrisville	16.69%	Plainfield	14.42%	Newport	13.14%	Albany	11.40%	Sanbornton	9.20%	<i>Second College Grant</i>	
Hinsdale	16.69%	Auburn	14.35%	Springfield	13.14%	Bartlett	11.40%	Tilton	9.20%	<i>Success</i>	
Marlborough	16.69%	Bedford	14.35%	Sunapee	13.14%	Chatham	11.40%			<i>Thompson and Meserves Purchase</i>	
Marlow	16.69%	Candia	14.35%	Sutton	13.14%	Conway	11.40%			<i>Wentworth's Location</i>	
Nelson	16.69%	Deerfield	14.35%	Unity	13.14%	Eaton	11.40%				
Richmond	16.69%	Goffstown	14.35%	Wilmot	13.14%	Freedom	11.40%				
Stoddard	16.69%	Hooksett	14.35%	Brookfield	12.65%	Hale's Location	11.40%				
Swanzey	16.69%	New Boston	14.35%	Effingham	12.65%	Hart's Location	11.40%				
Troy	16.69%	Nashua	13.56%	Moultonborough	12.65%	Jackson	11.40%				
Walpole	16.69%	East Kingston	13.54%	Ossipee	12.65%	Madison	11.40%				
Westmoreland	16.69%	Epping	13.54%	Sandwich	12.65%	Tamworth	11.40%				
Winchester	16.69%	Fremont	13.54%	Tuftonboro	12.65%	Barrington	10.86%				