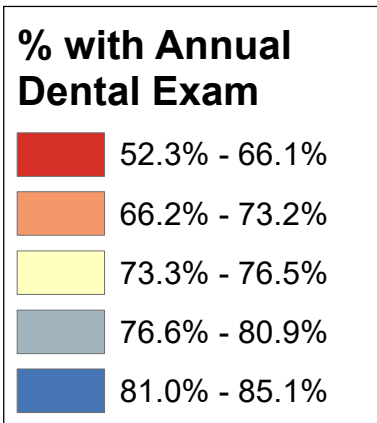
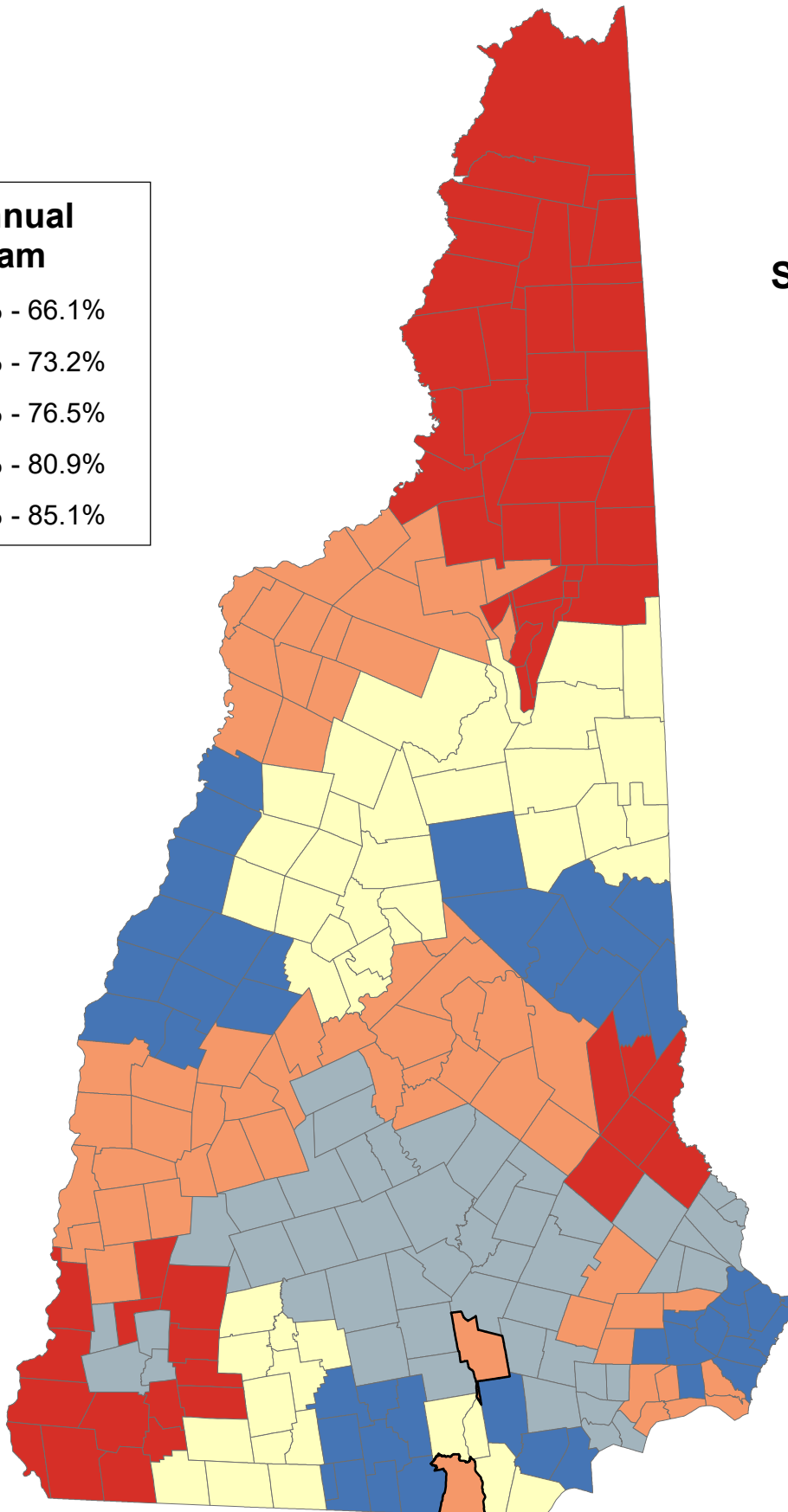


Percentage of Persons Age 60+ Years with Annual Dental Exam

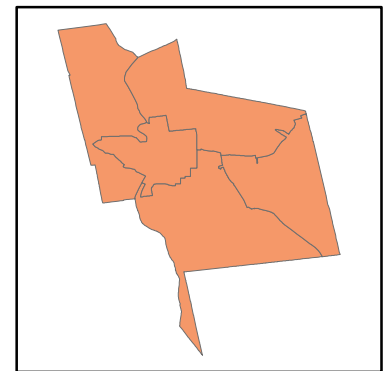


State Average: 75.7%

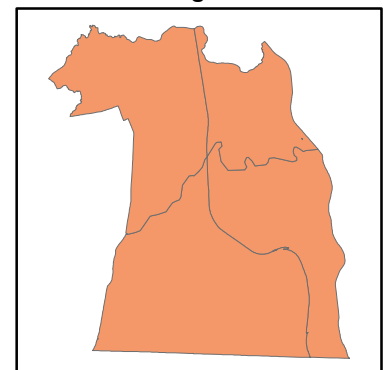
Source: BRFSS, 2012, 2014, 2016



Manchester Neighborhoods



Nashua Neighborhoods



% 60+ with Annual Dental Exam

Acworth	73.23%	Dalton	69.18%	Haverhill	69.18%	Nelson	66.08%	South Hampton	72.39%	Manchester	
Albany	76.38%	Danbury	68.85%	Hebron	73.54%	New Boston	80.90%	Springfield	73.23%	Central Manchester	72.78%
Alexandria	73.54%	Danville	80.90%	Henniker	77.32%	New Castle	81.80%	Stark	52.30%	Manchester: West	72.78%
Allenstown	78.13%	Deerfield	80.90%	Hill	68.85%	New Durham	65.87%	Stewartstown	52.30%	Manchester: South	72.78%
Alstead	73.23%	Deering	77.32%	Hillsborough	77.32%	New Hampton	68.85%	Stoddard	66.08%	Manchester: North	72.78%
Alton	71.75%	Derry	80.90%	Hinsdale	66.08%	New Ipswich	74.46%	Strafford	65.87%	Manchester: East	72.78%
Amherst	84.25%	Dorchester	73.54%	Holderness	73.54%	New London	73.23%	Stratford	52.30%		
Andover	77.32%	Dover	80.05%	Hollis	84.25%	Newbury	73.23%	Stratham	85.09%	Nashua	
Antrim	74.46%	Dublin	66.08%	Hooksett	80.90%	Newfields	85.09%	Sugar Hill	69.18%	Nashua: Zip 03060	70.59%
Ashland	73.54%	Dummer	60.22%	Hopkinton	77.32%	Newington	81.80%	Sullivan	80.44%	Nashua: Zip 03062	70.59%
Atkinson	80.90%	Dunbarton	77.32%	Hudson	76.49%	Newmarket	72.39%	Sunapee	73.23%	Nashua: Zip 03063	70.59%
Auburn	80.90%	Durham	80.05%	Jackson	76.38%	Newport	73.23%	Surry	80.44%	Nashua: Zip 03064	70.59%
Barnstead	71.75%	East Kingston	72.39%	Jaffrey	74.46%	Newton	72.39%	Sutton	73.23%		
Barrington	80.05%	Easton	69.18%	Jefferson	52.30%	North Hampton	85.09%	Swanzey	66.08%		
Bartlett	76.38%	Eaton	76.38%	Keene	80.44%	Northfield	68.85%	Tamworth	76.38%		
Bath	69.18%	Effingham	81.20%	Kensington	85.09%	Northumberland	52.30%	Temple	74.46%		
Bedford	80.90%	Ellsworth	73.54%	Kingston	72.39%	Northwood	78.13%	Thornton	73.54%	Unincorporated Places	
Belmont	68.85%	Enfield	83.59%	Laconia	71.75%	Nottingham	72.39%	Tilton	68.85%	<i>Atkinson and Gilmanton Academy Grant</i>	
Bennington	74.46%	Epping	72.39%	Lancaster	52.30%	Orange	83.59%	Troy	66.08%	<i>Bean's Grant</i>	
Benton	69.18%	Epsom	78.13%	Landaff	69.18%	Orford	83.59%	Tuftonboro	81.20%	<i>Bean's Purchase</i>	
Berlin	60.22%	Errol	60.22%	Langdon	73.23%	Ossipee	81.20%	Unity	73.23%	<i>Cambridge</i>	
Bethlehem	69.18%	Exeter	85.09%	Lebanon	83.59%	Pelham	76.49%	Wakefield	81.20%	<i>Chandler's Purchase</i>	
Boscawen	78.49%	Farmington	65.87%	Lee	80.05%	Pembroke	78.13%	Walpole	66.08%	<i>Crawford's Purchase</i>	
Bow	78.13%	Fitzwilliam	74.46%	Lempster	73.23%	Peterborough	74.46%	Warner	77.32%	<i>Cutt's Grant</i>	
Bradford	77.32%	Francestown	74.46%	Lincoln	73.54%	Piermont	83.59%	Warren	73.54%	<i>Dix's Grant</i>	
Brentwood	85.09%	Franconia	69.18%	Lisbon	69.18%	Pittsburg	52.30%	Washington	77.32%	<i>Dixville</i>	
Bridgewater	73.54%	Franklin	68.85%	Litchfield	76.49%	Pittsfield	78.13%	Waterville Valley	73.54%	<i>Erving's Location</i>	
Bristol	73.54%	Freedom	76.38%	Littleton	69.18%	Plainfield	83.59%	Weare	77.32%	<i>Green's Grant</i>	
Brookfield	81.20%	Fremont	72.39%	Londonderry	82.63%	Plaistow	80.90%	Webster	78.49%	<i>Hadley's Purchase</i>	
Brookline	84.25%	Gilford	71.75%	Loudon	78.13%	Plymouth	73.54%	Wentworth	73.54%	<i>Kilkenny</i>	
Campton	73.54%	Gilmanton	71.75%	Lyman	69.18%	Portsmouth	81.80%	Westmoreland	66.08%	<i>Livermore</i>	
Canaan	83.59%	Gilsum	66.08%	Lyme	83.59%	Randolph	52.30%	Whitefield	69.18%	<i>Low and Burbank's Grant</i>	
Candia	80.90%	Goffstown	80.90%	Lyndeborough	84.25%	Raymond	72.39%	Wilmot	73.23%	<i>Martin's Location</i>	
Canterbury	78.13%	Gorham	60.22%	Madbury	80.05%	Richmond	66.08%	Wilton	84.25%	<i>Millsfield</i>	
Carroll	69.18%	Goshen	73.23%	Madison	76.38%	Rindge	74.46%	Winchester	66.08%	<i>Odell</i>	
Center Harbor	68.85%	Grafton	83.59%	Manchester	72.78%	Rochester	65.87%	Windham	82.63%	<i>Pinkham's Grant</i>	
Charlestown	73.23%	Grantham	83.59%	Marlborough	66.08%	Rollinsford	80.05%	Windsor	77.32%	<i>Sargent's Purchase</i>	
Chatham	76.38%	Greenfield	74.46%	Marlow	66.08%	Roxbury	80.44%	Wolfeboro	81.20%	<i>Second College Grant</i>	
Chester	80.90%	Greenland	81.80%	Mason	84.25%	Rumney	73.54%	Woodstock	73.54%	<i>Success</i>	
Chesterfield	66.08%	Greenville	84.25%	Meredith	68.85%	Rye	81.80%			<i>Thompson and Meserves Purchase</i>	
Chichester	78.13%	Groton	73.54%	Merrimack	76.49%	Salem	82.63%			<i>Wentworth's Location</i>	
Claremont	73.23%	Hale's Location	76.38%	Middleton	65.87%	Salisbury	77.32%				
Clarksville	52.30%	Hampstead	80.90%	Milan	60.22%	Sanbornton	68.85%				
Colebrook	52.30%	Hampton	85.09%	Milford	84.25%	Sandown	80.90%				
Columbia	52.30%	Hampton Falls	72.39%	Milton	65.87%	Sandwich	81.20%				
Concord	78.49%	Hancock	74.46%	Monroe	69.18%	Seabrook	72.39%				
Conway	76.38%	Hanover	83.59%	Mont Vernon	84.25%	Sharon	74.46%				
Cornish	73.23%	Harrisville	66.08%	Moultonborough	81.20%	Shelburne	60.22%				
Croydon	73.23%	Hart's Location	76.38%	Nashua	70.59%	Somersworth	80.05%				

% 60+ with Annual Dental Exam (Ranked)

Brentwood	85.09%	New Boston	80.90%	Chatham	76.38%	Newbury	73.23%	Tilton	68.85%	Manchester	
Exeter	85.09%	Atkinson	80.90%	Conway	76.38%	Newport	73.23%	Chesterfield	66.08%	Central Manchester	72.78%
Hampton	85.09%	Chester	80.90%	Eaton	76.38%	Springfield	73.23%	Dublin	66.08%	Manchester: West	72.78%
Kensington	85.09%	Danville	80.90%	Freedom	76.38%	Sunapee	73.23%	Gilsum	66.08%	Manchester: South	72.78%
Newfields	85.09%	Derry	80.90%	Hale's Location	76.38%	Sutton	73.23%	Harrisville	66.08%	Manchester: North	72.78%
North Hampton	85.09%	Hampstead	80.90%	Hart's Location	76.38%	Unity	73.23%	Hinsdale	66.08%	Manchester: East	72.78%
Stratham	85.09%	Plaistow	80.90%	Jackson	76.38%	Wilmot	73.23%	Marlborough	66.08%		
Amherst	84.25%	Sandown	80.90%	Madison	76.38%	Manchester	72.78%	Marlow	66.08%	Nashua	
Brookline	84.25%	Keene	80.44%	Tamworth	76.38%	East Kingston	72.39%	Nelson	66.08%	Nashua: Zip 03060	70.59%
Greenville	84.25%	Roxbury	80.44%	Antrim	74.46%	Epping	72.39%	Richmond	66.08%	Nashua: Zip 03062	70.59%
Hollis	84.25%	Sullivan	80.44%	Bennington	74.46%	Fremont	72.39%	Stoddard	66.08%	Nashua: Zip 03063	70.59%
Lyndeborough	84.25%	Surry	80.44%	Fitzwilliam	74.46%	Hampton Falls	72.39%	Swanzy	66.08%	Nashua: Zip 03064	70.59%
Mason	84.25%	Barrington	80.05%	Francestown	74.46%	Kingston	72.39%	Troy	66.08%		
Milford	84.25%	Dover	80.05%	Greenfield	74.46%	Newmarket	72.39%	Walpole	66.08%		
Mont Vernon	84.25%	Durham	80.05%	Hancock	74.46%	Newton	72.39%	Westmoreland	66.08%		
Wilton	84.25%	Lee	80.05%	Jaffrey	74.46%	Nottingham	72.39%	Winchester	66.08%		
Canaan	83.59%	Madbury	80.05%	New Ipswich	74.46%	Raymond	72.39%	Farmington	65.87%	Unincorporated Places	
Enfield	83.59%	Rollinsford	80.05%	Peterborough	74.46%	Seabrook	72.39%	Middleton	65.87%	<i>Atkinson and Gilmanton Academy Grant</i>	
Grafton	83.59%	Somersworth	80.05%	Rindge	74.46%	South Hampton	72.39%	Milton	65.87%	<i>Bean's Grant</i>	
Grantham	83.59%	Boscawen	78.49%	Sharon	74.46%	Alton	71.75%	New Durham	65.87%	<i>Bean's Purchase</i>	
Hanover	83.59%	Concord	78.49%	Temple	74.46%	Barnstead	71.75%	Rochester	65.87%	<i>Cambridge</i>	
Lebanon	83.59%	Webster	78.49%	Alexandria	73.54%	Gilford	71.75%	Strafford	65.87%	<i>Chandler's Purchase</i>	
Lyme	83.59%	Allenstown	78.13%	Ashland	73.54%	Gilmanton	71.75%	Lancaster	60.22%	<i>Crawford's Purchase</i>	
Orange	83.59%	Bow	78.13%	Bridgewater	73.54%	Laconia	71.75%	Dummer	60.22%	<i>Cutt's Grant</i>	
Orford	83.59%	Canterbury	78.13%	Bristol	73.54%	Nashua	70.59%	Errol	60.22%	<i>Dix's Grant</i>	
Piermont	83.59%	Chichester	78.13%	Campton	73.54%	Bath	69.18%	Gorham	60.22%	<i>Dixville</i>	
Plainfield	83.59%	Epsom	78.13%	Dorchester	73.54%	Benton	69.18%	Milan	60.22%	<i>Erving's Location</i>	
Londonderry	82.63%	Loudon	78.13%	Ellsworth	73.54%	Bethlehem	69.18%	Shelburne	60.22%	<i>Green's Grant</i>	
Salem	82.63%	Northwood	78.13%	Groton	73.54%	Carroll	69.18%	Clarksville	52.30%	<i>Hadley's Purchase</i>	
Windham	82.63%	Pembroke	78.13%	Hebron	73.54%	Dalton	69.18%	Colebrook	52.30%	<i>Kilkenny</i>	
Greenland	81.80%	Pittsfield	78.13%	Holderness	73.54%	Easton	69.18%	Columbia	52.30%	<i>Livermore</i>	
New Castle	81.80%	Andover	77.32%	Lincoln	73.54%	Franconia	69.18%	Jefferson	52.30%	<i>Low and Burbank's Grant</i>	
Newington	81.80%	Bradford	77.32%	Plymouth	73.54%	Haverhill	69.18%	Lancaster	52.30%	<i>Martin's Location</i>	
Portsmouth	81.80%	Deering	77.32%	Rumney	73.54%	Landaff	69.18%	Northumberland	52.30%	<i>Millsfield</i>	
Rye	81.80%	Dunbarton	77.32%	Thornton	73.54%	Lisbon	69.18%	Pittsburg	52.30%	<i>Odell</i>	
Brookfield	81.20%	Henniker	77.32%	Warren	73.54%	Littleton	69.18%	Randolph	52.30%	<i>Pinkham's Grant</i>	
Effingham	81.20%	Hillsborough	77.32%	Waterville Valley	73.54%	Lyman	69.18%	Stark	52.30%	<i>Sargent's Purchase</i>	
Moultonborough	81.20%	Hopkinton	77.32%	Wentworth	73.54%	Monroe	69.18%	Stewartstown	52.30%	<i>Second College Grant</i>	
Ossipee	81.20%	Salisbury	77.32%	Woodstock	73.54%	Sugar Hill	69.18%	Stratford	52.30%	<i>Success</i>	
Sandwich	81.20%	Warner	77.32%	Acworth	73.23%	Whitefield	69.18%			<i>Thompson and Meserves Purchase</i>	
Tuftonboro	81.20%	Washington	77.32%	Alstead	73.23%	Belmont	68.85%			<i>Wentworth's Location</i>	
Wakefield	81.20%	Weare	77.32%	Charlestown	73.23%	Center Harbor	68.85%				
Wolfeboro	81.20%	Windsor	77.32%	Claremont	73.23%	Danbury	68.85%				
Auburn	80.90%	Hudson	76.49%	Cornish	73.23%	Franklin	68.85%				
Bedford	80.90%	Litchfield	76.49%	Croydon	73.23%	Hill	68.85%				
Candia	80.90%	Merrimack	76.49%	Goshen	73.23%	Meredith	68.85%				
Deerfield	80.90%	Pelham	76.49%	Langdon	73.23%	New Hampton	68.85%				
Goffstown	80.90%	Albany	76.38%	Lempster	73.23%	Northfield	68.85%				
Hooksett	80.90%	Bartlett	76.38%	New London	73.23%	Sanbornton	68.85%				