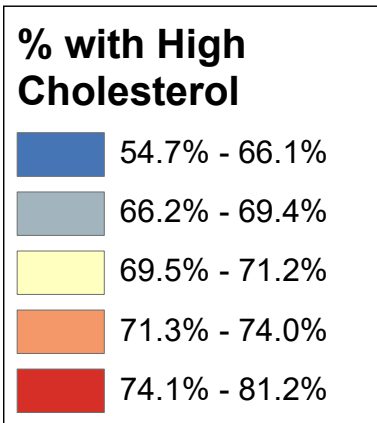
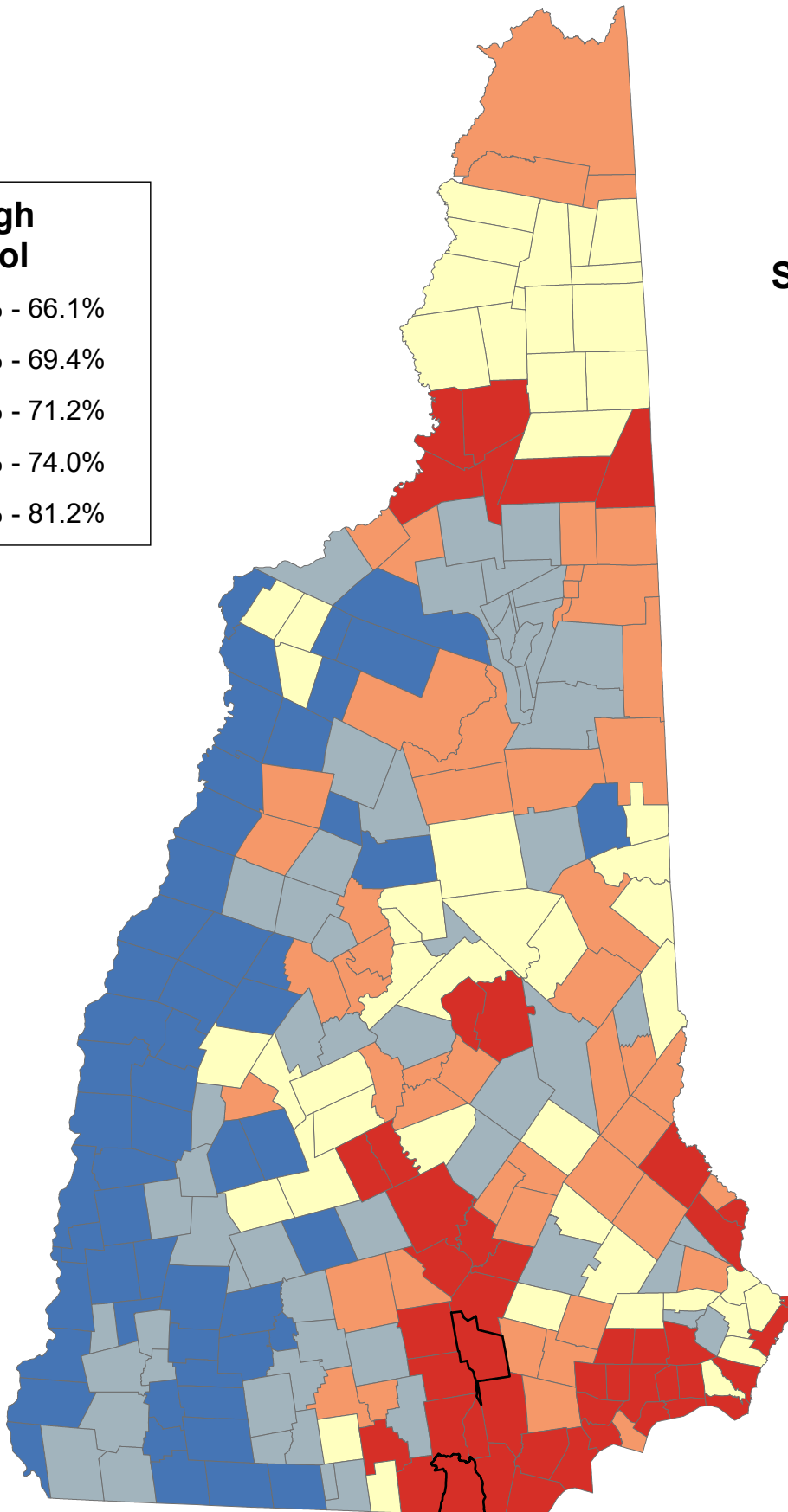


Percentage of Medicare Beneficiaries Age 65+ Years Ever Diagnosed with High Cholesterol

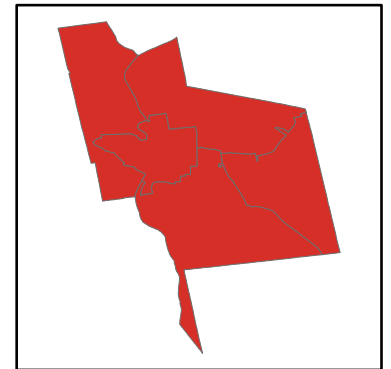


State Average: 72.2%

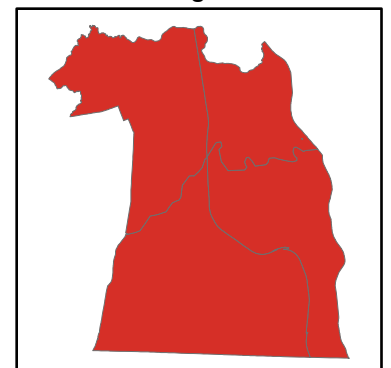
Source: CMS, 2015



Manchester Neighborhoods



Nashua Neighborhoods



% 65+ with High Cholesterol

Acworth	59.77%	Dalton	72.30%	Haverhill	66.11%	Nelson	61.52%	South Hampton	76.16%	Manchester	
Albany	72.42%	Danbury	67.41%	Hebron	67.05%	New Boston	67.13%	Springfield	69.83%	Central Manchester	75.23%
Alexandria	71.58%	Danville	74.67%	Henniker	64.50%	New Castle	76.62%	Stark	77.58%	Manchester: West	79.70%
Allenstown	74.88%	Deerfield	68.77%	Hill	67.41%	New Durham	71.94%	Stewartstown	70.31%	Manchester: South	79.26%
Alstead	59.77%	Deering	66.49%	Hillsborough	66.49%	New Hampton	70.56%	Stoddard	61.52%	Manchester: North	75.55%
Alton	69.30%	Derry	73.13%	Hinsdale	61.22%	New Ipswich	65.82%	Strafford	72.61%	Manchester: East	79.49%
Amherst	67.04%	Dorchester	67.05%	Holderness	69.69%	New London	72.21%	Stratford	70.31%		
Andover	69.46%	Dover	75.87%	Hollis	74.06%	Newbury	65.06%	Stratham	68.72%	Nashua	
Antrim	64.78%	Dublin	59.46%	Hooksett	78.08%	Newfields	68.72%	Sugar Hill	62.80%	Nashua: Zip 03060	77.73%
Ashland	69.69%	Dummer	70.05%	Hopkinton	68.93%	Newington	69.78%	Sullivan	66.84%	Nashua: Zip 03062	77.25%
Atkinson	79.59%	Dunbarton	71.27%	Hudson	77.80%	Newmarket	69.89%	Sunapee	66.36%	Nashua: Zip 03063	76.11%
Auburn	72.04%	Durham	73.85%	Jackson	69.36%	Newport	64.22%	Surry	66.84%	Nashua: Zip 03064	74.37%
Barnstead	70.28%	East Kingston	76.16%	Jaffrey	63.70%	Newton	75.23%	Sutton	65.06%		
Barrington	73.19%	Easton	62.80%	Jefferson	69.44%	North Hampton	71.11%	Swanzey	66.65%		
Bartlett	69.36%	Eaton	71.18%	Keene	66.84%	Northfield	74.02%	Tamworth	67.06%		
Bath	65.43%	Effingham	71.02%	Kensington	74.85%	Northumberland	77.58%	Temple	66.37%		
Bedford	75.59%	Ellsworth	66.13%	Kingston	74.47%	Northwood	71.11%	Thornton	66.63%	Unincorporated Places	
Belmont	72.91%	Enfield	62.47%	Laconia	74.54%	Nottingham	69.46%	Tilton	74.02%	<i>Atkinson and Gilmanton Academy Grant</i>	
Bennington	64.78%	Epping	70.68%	Lancaster	75.82%	Orange	56.69%	Troy	59.46%	<i>Bean's Grant</i>	
Benton	66.11%	Epsom	73.72%	Landaff	69.49%	Orford	59.31%	Tuftonboro	71.02%	<i>Bean's Purchase</i>	
Berlin	77.74%	Errol	70.05%	Langdon	59.77%	Ossipee	72.47%	Unity	64.22%	<i>Cambridge</i>	
Bethlehem	59.91%	Exeter	74.85%	Lebanon	59.43%	Pelham	77.14%	Wakefield	71.02%	<i>Chandler's Purchase</i>	
Boscawen	74.73%	Farmington	72.88%	Lee	66.30%	Pembroke	74.88%	Walpole	62.94%	<i>Crawford's Purchase</i>	
Bow	75.24%	Fitzwilliam	64.25%	Lempster	66.36%	Peterborough	67.60%	Warner	70.09%	<i>Cutt's Grant</i>	
Bradford	70.09%	Francestown	66.37%	Lincoln	71.32%	Piermont	59.31%	Warren	72.16%	<i>Dix's Grant</i>	
Brentwood	74.85%	Franconia	62.80%	Lisbon	69.49%	Pittsburg	73.25%	Washington	66.49%	<i>Dixville</i>	
Bridgewater	71.58%	Franklin	73.46%	Litchfield	77.19%	Pittsfield	72.52%	Waterville Valley	71.32%	<i>Erving's Location</i>	
Bristol	71.58%	Freedom	71.18%	Littleton	67.86%	Plainfield	59.43%	Weare	71.27%	<i>Green's Grant</i>	
Brookfield	69.18%	Fremont	76.60%	Londonderry	75.61%	Plaistow	73.21%	Webster	74.73%	<i>Hadley's Purchase</i>	
Brookline	70.40%	Gilford	74.90%	Loudon	68.16%	Plymouth	71.58%	Wentworth	72.16%	<i>Kilkenny</i>	
Campton	66.13%	Gilmanton	66.30%	Lyman	69.49%	Portsmouth	69.85%	Westmoreland	65.13%	<i>Livermore</i>	
Canaan	56.69%	Gilsum	59.77%	Lyme	59.31%	Randolph	69.44%	Whitefield	72.30%	<i>Low and Burbank's Grant</i>	
Candia	71.23%	Goffstown	78.34%	Lyndeborough	72.32%	Raymond	72.57%	Wilmot	69.83%	<i>Martin's Location</i>	
Canterbury	69.96%	Gorham	72.99%	Madbury	66.30%	Richmond	66.65%	Wilton	69.96%	<i>Millsfield</i>	
Carroll	69.44%	Goshen	66.36%	Madison	64.67%	Rindge	64.25%	Winchester	66.65%	<i>Odell</i>	
Center Harbor	68.78%	Grafton	56.69%	Manchester	78.01%	Rochester	74.62%	Windham	74.97%	<i>Pinkham's Grant</i>	
Charlestown	64.22%	Grantham	63.08%	Marlborough	59.46%	Rollinsford	76.45%	Windsor	66.49%	<i>Sargent's Purchase</i>	
Chatham	71.34%	Greenfield	66.37%	Marlow	59.77%	Roxbury	66.84%	Wolfeboro	73.33%	<i>Second College Grant</i>	
Chester	73.89%	Greenland	69.78%	Mason	68.64%	Rumney	67.05%	Woodstock	66.63%	<i>Success</i>	
Chesterfield	59.71%	Greenville	68.64%	Meredith	70.56%	Rye	74.17%			<i>Thompson and Meserves Purchase</i>	
Chichester	72.52%	Groton	67.05%	Merrimack	74.46%	Salem	80.72%			<i>Wentworth's Location</i>	
Claremont	64.22%	Hale's Location	69.36%	Middleton	71.94%	Salisbury	69.46%				
Clarksville	73.25%	Hampstead	81.24%	Milan	70.05%	Sanbornton	67.41%				
Colebrook	70.31%	Hampton	74.66%	Milford	75.93%	Sandown	74.05%				
Columbia	70.31%	Hampton Falls	70.23%	Milton	72.63%	Sandwich	71.07%				
Concord	74.73%	Hancock	60.68%	Monroe	65.43%	Seabrook	77.82%				
Conway	71.34%	Hanover	54.67%	Mont Vernon	72.32%	Sharon	67.60%				
Cornish	64.22%	Harrisville	61.52%	Moultonborough	71.07%	Shelburne	72.99%				
Croydon	64.22%	Hart's Location	69.36%	Nashua	76.72%	Somersworth	73.13%				

% 65+ with High Cholesterol (Ranked)

Hampstead	81.24%	Epsom	73.72%	Tuftonboro	71.02%	Littleton	67.86%	Fitzwilliam	64.25%	Manchester	
Salem	80.72%	Franklin	73.46%	Epping	70.68%	Peterborough	67.60%	Rindge	64.25%	Manchester: West	79.70%
Atkinson	79.59%	Wolfeboro	73.33%	Meredith	70.56%	Sharon	67.60%	Charlestown	64.22%	Manchester: East	79.49%
Goffstown	78.34%	Clarksville	73.25%	New Hampton	70.56%	Danbury	67.41%	Claremont	64.22%	Manchester: South	79.26%
Hooksett	78.08%	Pittsburg	73.25%	Brookline	70.40%	Hill	67.41%	Cornish	64.22%	Manchester: North	75.55%
Manchester	78.01%	Plaistow	73.21%	Colebrook	70.31%	Sanbornton	67.41%	Croydon	64.22%	Central Manchester	75.23%
Seabrook	77.82%	Barrington	73.19%	Columbia	70.31%	New Boston	67.13%	Newport	64.22%		
Hudson	77.80%	Somersworth	73.13%	Stewartstown	70.31%	Tamworth	67.06%	Unity	64.22%	Nashua	
Berlin	77.74%	Derry	73.13%	Stratford	70.31%	Dorchester	67.05%	Jaffrey	63.70%	Nashua: Zip 03060	77.73%
Northumberland	77.58%	Gorham	72.99%	Barnstead	70.28%	Groton	67.05%	Grantham	63.08%	Nashua: Zip 03062	77.25%
Stark	77.58%	Shelburne	72.99%	Hampton Falls	70.23%	Hebron	67.05%	Walpole	62.94%	Nashua: Zip 03063	76.11%
Litchfield	77.19%	Belmont	72.91%	Bradford	70.09%	Rumney	67.05%	Easton	62.80%	Nashua: Zip 03064	74.37%
Pelham	77.14%	Farmington	72.88%	Warner	70.09%	Amherst	67.04%	Franconia	62.80%		
Nashua	76.72%	Milton	72.63%	Dummer	70.05%	Keene	66.84%	Sugar Hill	62.80%		
New Castle	76.62%	Strafford	72.61%	Errol	70.05%	Roxbury	66.84%	Enfield	62.47%		
Fremont	76.60%	Raymond	72.57%	Milan	70.05%	Sullivan	66.84%	Harrisville	61.52%		
Rollinsford	76.45%	Chichester	72.52%	Canterbury	69.96%	Surry	66.84%	Nelson	61.52%	Unincorporated Places	
East Kingston	76.16%	Pittsfield	72.52%	Wilton	69.96%	Richmond	66.65%	Stoddard	61.52%	<i>Atkinson and Gilmanton Academy Grant</i>	
South Hampton	76.16%	Ossipee	72.47%	Newmarket	69.89%	Swanzy	66.65%	Hinsdale	61.22%	<i>Bean's Grant</i>	
Milford	75.93%	Albany	72.42%	Portsmouth	69.85%	Winchester	66.65%	Hancock	60.68%	<i>Bean's Purchase</i>	
Dover	75.87%	Lyndeborough	72.32%	Springfield	69.83%	Thornton	66.63%	Bethlehem	59.91%	<i>Cambridge</i>	
Lancaster	75.82%	Mont Vernon	72.32%	Wilmot	69.83%	Woodstock	66.63%	Acworth	59.77%	<i>Chandler's Purchase</i>	
Londonderry	75.61%	Dalton	72.30%	Greenland	69.78%	Deering	66.49%	Lyme	59.77%	<i>Crawford's Purchase</i>	
Bedford	75.59%	Whitefield	72.30%	Newington	69.78%	Hillsborough	66.49%	Gilsum	59.77%	<i>Cutt's Grant</i>	
Bow	75.24%	New London	72.21%	Ashland	69.69%	Washington	66.49%	Langdon	59.77%	<i>Dix's Grant</i>	
Newton	75.23%	Warren	72.16%	Holderness	69.69%	Windsor	66.49%	Marlow	59.77%	<i>Dixville</i>	
Windham	74.97%	Wentworth	72.16%	Landaff	69.49%	Francestown	66.37%	Chesterfield	59.71%	<i>Erving's Location</i>	
Gilford	74.90%	Auburn	72.04%	Lisbon	69.49%	Greenfield	66.37%	Dublin	59.46%	<i>Green's Grant</i>	
Allenstown	74.88%	Middleton	71.94%	Lyman	69.49%	Temple	66.37%	Marlborough	59.46%	<i>Hadley's Purchase</i>	
Pembroke	74.88%	New Durham	71.94%	Andover	69.46%	Goshen	66.36%	Troy	59.46%	<i>Kilkenny</i>	
Brentwood	74.85%	Alexandria	71.58%	Salisbury	69.46%	Lempster	66.36%	Lebanon	59.43%	<i>Livermore</i>	
Exeter	74.85%	Bridgewater	71.58%	Nottingham	69.46%	Sunapee	66.36%	Plainfield	59.43%	<i>Low and Burbank's Grant</i>	
Kensington	74.85%	Bristol	71.58%	Carroll	69.44%	Lee	66.30%	Lyme	59.31%	<i>Martin's Location</i>	
Boscawen	74.73%	Plymouth	71.58%	Jefferson	69.44%	Madbury	66.30%	Orford	59.31%	<i>Millsfield</i>	
Concord	74.73%	Chatham	71.34%	Randolph	69.44%	Gilmanton	66.30%	Piermont	59.31%	<i>Odell</i>	
Webster	74.73%	Conway	71.34%	Bartlett	69.36%	Campton	66.13%	Canaan	56.69%	<i>Pinkham's Grant</i>	
Danville	74.67%	Lincoln	71.32%	Hale's Location	69.36%	Ellsworth	66.13%	Grafton	56.69%	<i>Sargent's Purchase</i>	
Hampton	74.66%	Waterville Valley	71.32%	Hart's Location	69.36%	Benton	66.11%	Orange	56.69%	<i>Second College Grant</i>	
Rochester	74.62%	Dunbarton	71.27%	Jackson	69.36%	Haverhill	66.11%	Hanover	54.67%	<i>Success</i>	
Laconia	74.54%	Weare	71.27%	Alton	69.30%	New Ipswich	65.82%			<i>Thompson and Meserves Purchase</i>	
Kingston	74.47%	Candia	71.23%	Brookfield	69.18%	Bath	65.43%			<i>Wentworth's Location</i>	
Merrimack	74.46%	Eaton	71.18%	Hopkinton	68.93%	Monroe	65.43%				
Rye	74.17%	Freedom	71.18%	Center Harbor	68.78%	Westmoreland	65.13%				
Hollis	74.06%	Northwood	71.11%	Deerfield	68.77%	Newbury	65.06%				
Sandown	74.05%	North Hampton	71.11%	Newfields	68.72%	Sutton	65.06%				
Northfield	74.02%	Moultonborough	71.07%	Stratham	68.72%	Antrim	64.78%				
Tilton	74.02%	Sandwich	71.07%	Greenville	68.64%	Bennington	64.78%				
Chester	73.89%	Effingham	71.02%	Mason	68.64%	Madison	64.67%				
Durham	73.85%	Wakefield	71.02%	Loudon	68.16%	Henniker	64.50%				