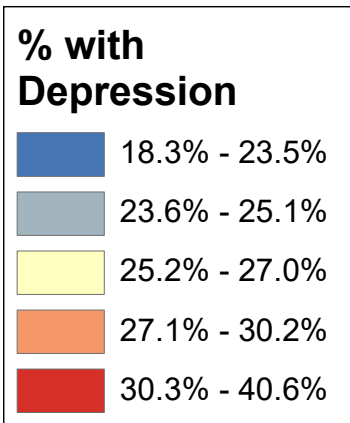
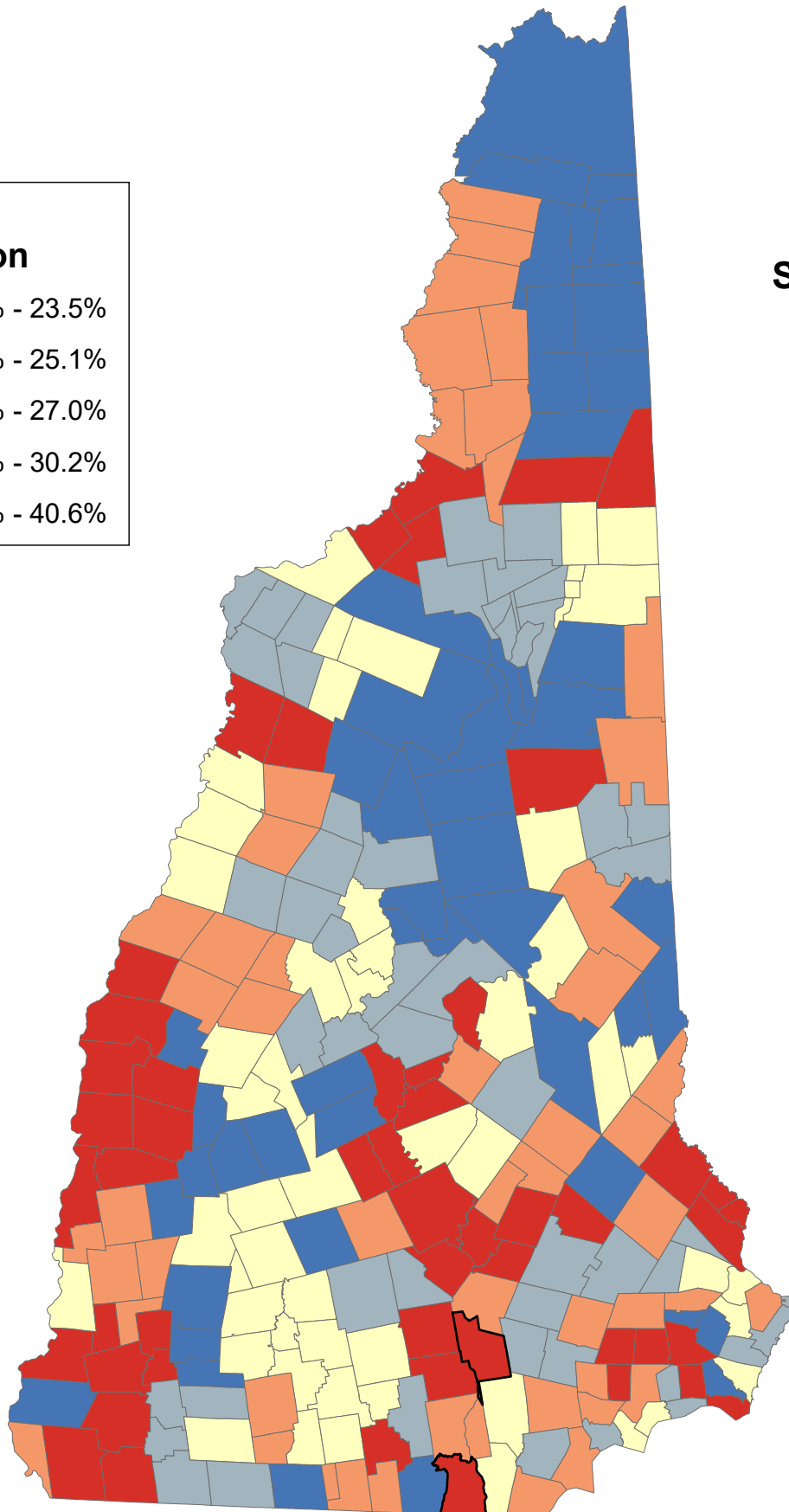


# Percentage of Medicare Beneficiaries Age 65+ Years Ever Diagnosed with Depression

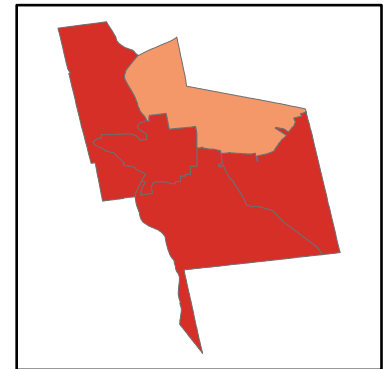


**State Average: 28.8%**

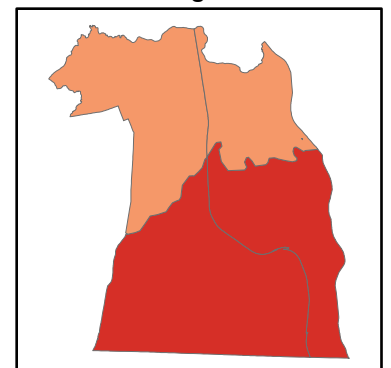
Source: CMS, 2015



**Manchester Neighborhoods**



**Nashua Neighborhoods**



## % 65+ with Depression

Acworth	28.25%	Dalton	33.23%	Haverhill	31.21%	Nelson	21.14%	South Hampton	24.94%	<b>Manchester</b>	
Albany	34.40%	Danbury	25.11%	Hebron	23.76%	New Boston	26.58%	Springfield	25.61%	Central Manchester	40.56%
Alexandria	25.56%	Danville	33.24%	Henniker	23.39%	New Castle	24.24%	Stark	30.25%	Manchester: West	35.05%
Allenstown	31.42%	Deerfield	24.85%	Hill	25.11%	New Durham	26.75%	Stewartstown	27.80%	Manchester: South	32.78%
Alstead	28.25%	Deering	26.84%	Hillsborough	26.84%	New Hampton	24.49%	Stoddard	21.14%	Manchester: North	29.62%
Alton	22.88%	Derry	30.10%	Hinsdale	27.03%	New Ipswich	22.14%	Strafford	22.10%	Manchester: East	31.64%
Amherst	23.75%	Dorchester	23.76%	Holderness	22.32%	New London	25.48%	Stratford	27.80%		
Andover	23.30%	Dover	32.94%	Hollis	22.72%	Newbury	23.47%	Stratham	22.33%	<b>Nashua</b>	
Antrim	27.02%	Dublin	24.25%	Hooksett	29.19%	Newfields	22.33%	Sugar Hill	25.20%	Nashua: Zip 03060	34.56%
Ashland	22.32%	Dummer	18.26%	Hopkinton	29.24%	Newington	25.55%	Sullivan	31.18%	Nashua: Zip 03062	30.41%
Atkinson	24.05%	Dunbarton	24.56%	Hudson	26.26%	Newmarket	29.41%	Sunapee	22.11%	Nashua: Zip 03063	29.06%
Auburn	24.68%	Durham	26.90%	Jackson	23.42%	Newport	31.25%	Surry	31.18%	Nashua: Zip 03064	28.83%
Barnstead	28.29%	East Kingston	24.94%	Jaffrey	26.78%	Newton	25.91%	Sutton	23.47%		
Barrington	29.48%	Easton	25.20%	Jefferson	24.13%	North Hampton	24.92%	Swanzey	30.41%		
Bartlett	23.42%	Eaton	24.17%	Keene	31.18%	Northfield	31.81%	Tamworth	25.44%		
Bath	24.92%	Effingham	21.25%	Kensington	32.27%	Northumberland	30.25%	Temple	25.97%		
Bedford	30.42%	Ellsworth	25.09%	Kingston	28.14%	Northwood	32.21%	Thornton	22.92%	<b>Unincorporated Places</b>	
Belmont	27.02%	Enfield	28.97%	Laconia	31.22%	Nottingham	24.54%	Tilton	31.81%	<i>Atkinson and Gilmanton Academy Grant</i>	
Bennington	27.02%	Epping	27.83%	Lancaster	35.89%	Orange	27.29%	Troy	24.25%	<i>Bean's Grant</i>	
Benton	31.21%	Epsom	30.63%	Landaff	25.09%	Orford	26.52%	Tuftonboro	25.22%	<i>Bean's Purchase</i>	
Berlin	30.59%	Errol	18.26%	Langdon	28.25%	Ossipee	28.01%	Unity	31.25%	<i>Cambridge</i>	
Bethlehem	22.31%	Exeter	32.27%	Lebanon	33.32%	Pelham	27.12%	Wakefield	21.25%	<i>Chandler's Purchase</i>	
Boscawen	35.37%	Farmington	28.96%	Lee	23.68%	Pembroke	31.42%	Walpole	26.21%	<i>Crawford's Purchase</i>	
Bow	31.46%	Fitzwilliam	24.51%	Lempster	22.11%	Peterborough	28.70%	Warner	26.60%	<i>Cutt's Grant</i>	
Bradford	26.60%	Francestown	25.97%	Lincoln	21.23%	Piermont	26.52%	Warren	28.77%	<i>Dix's Grant</i>	
Brentwood	32.27%	Franconia	25.20%	Lisbon	25.09%	Pittsburg	23.04%	Washington	26.84%	<i>Dixville</i>	
Bridgewater	25.56%	Franklin	31.13%	Litchfield	27.92%	Pittsfield	28.92%	Waterville Valley	21.23%	<i>Erving's Location</i>	
Bristol	25.56%	Freedom	24.17%	Littleton	26.27%	Plainfield	33.32%	Weare	24.56%	<i>Green's Grant</i>	
Brookfield	22.02%	Fremont	32.73%	Londonderry	26.97%	Plaistow	25.16%	Webster	35.37%	<i>Hadley's Purchase</i>	
Brookline	27.65%	Gilford	25.42%	Loudon	25.65%	Plymouth	25.56%	Wentworth	28.77%	<i>Kilkenny</i>	
Campton	25.09%	Gilmanton	23.50%	Lyman	25.09%	Portsmouth	29.42%	Westmoreland	33.07%	<i>Livermore</i>	
Canaan	27.29%	Gilsum	28.25%	Lyme	26.52%	Randolph	24.13%	Whitefield	33.23%	<i>Low and Burbank's Grant</i>	
Candia	23.89%	Goffstown	36.03%	Lyndeborough	26.11%	Raymond	27.93%	Wilmot	25.61%	<i>Martin's Location</i>	
Canterbury	26.35%	Gorham	26.85%	Madbury	23.68%	Richmond	30.41%	Wilton	25.37%	<i>Millsfield</i>	
Carroll	24.13%	Goshen	22.11%	Madison	24.55%	Rindge	24.51%	Winchester	30.41%	<i>Odell</i>	
Center Harbor	19.87%	Grafton	27.29%	Manchester	33.87%	Rochester	32.96%	Windham	24.23%	<i>Pinkham's Grant</i>	
Charlestown	31.25%	Grantham	21.53%	Marlborough	24.25%	Rollinsford	32.05%	Windsor	26.84%	<i>Sargent's Purchase</i>	
Chatham	29.54%	Greenfield	25.97%	Marlow	28.25%	Roxbury	31.18%	Wolfeboro	27.35%	<i>Second College Grant</i>	
Chester	24.05%	Greenland	25.55%	Mason	28.79%	Rumney	23.76%	Woodstock	22.92%	<i>Success</i>	
Chesterfield	22.29%	Greenville	28.79%	Meredith	24.49%	Rye	23.51%			<i>Thompson and Meserves Purchase</i>	
Chichester	28.92%	Groton	23.76%	Merrimack	27.69%	Salem	27.19%			<i>Wentworth's Location</i>	
Claremont	31.25%	Hale's Location	23.42%	Middleton	26.75%	Salisbury	23.30%				
Clarksville	23.04%	Hampstead	27.33%	Milan	18.26%	Sanbornton	25.11%				
Colebrook	27.80%	Hampton	26.65%	Milford	30.29%	Sandown	28.42%				
Columbia	27.80%	Hampton Falls	22.70%	Milton	30.17%	Sandwich	20.88%				
Concord	35.37%	Hancock	25.40%	Monroe	24.92%	Seabrook	34.30%				
Conway	29.54%	Hanover	29.55%	Mont Vernon	26.11%	Sharon	28.70%				
Cornish	31.25%	Harrisville	21.14%	Moultonborough	20.88%	Shelburne	26.85%				
Croydon	31.25%	Hart's Location	23.42%	Nashua	31.12%	Somersworth	32.30%				

## % 65+ with Depression (Ranked)

Goffstown	36.03%	Milford	30.29%	Belmont	27.02%	Plaistow	25.16%	Hale's Location	23.42%	<b>Manchester</b>	
Lancaster	35.89%	Northumberland	30.25%	Antrim	27.02%	Danbury	25.11%	Hart's Location	23.42%	Central Manchester	40.56%
Boscawen	35.37%	Stark	30.25%	Bennington	27.02%	Hill	25.11%	Jackson	23.42%	Manchester: West	35.05%
Concord	35.37%	Milton	30.17%	Londonderry	26.97%	Sanbornton	25.11%	Henniker	23.39%	Manchester: South	32.78%
Webster	35.37%	Derry	30.10%	Durham	26.90%	Landaff	25.09%	Andover	23.30%	Manchester: East	31.64%
Albany	34.40%	Hanover	29.55%	Gorham	26.85%	Lisbon	25.09%	Salisbury	23.30%	Manchester: North	29.62%
Seabrook	34.30%	Chatham	29.54%	Shelburne	26.85%	Lyman	25.09%	Clarksville	23.04%		
Manchester	33.87%	Conway	29.54%	Deering	26.84%	Campton	25.09%	Pittsburg	23.04%	<b>Nashua</b>	
Lebanon	33.32%	Barrington	29.48%	Hillsborough	26.84%	Ellsworth	25.09%	Thornton	22.92%	Nashua: Zip 03060	34.56%
Plainfield	33.32%	Portsmouth	29.42%	Washington	26.84%	East Kingston	24.94%	Woodstock	22.92%	Nashua: Zip 03062	30.41%
Danville	33.24%	Newmarket	29.41%	Windsor	26.84%	South Hampton	24.94%	Alton	22.88%	Nashua: Zip 03063	29.06%
Dalton	33.23%	Hopkinton	29.24%	Jaffrey	26.78%	North Hampton	24.92%	Hollis	22.72%	Nashua: Zip 03064	28.83%
Whitefield	33.23%	Hooksett	29.19%	Middleton	26.75%	Bath	24.92%	Hampton Falls	22.70%		
Westmoreland	33.07%	Enfield	28.97%	New Durham	26.75%	Monroe	24.92%	Newfields	22.33%		
Rochester	32.96%	Farmington	28.96%	Hampton	26.65%	Deerfield	24.85%	Stratham	22.33%		
Dover	32.94%	Chichester	28.92%	Bradford	26.60%	Auburn	24.68%	Ashland	22.32%		
Fremont	32.73%	Pittsfield	28.92%	Warner	26.60%	Dunbarton	24.56%	Holderness	22.32%	<b>Unincorporated Places</b>	
Somersworth	32.30%	Greenville	28.79%	New Boston	26.58%	Weare	24.56%	Bethlehem	22.31%	<i>Atkinson and Gilmanton Academy Grant</i>	
Brentwood	32.27%	Mason	28.79%	Lyme	26.52%	Madison	24.55%	Chesterfield	22.29%	<i>Bean's Grant</i>	
Exeter	32.27%	Warren	28.77%	Orford	26.52%	Nottingham	24.54%	New Ipswich	22.14%	<i>Bean's Purchase</i>	
Kensington	32.27%	Wentworth	28.77%	Piermont	26.52%	Fitzwilliam	24.51%	Goshen	22.11%	<i>Cambridge</i>	
Northwood	32.21%	Peterborough	28.70%	Canterbury	26.35%	Rindge	24.51%	Lempster	22.11%	<i>Chandler's Purchase</i>	
Rollinsford	32.05%	Sharon	28.70%	Littleton	26.27%	Meredith	24.49%	Stoddard	22.11%	<i>Crawford's Purchase</i>	
Northfield	31.81%	Sandown	28.42%	Hudson	26.26%	New Hampton	24.49%	Strafford	22.10%	<i>Cutt's Grant</i>	
Tilton	31.81%	Barnstead	28.29%	Walpole	26.21%	Dublin	24.25%	Brookfield	22.02%	<i>Dix's Grant</i>	
Bow	31.46%	Acworth	28.25%	Lyndeborough	26.11%	Marlborough	24.25%	Grantham	21.53%	<i>Dixville</i>	
Allenstown	31.42%	Alstead	28.25%	Mont Vernon	26.11%	Troy	24.25%	Effingham	21.25%	<i>Erving's Location</i>	
Pembroke	31.42%	Gilsum	28.25%	Francestown	25.97%	New Castle	24.24%	Wakefield	21.25%	<i>Green's Grant</i>	
Charlestown	31.25%	Langdon	28.25%	Greenfield	25.97%	Windham	24.23%	Lincoln	21.23%	<i>Hadley's Purchase</i>	
Claremont	31.25%	Marlow	28.25%	Temple	25.97%	Eaton	24.17%	Waterville Valley	21.23%	<i>Kilkenny</i>	
Cornish	31.25%	Kingston	28.14%	Newton	25.91%	Freedom	24.17%	Harrisville	21.14%	<i>Livermore</i>	
Croydon	31.25%	Ossipee	28.01%	Loudon	25.65%	Carroll	24.13%	Nelson	21.14%	<i>Low and Burbank's Grant</i>	
Newport	31.25%	Raymond	27.93%	Springfield	25.61%	Jefferson	24.13%	Stoddard	21.14%	<i>Martin's Location</i>	
Unity	31.25%	Litchfield	27.92%	Wilmot	25.61%	Randolph	24.13%	Moultonborough	20.88%	<i>Millsfield</i>	
Laconia	31.22%	Epping	27.83%	Alexandria	25.56%	Chester	24.05%	Sandwich	20.88%	<i>Odell</i>	
Benton	31.21%	Colebrook	27.80%	Bridgewater	25.56%	Atkinson	24.05%	Center Harbor	19.87%	<i>Pinkham's Grant</i>	
Haverhill	31.21%	Columbia	27.80%	Bristol	25.56%	Candia	23.89%	Dummer	18.26%	<i>Sargent's Purchase</i>	
Keene	31.18%	Stewartstown	27.80%	Plymouth	25.56%	Dorchester	23.76%	Errol	18.26%	<i>Second College Grant</i>	
Roxbury	31.18%	Stratford	27.80%	Greenland	25.55%	Groton	23.76%	Milan	18.26%	<i>Success</i>	
Sullivan	31.18%	Merrimack	27.69%	Newington	25.55%	Hebron	23.76%			<i>Thompson and Meserves Purchase</i>	
Surry	31.18%	Brookline	27.65%	New London	25.48%	Rumney	23.76%			<i>Wentworth's Location</i>	
Franklin	31.13%	Wolfeboro	27.35%	Tamworth	25.44%	Amherst	23.75%				
Nashua	31.12%	Hampstead	27.33%	Gilford	25.42%	Lee	23.68%				
Epsom	30.63%	Canaan	27.29%	Hancock	25.40%	Madbury	23.68%				
Berlin	30.59%	Grafton	27.29%	Wilton	25.37%	Rye	23.51%				
Bedford	30.42%	Orange	27.29%	Tuftonboro	25.22%	Gilmanton	23.50%				
Richmond	30.41%	Salem	27.19%	Easton	25.20%	Newbury	23.47%				
Swanzy	30.41%	Pelham	27.12%	Franconia	25.20%	Sutton	23.47%				
Winchester	30.41%	Hinsdale	27.03%	Sugar Hill	25.20%	Bartlett	23.42%				