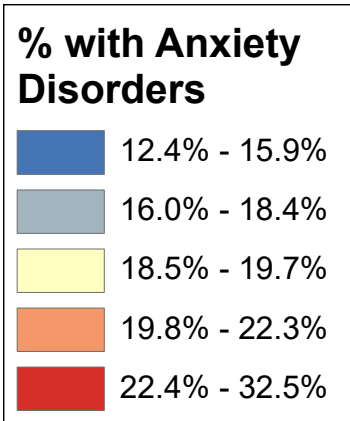
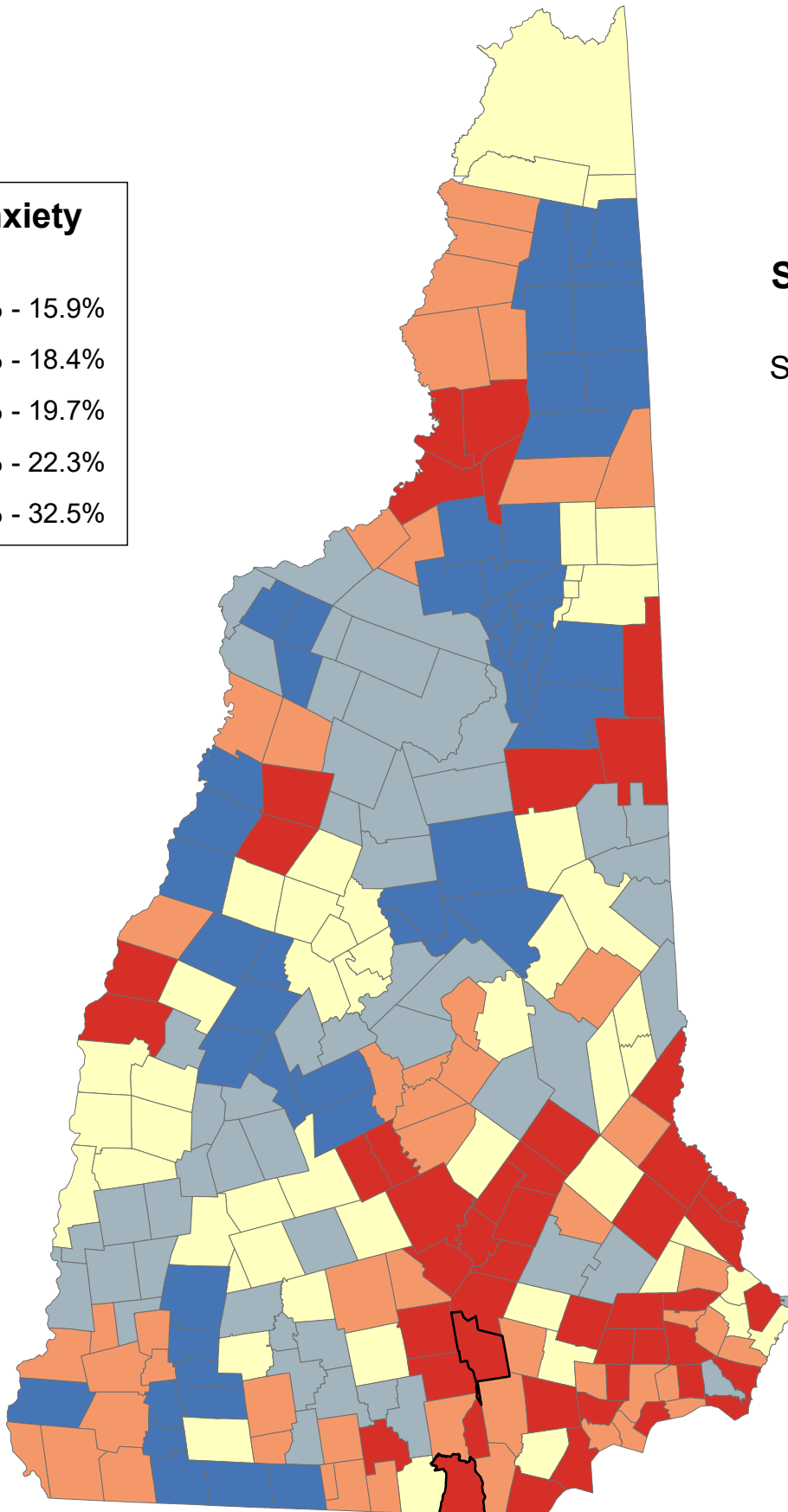


Percentage of Medicare Beneficiaries Age 65+ Years Ever Diagnosed with Anxiety Disorders

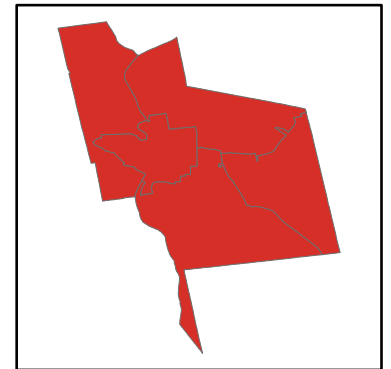


State Average: 21.9%

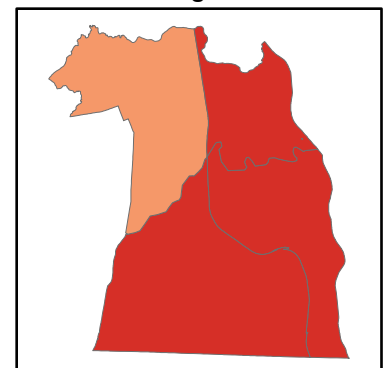
Source: CMS, 2014, 2015



Manchester Neighborhoods



Nashua Neighborhoods



% 65+ with Anxiety Disorders

Acworth	17.25%	Dalton	22.11%	Haverhill	21.50%	Nelson	15.27%	South Hampton	21.68%	Manchester	
Albany	22.55%	Danbury	17.72%	Hebron	18.60%	New Boston	18.74%	Springfield	15.34%	Central Manchester	32.43%
Alexandria	19.71%	Danville	25.54%	Henniker	17.43%	New Castle	17.10%	Stark	22.45%	Manchester: West	29.40%
Allenstown	25.34%	Deerfield	17.74%	Hill	17.72%	New Durham	18.67%	Stewartstown	21.27%	Manchester: South	26.74%
Alstead	17.25%	Deering	18.81%	Hillsborough	18.81%	New Hampton	18.11%	Stoddard	15.27%	Manchester: North	23.58%
Alton	17.75%	Derry	24.87%	Hinsdale	20.42%	New Ipswich	15.62%	Strafford	19.33%	Manchester: East	26.08%
Amherst	17.80%	Dorchester	18.60%	Holderness	15.62%	New London	17.92%	Stratford	21.27%		
Andover	13.98%	Dover	26.66%	Hollis	18.59%	Newbury	16.72%	Stratham	19.71%	Nashua	
Antrim	16.66%	Dublin	15.14%	Hooksett	24.10%	Newfields	19.71%	Sugar Hill	17.16%	Nashua: Zip 03060	26.60%
Ashland	15.62%	Dummer	12.45%	Hopkinton	19.57%	Newington	19.51%	Sullivan	22.28%	Nashua: Zip 03062	23.44%
Atkinson	20.09%	Dunbarton	19.93%	Hudson	20.65%	Newmarket	22.71%	Sunapee	15.96%	Nashua: Zip 03063	21.65%
Auburn	21.90%	Durham	21.37%	Jackson	14.11%	Newport	19.13%	Surry	22.28%	Nashua: Zip 03064	24.75%
Barnstead	24.82%	East Kingston	21.68%	Jaffrey	19.34%	Newton	23.33%	Sutton	16.72%		
Barrington	22.79%	Easton	17.16%	Jefferson	15.31%	North Hampton	21.76%	Swanzy	20.92%		
Bartlett	14.11%	Eaton	16.87%	Keene	22.28%	Northfield	20.64%	Tamworth	18.69%		
Bath	16.36%	Effingham	17.10%	Kensington	24.57%	Northumberland	22.45%	Temple	16.90%		
Bedford	23.98%	Ellsworth	18.37%	Kingston	21.01%	Northwood	21.94%	Thornton	16.69%	Unincorporated Places	
Belmont	21.40%	Enfield	18.67%	Laconia	21.61%	Nottingham	17.31%	Tilton	20.64%	<i>Atkinson and Gilmanton Academy Grant</i>	
Bennington	16.66%	Epping	23.70%	Lancaster	24.12%	Orange	15.28%	Troy	15.14%	<i>Bean's Grant</i>	
Benton	21.50%	Epsum	26.28%	Landaff	12.35%	Orford	14.69%	Tuftonboro	18.51%	<i>Bean's Purchase</i>	
Berlin	21.21%	Errol	12.45%	Langdon	17.25%	Ossipee	18.41%	Unity	19.13%	<i>Cambridge</i>	
Bethlehem	16.11%	Exeter	24.57%	Lebanon	23.29%	Pelham	22.47%	Wakefield	17.10%	<i>Chandler's Purchase</i>	
Boscawen	28.76%	Farmington	22.05%	Lee	18.56%	Pembroke	25.34%	Walpole	16.10%	<i>Crawford's Purchase</i>	
Bow	24.36%	Fitzwilliam	15.93%	Lempster	15.96%	Peterborough	20.52%	Warner	18.63%	<i>Cutt's Grant</i>	
Bradford	18.63%	Francestown	16.90%	Lincoln	17.65%	Piermont	14.69%	Warren	25.95%	<i>Dix's Grant</i>	
Brentwood	24.57%	Franconia	17.16%	Lisbon	12.35%	Pittsburg	19.45%	Washington	18.81%	<i>Dixville</i>	
Bridgewater	19.71%	Franklin	22.16%	Litchfield	23.31%	Pittsfield	25.13%	Waterville Valley	17.65%	<i>Erving's Location</i>	
Bristol	19.71%	Freedom	16.87%	Littleton	16.36%	Plainfield	23.29%	Weare	19.93%	<i>Green's Grant</i>	
Brookfield	19.34%	Fremont	25.35%	Londonderry	21.71%	Plaisow	20.89%	Webster	28.76%	<i>Hadley's Purchase</i>	
Brookline	19.82%	Gilford	18.85%	Loudon	18.61%	Plymouth	19.71%	Wentworth	25.95%	<i>Kilkenny</i>	
Campton	18.37%	Gilmanton	16.42%	Lyman	12.35%	Portsmouth	23.40%	Westmoreland	21.21%	<i>Livermore</i>	
Canaan	15.28%	Gilsum	17.25%	Lyme	14.69%	Randolph	15.31%	Whitefield	22.11%	<i>Low and Burbank's Grant</i>	
Candia	19.15%	Goffstown	27.29%	Lyndeborough	16.46%	Raymond	24.32%	Wilmot	15.34%	<i>Martin's Location</i>	
Canterbury	21.19%	Gorham	18.69%	Madbury	18.56%	Richmond	20.92%	Wilton	20.79%	<i>Millsfield</i>	
Carroll	15.31%	Goshen	15.96%	Madison	16.72%	Rindge	15.93%	Winchester	20.92%	<i>Odell</i>	
Center Harbor	14.82%	Grafton	15.28%	Manchester	27.76%	Rochester	25.90%	Windham	18.99%	<i>Pinkham's Grant</i>	
Charlestown	19.13%	Grantham	15.98%	Marlborough	15.14%	Rollinsford	25.71%	Windsor	18.81%	<i>Sargent's Purchase</i>	
Chatham	23.26%	Greenfield	16.90%	Marlow	17.25%	Roxbury	22.28%	Wolfeboro	21.01%	<i>Second College Grant</i>	
Chester	19.36%	Greenland	19.51%	Mason	20.34%	Rumney	18.60%	Woodstock	16.69%	<i>Success</i>	
Chesterfield	15.82%	Greenville	20.34%	Meredith	18.11%	Rye	18.84%			<i>Thompson and Meserves Purchase</i>	
Chichester	25.13%	Groton	18.60%	Merrimack	21.28%	Salem	23.97%			<i>Wentworth's Location</i>	
Claremont	19.13%	Hale's Location	14.11%	Middleton	18.67%	Salisbury	13.98%				
Clarksville	19.45%	Hampstead	22.66%	Milan	12.45%	Sanbornton	17.72%				
Colebrook	21.27%	Hampton	22.68%	Milford	23.80%	Sandown	21.07%				
Columbia	21.27%	Hampton Falls	16.48%	Milton	22.87%	Sandwich	12.74%				
Concord	28.76%	Hancock	18.52%	Monroe	16.36%	Seabrook	27.65%				
Conway	23.26%	Hanover	22.19%	Mont Vernon	16.46%	Sharon	20.52%				
Cornish	19.13%	Harrisville	15.27%	Moultonborough	12.74%	Shelburne	18.69%				
Croydon	19.13%	Hart's Location	14.11%	Nashua	24.28%	Somersworth	26.01%				

% 65+ with Anxiety Disorders (Ranked)

Boscawen	28.76%	Keene	22.28%	Stratham	19.71%	Ellsworth	18.37%	Sunapee	15.96%	Manchester	
Concord	28.76%	Roxbury	22.28%	Alexandria	19.71%	Meredith	18.11%	Fitzwilliam	15.93%	Central Manchester	32.43%
Webster	28.76%	Sullivan	22.28%	Bridgewater	19.71%	New Hampton	18.11%	Rindge	15.93%	Manchester: West	29.40%
Manchester	27.76%	Surry	22.28%	Bristol	19.71%	New London	17.92%	Chesterfield	15.82%	Manchester: South	26.74%
Seabrook	27.65%	Hanover	22.19%	Plymouth	19.71%	Amherst	17.80%	Ashland	15.62%	Manchester: East	26.08%
Goffstown	27.29%	Franklin	22.16%	Hopkinton	19.57%	Alton	17.75%	Holderness	15.62%	Manchester: North	23.58%
Dover	26.66%	Dalton	22.11%	Greenland	19.51%	Deerfield	17.74%	New Ipswich	15.62%		
Epsom	26.28%	Whitefield	22.11%	Newington	19.51%	Danbury	17.72%	Springfield	15.34%	Nashua	
Somersworth	26.01%	Farmington	22.05%	Clarksville	19.45%	Hill	17.72%	Wilmot	15.34%	Nashua: Zip 03060	26.60%
Warren	25.95%	Northwood	21.94%	Pittsburg	19.45%	Sanbornton	17.72%	Carroll	15.31%	Nashua: Zip 03064	24.75%
Wentworth	25.95%	Auburn	21.90%	Chester	19.36%	Lincoln	17.65%	Jefferson	15.31%	Nashua: Zip 03062	23.44%
Rochester	25.90%	North Hampton	21.76%	Brookfield	19.34%	Waterville Valley	17.65%	Randolph	15.31%	Nashua: Zip 03063	21.65%
Rollinsford	25.71%	Londonderry	21.71%	Jaffrey	19.34%	Henniker	17.43%	Canaan	15.28%		
Danville	25.54%	East Kingston	21.68%	Strafford	19.33%	Nottingham	17.31%	Grafton	15.28%		
Fremont	25.35%	South Hampton	21.68%	Candia	19.15%	Acworth	17.25%	Orange	15.28%		
Allenstown	25.34%	Laconia	21.61%	Charlestown	19.13%	Alstead	17.25%	Harrisville	15.27%		
Pembroke	25.34%	Benton	21.50%	Claremont	19.13%	Gilsum	17.25%	Nelson	15.27%	Unincorporated Places	
Chichester	25.13%	Haverhill	21.50%	Cornish	19.13%	Langdon	17.25%	Stoddard	15.27%	<i>Atkinson and Gilmanton Academy Grant</i>	
Pittsfield	25.13%	Belmont	21.40%	Croydon	19.13%	Marlow	17.25%	Dublin	15.14%	<i>Bean's Grant</i>	
Derry	24.87%	Durham	21.37%	Newport	19.13%	Easton	17.16%	Marlborough	15.14%	<i>Bean's Purchase</i>	
Barnstead	24.82%	Merrimack	21.28%	Unity	19.13%	Franconia	17.16%	Troy	15.14%	<i>Cambridge</i>	
Brentwood	24.57%	Colebrook	21.27%	Windham	18.99%	Sugar Hill	17.16%	Center Harbor	14.82%	<i>Chandler's Purchase</i>	
Exeter	24.57%	Columbia	21.27%	Gilford	18.85%	Effingham	17.10%	Sandwich	14.69%	<i>Crawford's Purchase</i>	
Kensington	24.57%	Stewartstown	21.27%	Rye	18.84%	Wakefield	17.10%	Orford	14.69%	<i>Cutt's Grant</i>	
Bow	24.36%	Stratford	21.27%	Deering	18.81%	New Castle	17.10%	Piermont	14.69%	<i>Dix's Grant</i>	
Raymond	24.32%	Westmoreland	21.21%	Hillsborough	18.81%	Francestown	16.90%	Bartlett	14.11%	<i>Dixville</i>	
Nashua	24.28%	Berlin	21.21%	Washington	18.81%	Greenfield	16.90%	Hale's Location	14.11%	<i>Erving's Location</i>	
Lancaster	24.12%	Canterbury	21.19%	Windsor	18.81%	Temple	16.90%	Hart's Location	14.11%	<i>Green's Grant</i>	
Hooksett	24.10%	Sandown	21.07%	New Boston	18.74%	Eaton	16.87%	Jackson	14.11%	<i>Hadley's Purchase</i>	
Bedford	23.98%	Wolfeboro	21.01%	Gorham	18.69%	Freedom	16.87%	Andover	13.98%	<i>Kilkenny</i>	
Salem	23.97%	Kingston	21.01%	Shelburne	18.69%	Newbury	16.72%	Salisbury	13.98%	<i>Livermore</i>	
Milford	23.80%	Richmond	20.92%	Tamworth	18.69%	Sutton	16.72%	Moultonborough	12.74%	<i>Low and Burbank's Grant</i>	
Epping	23.70%	Swanzey	20.92%	Middleton	18.67%	Madison	16.72%	Sandwich	12.74%	<i>Martin's Location</i>	
Portsmouth	23.40%	Winchester	20.92%	New Durham	18.67%	Thornton	16.69%	Dummer	12.45%	<i>Millsfield</i>	
Newton	23.33%	Plaistow	20.89%	Enfield	18.67%	Woodstock	16.69%	Errol	12.45%	<i>Odell</i>	
Litchfield	23.31%	Wilton	20.79%	Bradford	18.63%	Antrim	16.66%	Milan	12.45%	<i>Pinkham's Grant</i>	
Lebanon	23.29%	Hudson	20.65%	Warner	18.63%	Bennington	16.66%	Landaff	12.35%	<i>Sargent's Purchase</i>	
Plainfield	23.29%	Northfield	20.64%	Loudon	18.61%	Hampton Falls	16.48%	Lisbon	12.35%	<i>Second College Grant</i>	
Chatham	23.26%	Tilton	20.64%	Dorchester	18.60%	Lyndeborough	16.46%	Lyman	12.35%	<i>Success</i>	
Conway	23.26%	Peterborough	20.52%	Groton	18.60%	Mont Vernon	16.46%			<i>Thompson and Meserves Purchase</i>	
Milton	22.87%	Sharon	20.52%	Hebron	18.60%	Gilmanton	16.42%			<i>Wentworth's Location</i>	
Barrington	22.79%	Hinsdale	20.42%	Rumney	18.60%	Bath	16.36%				
Newmarket	22.71%	Greenville	20.34%	Hollis	18.59%	Monroe	16.36%				
Hampton	22.68%	Mason	20.34%	Lee	18.56%	Littleton	16.36%				
Hampstead	22.66%	Atkinson	20.09%	Madbury	18.56%	Bethlehem	16.11%				
Albany	22.55%	Dunbarton	19.93%	Hancock	18.52%	Walpole	16.10%				
Pelham	22.47%	Ware	19.93%	Tuftonboro	18.51%	Grantham	15.98%				
Northumberland	22.45%	Brookline	19.82%	Ossipee	18.41%	Goshen	15.96%				
Stark	22.45%	Newfields	19.71%	Campton	18.37%	Lempster	15.96%				