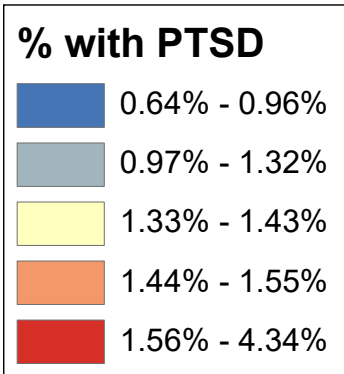
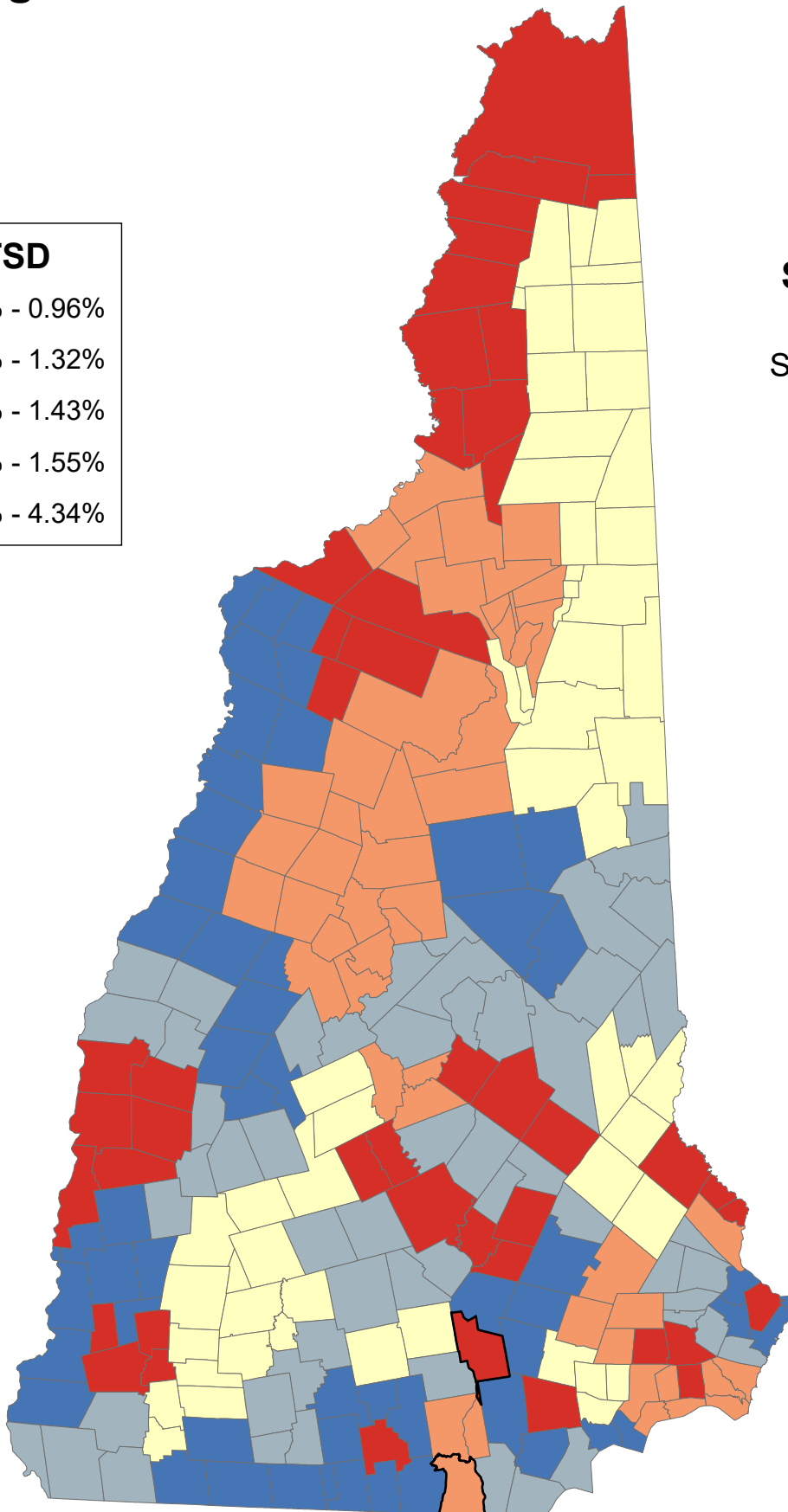


# Percentage of Medicare Beneficiaries Age 65+ Years Ever Diagnosed with Post-Traumatic Stress Disorder (PTSD)

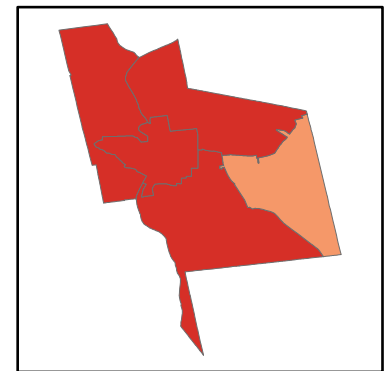


**State Average: 1.4%**

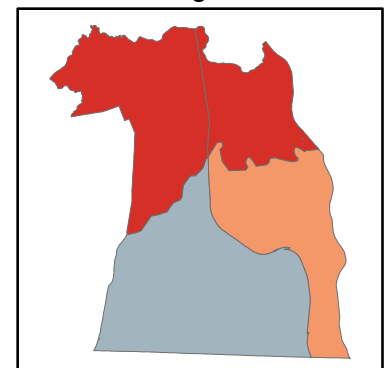
Source: CMS, 2014, 2015



**Manchester Neighborhoods**



**Nashua Neighborhoods**



## % 65+ with Post-Traumatic Stress Disorder

Acworth	0.77%	Dalton	1.49%	Haverhill	0.93%	Nelson	1.43%	South Hampton	1.48%	<b>Manchester</b>	
Albany	1.38%	Danbury	1.16%	Hebron	1.52%	New Boston	1.40%	Springfield	0.74%	Central Manchester	4.34%
Alexandria	1.52%	Danville	1.36%	Henniker	1.09%	New Castle	0.64%	Stark	2.12%	Manchester: West	1.60%
Allenstown	1.65%	Deerfield	0.86%	Hill	1.16%	New Durham	1.42%	Stewartstown	2.12%	Manchester: South	1.65%
Alstead	0.77%	Deering	1.35%	Hillsborough	1.35%	New Hampton	1.16%	Stoddard	1.43%	Manchester: North	2.00%
Alton	1.00%	Derry	1.73%	Hinsdale	1.21%	New Ipswich	0.67%	Strafford	1.42%	Manchester: East	1.51%
Amherst	0.95%	Dorchester	1.52%	Holderness	1.48%	New London	0.74%	Stratford	2.12%		
Andover	1.35%	Dover	1.55%	Hollis	0.96%	Newbury	1.27%	Stratham	1.32%	<b>Nashua</b>	
Antrim	1.43%	Dublin	1.43%	Hooksett	0.86%	Newfields	1.32%	Sugar Hill	1.85%	Nashua: Zip 03060	1.47%
Ashland	1.48%	Dummer	1.34%	Hopkinton	1.09%	Newington	0.64%	Sullivan	2.05%	Nashua: Zip 03062	1.28%
Atkinson	0.74%	Dunbarton	1.09%	Hudson	1.03%	Newmarket	1.32%	Sunapee	1.27%	Nashua: Zip 03063	1.56%
Auburn	0.86%	Durham	1.09%	Jackson	1.38%	Newport	1.66%	Surry	2.05%	Nashua: Zip 03064	2.05%
Barnstead	1.72%	East Kingston	1.48%	Jaffrey	0.67%	Newton	1.48%	Sutton	1.27%		
Barrington	1.42%	Easton	1.85%	Jefferson	1.49%	North Hampton	1.32%	Swanzey	1.21%		
Bartlett	1.38%	Eaton	1.11%	Keene	2.05%	Northfield	1.46%	Tamworth	0.79%		
Bath	0.93%	Effingham	1.11%	Kensington	1.74%	Northumberland	2.12%	Temple	1.06%		
Bedford	1.00%	Ellsworth	1.48%	Kingston	1.48%	Northwood	1.28%	Thornton	1.48%	<b>Unincorporated Places</b>	
Belmont	1.72%	Enfield	1.23%	Laconia	1.14%	Nottingham	1.55%	Tilton	1.46%	<i>Atkinson and Gilmanton Academy Grant</i>	
Bennington	1.43%	Epping	1.55%	Lancaster	1.49%	Orange	0.69%	Troy	1.43%	<i>Bean's Grant</i>	
Benton	0.93%	Epsom	1.65%	Landaff	0.93%	Orford	0.69%	Tuftonboro	0.79%	<i>Bean's Purchase</i>	
Berlin	1.34%	Errol	1.34%	Langdon	0.77%	Ossipee	1.11%	Unity	1.66%	<i>Cambridge</i>	
Bethlehem	1.85%	Exeter	1.74%	Lebanon	1.23%	Pelham	1.27%	Wakefield	1.11%	<i>Chandler's Purchase</i>	
Boscawen	2.08%	Farmington	1.42%	Lee	1.09%	Pembroke	1.65%	Walpole	0.77%	<i>Crawford's Purchase</i>	
Bow	1.09%	Fitzwilliam	0.67%	Lempster	1.27%	Peterborough	1.06%	Warner	1.35%	<i>Cutt's Grant</i>	
Bradford	1.35%	Fracestown	1.06%	Lincoln	1.48%	Piermont	0.69%	Warren	1.52%	<i>Dix's Grant</i>	
Brentwood	1.74%	Franconia	1.85%	Lisbon	0.93%	Pittsburg	2.12%	Washington	1.35%	<i>Dixville</i>	
Bridgewater	1.52%	Franklin	1.46%	Litchfield	1.54%	Pittsfield	1.28%	Waterville Valley	1.48%	<i>Erving's Location</i>	
Bristol	1.52%	Freedom	1.11%	Littleton	1.85%	Plainfield	1.23%	Weare	1.09%	<i>Green's Grant</i>	
Brookfield	1.11%	Fremont	1.55%	Londonderry	0.74%	Plaisow	0.74%	Webster	2.08%	<i>Hadley's Purchase</i>	
Brookline	0.96%	Gilford	1.00%	Loudon	1.28%	Plymouth	1.52%	Wentworth	1.52%	<i>Kilkenny</i>	
Campton	1.48%	Gilmanton	1.72%	Lyman	0.93%	Portsmouth	1.78%	Westmoreland	0.77%	<i>Livermore</i>	
Canaan	0.69%	Gilsum	0.77%	Lyme	0.69%	Randolph	1.49%	Whitefield	1.49%	<i>Low and Burbank's Grant</i>	
Candia	0.86%	Goffstown	1.40%	Lyndeborough	0.95%	Raymond	1.55%	Wilmot	0.74%	<i>Martin's Location</i>	
Canterbury	1.28%	Gorham	1.34%	Madbury	1.09%	Richmond	1.21%	Wilton	0.95%	<i>Millsfield</i>	
Carroll	1.49%	Goshen	1.27%	Madison	1.38%	Rindge	0.67%	Winchester	1.21%	<i>Odell</i>	
Center Harbor	1.16%	Grafton	0.69%	Manchester	2.16%	Rochester	1.72%	Windham	0.74%	<i>Pinkham's Grant</i>	
Charlestown	1.66%	Grantham	1.23%	Marlborough	1.43%	Rollinsford	2.73%	Windsor	1.35%	<i>Sargent's Purchase</i>	
Chatham	1.38%	Greenfield	1.06%	Marlow	0.77%	Roxbury	2.05%	Wolfeboro	1.04%	<i>Second College Grant</i>	
Chester	1.36%	Greenland	0.64%	Mason	0.96%	Rumney	1.52%	Woodstock	1.48%	<i>Success</i>	
Chesterfield	0.77%	Greenville	0.96%	Meredith	1.16%	Rye	0.64%			<i>Thompson and Meserves Purchase</i>	
Chichester	1.28%	Groton	1.52%	Merrimack	1.54%	Salem	1.01%			<i>Wentworth's Location</i>	
Claremont	1.66%	Hale's Location	1.38%	Middleton	1.42%	Salisbury	1.35%				
Clarksville	2.12%	Hampstead	1.36%	Milan	1.34%	Sanbornton	1.16%				
Colebrook	2.12%	Hampton	1.45%	Milford	2.21%	Sandown	1.36%				
Columbia	2.12%	Hampton Falls	1.45%	Milton	1.42%	Sandwich	0.79%				
Concord	2.08%	Hancock	1.43%	Monroe	0.93%	Seabrook	1.48%				
Conway	1.38%	Hanover	0.69%	Mont Vernon	0.95%	Sharon	1.06%				
Cornish	1.66%	Harrisville	1.43%	Moultonborough	0.79%	Shelburne	1.34%				
Croydon	1.66%	Hart's Location	1.38%	Nashua	1.52%	Somersworth	2.73%				

## % 65+ with Post-Traumatic Stress Disorder (Ranked)

Rollinsford	2.73%	Alexandria	1.52%	Strafford	1.42%	Richmond	1.21%	Monroe	0.93%	<b>Manchester</b>	
Somersworth	2.73%	Bridgewater	1.52%	Goffstown	1.40%	Swanzey	1.21%	Auburn	0.86%	Central Manchester	4.34%
Milford	2.21%	Bristol	1.52%	New Boston	1.40%	Winchester	1.21%	Candia	0.86%	Manchester: North	2.00%
Manchester	2.16%	Dorchester	1.52%	Albany	1.38%	Center Harbor	1.16%	Deerfield	0.86%	Manchester: South	1.65%
Clarksville	2.12%	Groton	1.52%	Bartlett	1.38%	Danbury	1.16%	Hooksett	0.86%	Manchester: West	1.60%
Colebrook	2.12%	Hebron	1.52%	Chatham	1.38%	Hill	1.16%	Moultonborough	0.79%	Manchester: East	1.51%
Columbia	2.12%	Plymouth	1.52%	Conway	1.38%	Meredith	1.16%	Sandwich	0.79%		
Northumberland	2.12%	Rumney	1.52%	Hale's Location	1.38%	New Hampton	1.16%	Tamworth	0.79%	<b>Nashua</b>	
Pittsburg	2.12%	Warren	1.52%	Hart's Location	1.38%	Sanbornton	1.16%	Tuftonboro	0.79%	Nashua: Zip 03064	2.05%
Stark	2.12%	Wentworth	1.52%	Jackson	1.38%	Laconia	1.14%	Acworth	0.77%	Nashua: Zip 03063	1.56%
Stewartstown	2.12%	Nashua	1.52%	Madison	1.38%	Brookfield	1.11%	Alstead	0.77%	Nashua: Zip 03060	1.47%
Stratford	2.12%	Carroll	1.49%	Chester	1.36%	Eaton	1.11%	Chesterfield	0.77%	Nashua: Zip 03062	1.28%
Boscawen	2.08%	Dalton	1.49%	Danville	1.36%	Effingham	1.11%	Gilsum	0.77%		
Concord	2.08%	Jefferson	1.49%	Hampstead	1.36%	Freedom	1.11%	Langdon	0.77%	<b>Unincorporated Places</b>	
Webster	2.08%	Lancaster	1.49%	Sandown	1.36%	Ossipee	1.11%	Marlow	0.77%	<i>Atkinson and Gilmanton Academy Grant</i>	
Keene	2.05%	Randolph	1.49%	Andover	1.35%	Wakefield	1.11%	Walpole	0.77%	<i>Bean's Grant</i>	
Roxbury	2.05%	Whitefield	1.49%	Bradford	1.35%	Durham	1.09%	Westmoreland	0.77%	<i>Bean's Purchase</i>	
Sullivan	2.05%	East Kingston	1.48%	Deering	1.35%	Lee	1.09%	Atkinson	0.74%	<i>Cambridge</i>	
Surry	2.05%	Kingston	1.48%	Hillsborough	1.35%	Madbury	1.09%	Plaistow	0.74%	<i>Chandler's Purchase</i>	
Bethlehem	1.85%	Newton	1.48%	Salisbury	1.35%	Bow	1.09%	New London	0.74%	<i>Crawford's Purchase</i>	
Easton	1.85%	Seabrook	1.48%	Warner	1.35%	Dunbarton	1.09%	Springfield	0.74%	<i>Cutt's Grant</i>	
Franconia	1.85%	South Hampton	1.48%	Washington	1.35%	Henniker	1.09%	Wilmot	0.74%	<i>Dix's Grant</i>	
Littleton	1.85%	Ashland	1.48%	Windsor	1.35%	Hopkinton	1.09%	Jaffrey	0.74%	<i>Dixville</i>	
Sugar Hill	1.85%	Campton	1.48%	Berlin	1.34%	Weare	1.09%	Windham	0.74%	<i>Erving's Location</i>	
Portsmouth	1.78%	Ellsworth	1.48%	Dummer	1.34%	Francestown	1.06%	Canaan	0.69%	<i>Green's Grant</i>	
Brentwood	1.74%	Holderness	1.48%	Errol	1.34%	Greenfield	1.06%	Grafton	0.69%	<i>Hadley's Purchase</i>	
Exeter	1.74%	Lincoln	1.48%	Gorham	1.34%	Peterborough	1.06%	Hanover	0.69%	<i>Kilkenny</i>	
Kingsington	1.74%	Thornton	1.48%	Milan	1.34%	Sharon	1.06%	Lyme	0.69%	<i>Livermore</i>	
Derry	1.73%	Waterville Valley	1.48%	Shelburne	1.34%	Temple	1.06%	Orange	0.69%	<i>Low and Burbank's Grant</i>	
Barnstead	1.72%	Woodstock	1.48%	Newfields	1.32%	Wolfeboro	1.04%	Orford	0.69%	<i>Martin's Location</i>	
Belmont	1.72%	Franklin	1.46%	Newmarket	1.32%	Hudson	1.03%	Piermont	0.69%	<i>Millsfield</i>	
Gilmanon	1.72%	Northfield	1.46%	North Hampton	1.32%	Salem	1.01%	Fitzwilliam	0.67%	<i>Odell</i>	
Rochester	1.72%	Tilton	1.46%	Stratham	1.32%	Bedford	1.00%	Jaffrey	0.67%	<i>Pinkham's Grant</i>	
Charlestown	1.66%	Hampton	1.45%	Canterbury	1.28%	Alton	1.00%	New Ipswich	0.67%	<i>Sargent's Purchase</i>	
Claremont	1.66%	Hampton Falls	1.45%	Chichester	1.28%	Gilford	1.00%	Rindge	0.67%	<i>Second College Grant</i>	
Cornish	1.66%	Antrim	1.43%	Loudon	1.28%	Brookline	0.96%	Greenland	0.64%	<i>Success</i>	
Croydon	1.66%	Bennington	1.43%	Northwood	1.28%	Greenville	0.96%	New Castle	0.64%	<i>Thompson and Meserves Purchase</i>	
Newport	1.66%	Dublin	1.43%	Pittsfield	1.28%	Hollis	0.96%	Newington	0.64%	<i>Wentworth's Location</i>	
Unity	1.66%	Hancock	1.43%	Pelham	1.27%	Mason	0.96%	Rye	0.64%		
Allenstown	1.65%	Harrisville	1.43%	Goshen	1.27%	Amherst	0.95%				
Epsom	1.65%	Marlborough	1.43%	Lempster	1.27%	Lyndeborough	0.95%				
Pembroke	1.65%	Nelson	1.43%	Newbury	1.27%	Mont Vernon	0.95%				
Epping	1.55%	Stoddard	1.43%	Sunapee	1.27%	Wilton	0.95%				
Fremont	1.55%	Troy	1.43%	Sutton	1.27%	Bath	0.93%				
Nottingham	1.55%	Barrington	1.42%	Enfield	1.23%	Benton	0.93%				
Raymond	1.55%	Farmington	1.42%	Grantham	1.23%	Haverhill	0.93%				
Dover	1.55%	Middleton	1.42%	Lebanon	1.23%	Landaff	0.93%				
Litchfield	1.54%	Milton	1.42%	Plainfield	1.23%	Lisbon	0.93%				
Merrimack	1.54%	New Durham	1.42%	Hinsdale	1.21%	Lyman	0.93%				