
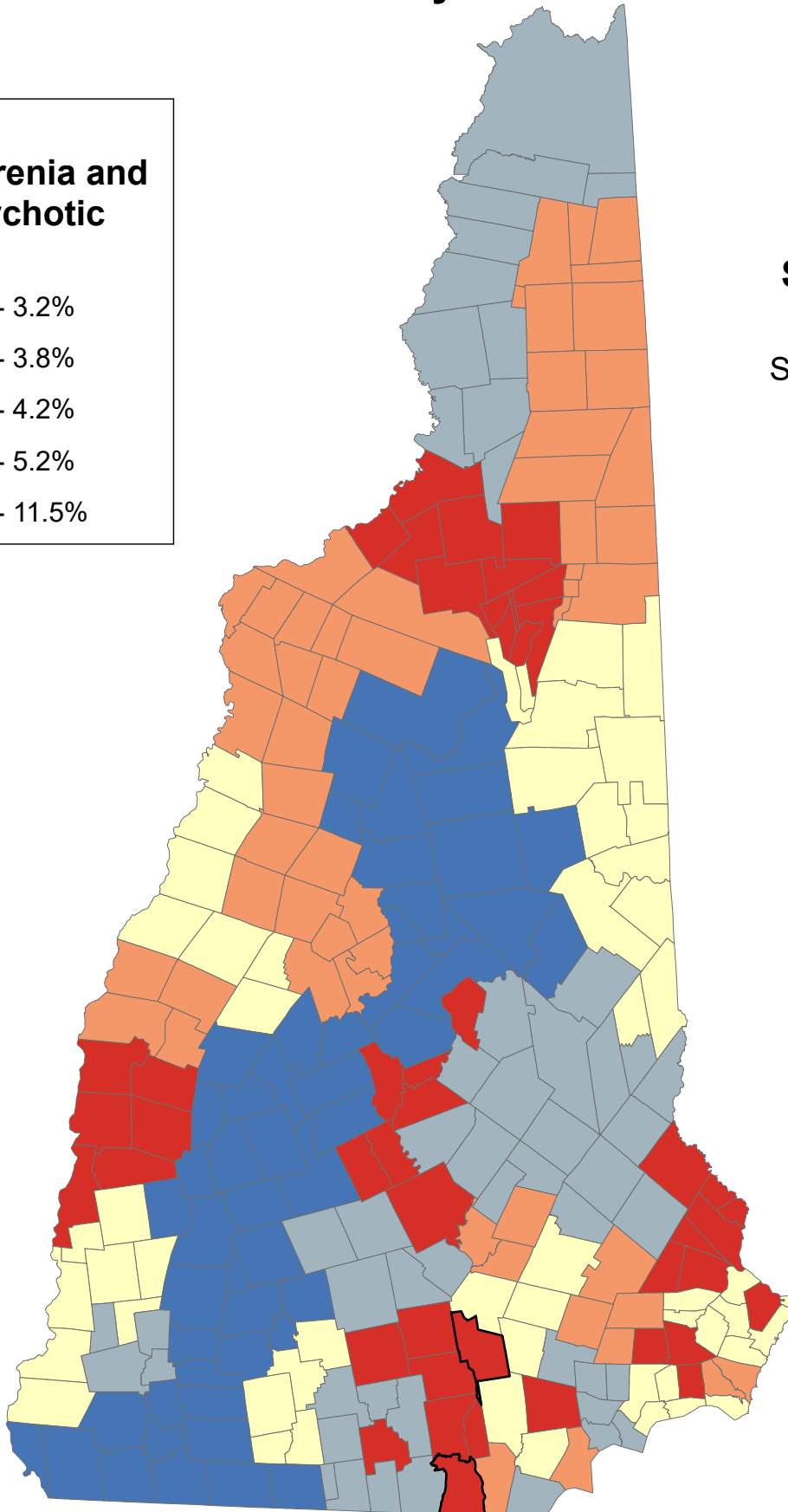


Percentage of Medicare Beneficiaries Age 65+ Years Ever Diagnosed with Schizophrenia and Other Psychotic Disorders

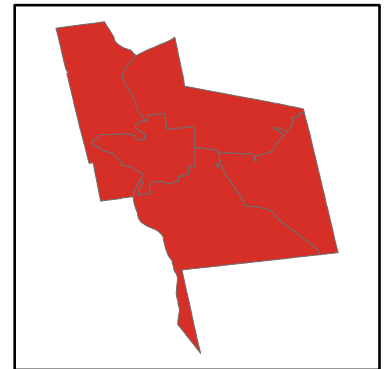


State Average: 4.9%

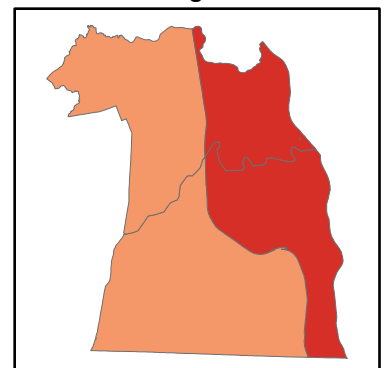
Source: CMS, 2014, 2015



Manchester Neighborhoods



Nashua Neighborhoods



% 65+ with Schizophrenia & Other Psychotic Disorders

Acworth	3.83%	Dalton	8.06%	Haverhill	4.85%	Nelson	2.45%	South Hampton	4.18%	Manchester	
Albany	3.95%	Danbury	2.87%	Hebron	5.18%	New Boston	8.34%	Springfield	2.81%	Central Manchester	11.43%
Alexandria	5.18%	Danville	3.75%	Henniker	3.71%	New Castle	3.97%	Stark	3.59%	Manchester: West	7.44%
Allenstown	4.32%	Deerfield	3.95%	Hill	2.87%	New Durham	3.38%	Stewartstown	3.59%	Manchester: South	5.79%
Alstead	3.83%	Deering	2.92%	Hillsborough	2.92%	New Hampton	2.87%	Stoddard	2.45%	Manchester: North	5.55%
Alton	3.51%	Derry	5.66%	Hinsdale	2.57%	New Ipswich	3.19%	Strafford	3.38%	Manchester: East	6.32%
Amherst	3.49%	Dorchester	5.18%	Holderness	2.58%	New London	2.81%	Stratford	3.59%		
Andover	2.92%	Dover	8.64%	Hollis	3.50%	Newbury	2.81%	Stratham	3.82%	Nashua	
Antrim	2.45%	Dublin	2.45%	Hooksett	3.95%	Newfields	3.82%	Sugar Hill	4.42%	Nashua: Zip 03060	6.10%
Ashland	2.58%	Dummer	4.45%	Hopkinton	3.71%	Newington	3.97%	Sullivan	3.74%	Nashua: Zip 03062	4.77%
Atkinson	3.54%	Dunbarton	3.71%	Hudson	4.47%	Newmarket	3.82%	Sunapee	2.81%	Nashua: Zip 03063	4.54%
Auburn	3.95%	Durham	6.25%	Jackson	3.95%	Newport	5.26%	Surry	3.74%	Nashua: Zip 03064	8.26%
Barnstead	3.73%	East Kingston	4.18%	Jaffrey	3.19%	Newton	4.18%	Sutton	2.81%		
Barrington	3.38%	Easton	4.42%	Jefferson	8.06%	North Hampton	3.82%	Swanzey	2.57%		
Bartlett	3.95%	Eaton	4.08%	Keene	3.74%	Northfield	5.84%	Tamworth	2.37%		
Bath	4.85%	Effingham	4.08%	Kensington	6.10%	Northumberland	3.59%	Temple	3.96%		
Bedford	7.56%	Ellsworth	2.58%	Kingston	4.18%	Northwood	3.80%	Thornton	2.58%	Unincorporated Places	
Belmont	3.73%	Enfield	4.37%	Laconia	5.97%	Nottingham	4.39%	Tilton	5.84%	<i>Atkinson and Gilmanton Academy Grant</i>	
Bennington	2.45%	Epping	4.39%	Lancaster	8.06%	Orange	3.92%	Troy	2.45%	<i>Bean's Grant</i>	
Benton	4.85%	Epsom	4.32%	Landaff	4.85%	Orford	3.92%	Tuftonboro	2.37%	<i>Bean's Purchase</i>	
Berlin	4.45%	Errol	4.45%	Langdon	3.83%	Ossipee	4.08%	Unity	5.26%	<i>Cambridge</i>	
Bethlehem	4.42%	Exeter	6.10%	Lebanon	4.37%	Pelham	3.47%	Wakefield	4.08%	<i>Chandler's Purchase</i>	
Boscawen	8.51%	Farmington	3.38%	Lee	6.25%	Pembroke	4.32%	Walpole	3.83%	<i>Crawford's Purchase</i>	
Bow	3.71%	Fitzwilliam	3.19%	Lempster	2.81%	Peterborough	3.96%	Warner	2.92%	<i>Cutt's Grant</i>	
Bradford	2.92%	Francestown	3.96%	Lincoln	2.58%	Piermont	3.92%	Warren	5.18%	<i>Dix's Grant</i>	
Brentwood	6.10%	Franconia	4.42%	Lisbon	4.85%	Pittsburg	3.59%	Washington	2.92%	<i>Dixville</i>	
Bridgewater	5.18%	Franklin	5.84%	Litchfield	5.41%	Pittsfield	3.80%	Waterville Valley	2.58%	<i>Erving's Location</i>	
Bristol	5.18%	Freedom	4.08%	Littleton	4.42%	Plainfield	4.37%	Weare	3.71%	<i>Green's Grant</i>	
Brookfield	4.08%	Fremont	4.39%	Londonderry	3.95%	Plaisow	3.54%	Webster	8.51%	<i>Hadley's Purchase</i>	
Brookline	3.50%	Gilford	3.51%	Loudon	3.80%	Plymouth	5.18%	Wentworth	5.18%	<i>Kilkenny</i>	
Campton	2.58%	Gilmanton	3.73%	Lyman	4.85%	Portsmouth	6.40%	Westmoreland	3.83%	<i>Livermore</i>	
Canaan	3.92%	Gilsum	3.83%	Lyme	3.92%	Randolph	8.06%	Whitefield	8.06%	<i>Low and Burbank's Grant</i>	
Candia	3.95%	Goffstown	8.34%	Lyndeborough	3.49%	Raymond	4.39%	Wilmot	2.81%	<i>Martin's Location</i>	
Canterbury	3.80%	Gorham	4.45%	Madbury	6.25%	Richmond	2.57%	Wilton	3.49%	<i>Millsfield</i>	
Carroll	8.06%	Goshen	2.81%	Madison	3.95%	Rindge	3.19%	Winchester	2.57%	<i>Odell</i>	
Center Harbor	2.87%	Grafton	3.92%	Manchester	7.21%	Rochester	5.64%	Windham	3.95%	<i>Pinkham's Grant</i>	
Charlestown	5.26%	Grantham	4.37%	Marlborough	2.45%	Rollinsford	6.11%	Windsor	2.92%	<i>Sargent's Purchase</i>	
Chatham	3.95%	Greenfield	3.96%	Marlow	3.83%	Roxbury	3.74%	Wolfeboro	3.66%	<i>Second College Grant</i>	
Chester	3.75%	Greenland	3.97%	Mason	3.50%	Rumney	5.18%	Woodstock	2.58%	<i>Success</i>	
Chesterfield	3.83%	Greenville	3.50%	Meredith	2.87%	Rye	3.97%			<i>Thompson and Meserves Purchase</i>	
Chichester	3.80%	Groton	5.18%	Merrimack	5.41%	Salem	4.78%			<i>Wentworth's Location</i>	
Claremont	5.26%	Hale's Location	3.95%	Middleton	3.38%	Salisbury	2.92%				
Clarksville	3.59%	Hampstead	3.75%	Milan	4.45%	Sanbornton	2.87%				
Colebrook	3.59%	Hampton	4.52%	Milford	6.30%	Sandown	3.75%				
Columbia	3.59%	Hampton Falls	4.52%	Milton	3.38%	Sandwich	2.37%				
Concord	8.51%	Hancock	2.45%	Monroe	4.85%	Seabrook	4.18%				
Conway	3.95%	Hanover	3.92%	Mont Vernon	3.49%	Sharon	3.96%				
Cornish	5.26%	Harrisville	2.45%	Moultonborough	2.37%	Shelburne	4.45%				
Croydon	5.26%	Hart's Location	3.95%	Nashua	5.66%	Somersworth	6.11%				

% 65+ with Schizophrenia & Other Psychotic Disorders (Ranked)

Dover	8.64%	Bath	4.85%	Greenfield	3.96%	Surry	3.74%	Center Harbor	2.87%	Manchester	
Boscawen	8.51%	Benton	4.85%	Peterborough	3.96%	Barnstead	3.73%	Danbury	2.87%	Central Manchester	11.43%
Concord	8.51%	Haverhill	4.85%	Sharon	3.96%	Belmont	3.73%	Hill	2.87%	Manchester: West	7.44%
Webster	8.51%	Landaff	4.85%	Temple	3.96%	Gilmanton	3.73%	Meredith	2.87%	Manchester: East	6.32%
Goffstown	8.34%	Lisbon	4.85%	Auburn	3.95%	Bow	3.71%	New Hampton	2.87%	Manchester: South	5.79%
New Boston	8.34%	Lyman	4.85%	Candia	3.95%	Dunbarton	3.71%	Sanbornton	2.87%	Manchester: North	5.55%
Carroll	8.06%	Monroe	4.85%	Deerfield	3.95%	Henniker	3.71%	New London	2.81%		
Dalton	8.06%	Salem	4.78%	Hooksett	3.95%	Hopkinton	3.71%	Springfield	2.81%	Nashua	
Jefferson	8.06%	Hampton	4.52%	Londonderry	3.95%	Weare	3.71%	Wilmot	2.81%	Nashua: Zip 03064	8.26%
Lancaster	8.06%	Hampton Falls	4.52%	Windham	3.95%	Wolfboro	3.66%	Goshen	2.81%	Nashua: Zip 03060	6.10%
Randolph	8.06%	Hudson	4.47%	Albany	3.95%	Clarksville	3.59%	Lempster	2.81%	Nashua: Zip 03062	4.77%
Whitefield	8.06%	Berlin	4.45%	Bartlett	3.95%	Colebrook	3.59%	Newbury	2.81%	Nashua: Zip 03063	4.54%
Bedford	7.56%	Dummer	4.45%	Chatham	3.95%	Columbia	3.59%	Sunapee	2.81%		
Manchester	7.21%	Errol	4.45%	Conway	3.95%	Northumberland	3.59%	Sutton	2.81%		
Portsmouth	6.40%	Gorham	4.45%	Hale's Location	3.95%	Pittsburg	3.59%	Ashland	2.58%		
Milford	6.30%	Milan	4.45%	Hart's Location	3.95%	Stark	3.59%	Campton	2.58%		
Durham	6.25%	Shelburne	4.45%	Jackson	3.95%	Stewartstown	3.59%	Ellsworth	2.58%	Unincorporated Places	
Lee	6.25%	Bethlehem	4.42%	Madison	3.95%	Stratford	3.59%	Holderness	2.58%	<i>Atkinson and Gilmanton Academy Grant</i>	
Madbury	6.25%	Easton	4.42%	Canaan	3.92%	Atkinson	3.54%	Lincoln	2.58%	<i>Bean's Grant</i>	
Rollinsford	6.11%	Franconia	4.42%	Grafton	3.92%	Plaistow	3.54%	Thornton	2.58%	<i>Bean's Purchase</i>	
Somersworth	6.11%	Littleton	4.42%	Hanover	3.92%	Alton	3.51%	Waterville Valley	2.58%	<i>Cambridge</i>	
Brentwood	6.10%	Sugar Hill	4.42%	Lyme	3.92%	Gilford	3.51%	Woodstock	2.58%	<i>Chandler's Purchase</i>	
Exeter	6.10%	Epping	4.39%	Orange	3.92%	Brookline	3.50%	Nelson	2.57%	<i>Crawford's Purchase</i>	
Kensington	6.10%	Fremont	4.39%	Orford	3.92%	Greenville	3.50%	Richmond	2.57%	<i>Cutt's Grant</i>	
Laconia	5.97%	Nottingham	4.39%	Piermont	3.92%	Hollis	3.50%	Swanzy	2.57%	<i>Dix's Grant</i>	
Franklin	5.84%	Raymond	4.39%	Acworth	3.83%	Mason	3.50%	Winchester	2.57%	<i>Dixville</i>	
Northfield	5.84%	Enfield	4.37%	Alstead	3.83%	Amherst	3.49%	Antrim	2.45%	<i>Erving's Location</i>	
Tilton	5.84%	Grantham	4.37%	Chesterfield	3.83%	Lyndeborough	3.49%	Bennington	2.45%	<i>Green's Grant</i>	
Derry	5.66%	Lebanon	4.37%	Gilsum	3.83%	Mont Vernon	3.49%	Dublin	2.45%	<i>Hadley's Purchase</i>	
Nashua	5.66%	Plainfield	4.37%	Langdon	3.83%	Wilton	3.49%	Hancock	2.45%	<i>Kilkenny</i>	
Rochester	5.64%	Allenstown	4.32%	Marlow	3.83%	Pelham	3.47%	Harrisville	2.45%	<i>Livermore</i>	
Litchfield	5.41%	Epsom	4.32%	Walpole	3.83%	Barrington	3.38%	Marlborough	2.45%	<i>Low and Burbank's Grant</i>	
Merrimack	5.41%	Pembroke	4.32%	Westmoreland	3.83%	Farmington	3.38%	Nelson	2.45%	<i>Martin's Location</i>	
Charlestown	5.26%	East Kingston	4.18%	Newfields	3.82%	Middleton	3.38%	Stoddard	2.45%	<i>Millsfield</i>	
Claremont	5.26%	Kingston	4.18%	Newmarket	3.82%	Milton	3.38%	Troy	2.45%	<i>Odell</i>	
Cornish	5.26%	Newton	4.18%	North Hampton	3.82%	New Durham	3.38%	Moultonborough	2.37%	<i>Pinkham's Grant</i>	
Croydon	5.26%	Seabrook	4.18%	Stratham	3.82%	Strafford	3.38%	Sandwich	2.37%	<i>Sargent's Purchase</i>	
Newport	5.26%	South Hampton	4.18%	Canterbury	3.80%	Fitzwilliam	3.19%	Tamworth	2.37%	<i>Second College Grant</i>	
Unity	5.26%	Brookfield	4.08%	Chichester	3.80%	Jaffrey	3.19%	Tuftonboro	2.37%	<i>Success</i>	
Alexandria	5.18%	Eaton	4.08%	Loudon	3.80%	New Ipswich	3.19%			<i>Thompson and Meserves Purchase</i>	
Bridgewater	5.18%	Effingham	4.08%	Northwood	3.80%	Rindge	3.19%			<i>Wentworth's Location</i>	
Bristol	5.18%	Freedom	4.08%	Pittsfield	3.80%	Andover	2.92%				
Dorchester	5.18%	Ossipee	4.08%	Chester	3.75%	Bradford	2.92%				
Groton	5.18%	Wakefield	4.08%	Danville	3.75%	Deering	2.92%				
Hebron	5.18%	Greenland	3.97%	Hampstead	3.75%	Hillsborough	2.92%				
Plymouth	5.18%	New Castle	3.97%	Sandown	3.75%	Salisbury	2.92%				
Rumney	5.18%	Newington	3.97%	Keene	3.74%	Warner	2.92%				
Warren	5.18%	Rye	3.97%	Roxbury	3.74%	Washington	2.92%				
Wentworth	5.18%	Francestown	3.96%	Sullivan	3.74%	Windsor	2.92%				