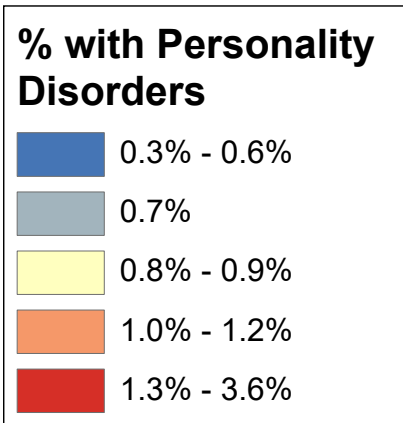
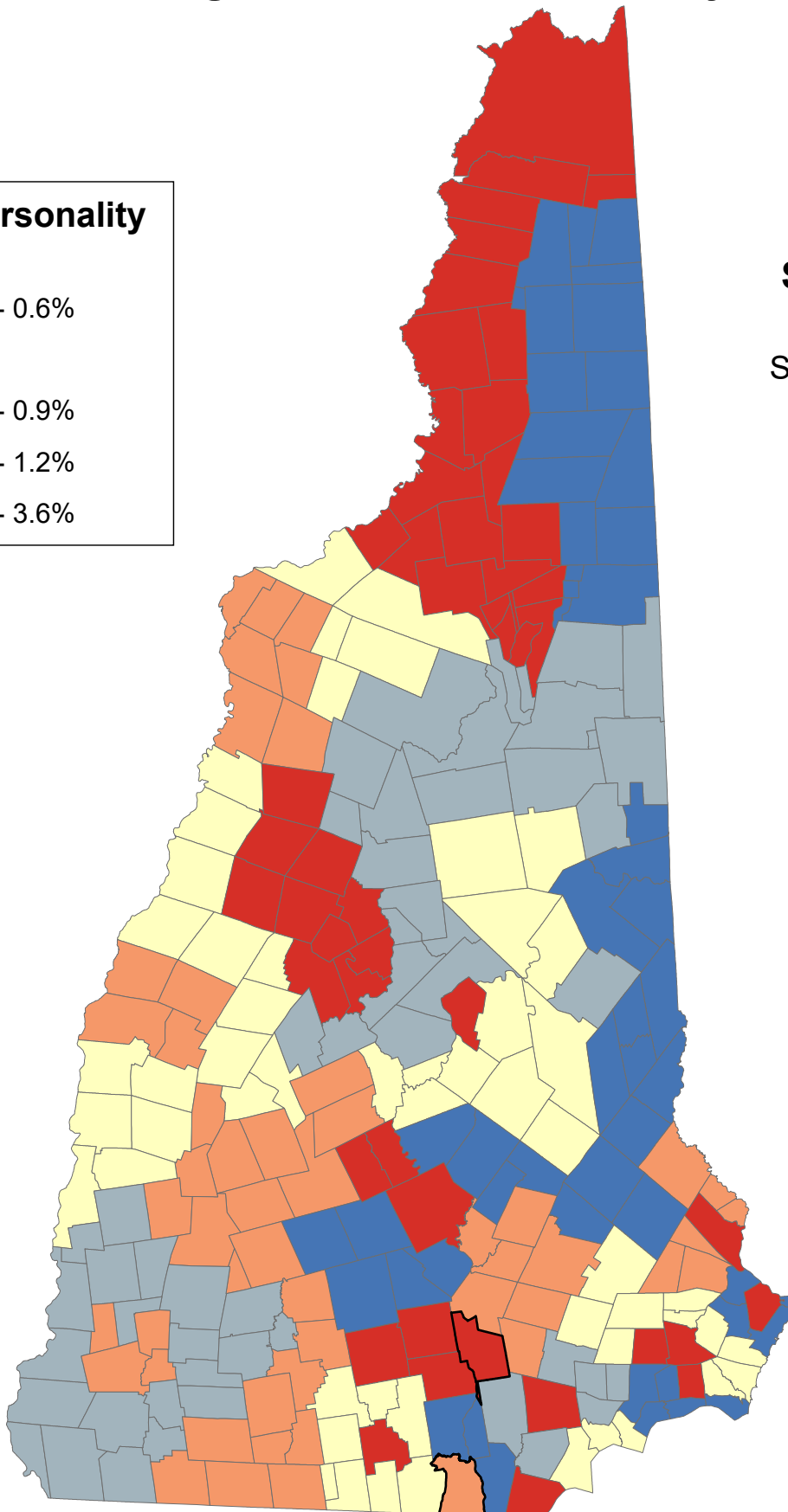


# Percentage of Medicare Beneficiaries Age 65+ Years Ever Diagnosed with Personality Disorders

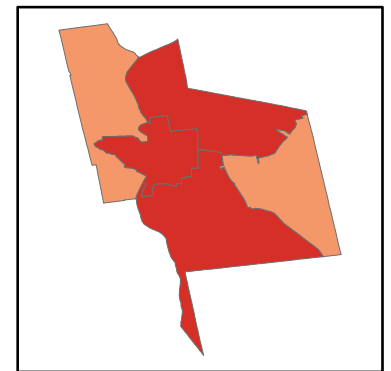


**State Average: 1.1%**

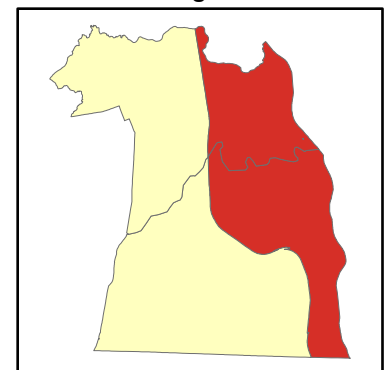
Source: CMS, 2014, 2015



**Manchester Neighborhoods**



**Nashua Neighborhoods**



## % 65+ with Personality Disorders

Acworth	0.70%	Dalton	1.78%	Haverhill	1.04%	Nelson	0.72%	South Hampton	0.55%	<b>Manchester</b>	
Albany	0.68%	Danbury	0.65%	Hebron	1.54%	New Boston	1.81%	Springfield	0.78%	Central Manchester	3.57%
Alexandria	1.54%	Danville	0.66%	Henniker	0.50%	New Castle	0.63%	Stark	1.21%	Manchester: West	1.20%
Allenstown	1.19%	Deerfield	1.06%	Hill	0.65%	New Durham	0.32%	Stewartstown	1.21%	Manchester: South	1.90%
Alstead	0.70%	Deering	0.98%	Hillsborough	0.98%	New Hampton	0.65%	Stoddard	0.72%	Manchester: North	2.10%
Alton	0.87%	Derry	1.67%	Hinsdale	0.64%	New Ipswich	0.91%	Strafford	0.32%	Manchester: East	1.00%
Amherst	0.87%	Dorchester	1.54%	Holderness	0.67%	New London	0.78%	Stratford	1.21%		
Andover	0.98%	Dover	1.59%	Hollis	0.78%	Newbury	1.12%	Stratham	0.76%	<b>Nashua</b>	
Antrim	0.72%	Dublin	0.72%	Hooksett	1.06%	Newfields	0.76%	Sugar Hill	0.89%	Nashua: Zip 03060	1.52%
Ashland	0.67%	Dummer	0.50%	Hopkinton	0.50%	Newington	0.63%	Sullivan	0.97%	Nashua: Zip 03062	0.79%
Atkinson	0.86%	Dunbarton	0.50%	Hudson	0.59%	Newmarket	0.76%	Sunapee	1.12%	Nashua: Zip 03063	0.75%
Auburn	1.06%	Durham	0.92%	Jackson	0.68%	Newport	0.85%	Surry	0.97%	Nashua: Zip 03064	2.08%
Barnstead	0.83%	East Kingston	0.55%	Jaffrey	0.91%	Newton	0.55%	Sutton	1.12%		
Barrington	0.32%	Easton	0.89%	Jefferson	1.78%	North Hampton	0.76%	Swanzey	0.64%		
Bartlett	0.68%	Eaton	0.61%	Keene	0.97%	Northfield	0.78%	Tamworth	0.87%		
Bath	1.04%	Effingham	0.61%	Kensington	1.32%	Northumberland	1.21%	Temple	1.01%		
Bedford	1.24%	Ellsworth	0.67%	Kingston	0.55%	Northwood	0.57%	Thornton	0.67%	<b>Unincorporated Places</b>	
Belmont	0.83%	Enfield	1.17%	Laconia	1.25%	Nottingham	0.84%	Tilton	0.78%	<i>Atkinson and Gilmanton Academy Grant</i>	
Bennington	0.72%	Epping	0.84%	Lancaster	1.78%	Orange	0.90%	Troy	0.72%	<i>Bean's Grant</i>	
Benton	1.04%	Epsom	1.19%	Landaff	1.04%	Orford	0.90%	Tuftonboro	0.87%	<i>Bean's Purchase</i>	
Berlin	0.50%	Errol	0.50%	Langdon	0.70%	Ossipee	0.61%	Unity	0.85%	<i>Cambridge</i>	
Bethlehem	0.89%	Exeter	1.32%	Lebanon	1.17%	Pelham	1.34%	Wakefield	0.61%	<i>Chandler's Purchase</i>	
Boscawen	2.71%	Farmington	0.32%	Lee	0.92%	Pembroke	1.19%	Walpole	0.70%	<i>Crawford's Purchase</i>	
Bow	0.50%	Fitzwilliam	0.91%	Lempster	1.12%	Peterborough	1.01%	Warner	0.98%	<i>Cutt's Grant</i>	
Bradford	0.98%	Francestown	1.01%	Lincoln	0.67%	Piermont	0.90%	Warren	1.54%	<i>Dix's Grant</i>	
Brentwood	1.32%	Franconia	0.89%	Lisbon	1.04%	Pittsburg	1.21%	Washington	0.98%	<i>Dixville</i>	
Bridgewater	1.54%	Franklin	0.78%	Litchfield	0.45%	Pittsfield	0.57%	Waterville Valley	0.67%	<i>Erving's Location</i>	
Bristol	1.54%	Freedom	0.61%	Littleton	0.89%	Plainfield	1.17%	Weare	0.50%	<i>Green's Grant</i>	
Brookfield	0.61%	Fremont	0.84%	Londonderry	0.63%	Plaisow	0.86%	Webster	2.71%	<i>Hadley's Purchase</i>	
Brookline	0.78%	Gilford	0.87%	Loudon	0.57%	Plymouth	1.54%	Wentworth	1.54%	<i>Kilkenny</i>	
Campton	0.67%	Gilmanton	0.83%	Lyman	1.04%	Portsmouth	1.48%	Westmoreland	0.70%	<i>Livermore</i>	
Canaan	0.90%	Gilsum	0.70%	Lyme	0.90%	Randolph	1.78%	Whitefield	1.78%	<i>Low and Burbank's Grant</i>	
Candia	1.06%	Goffstown	1.81%	Lyndeborough	0.87%	Raymond	0.84%	Wilmot	0.78%	<i>Martin's Location</i>	
Canterbury	0.57%	Gorham	0.50%	Madbury	0.92%	Richmond	0.64%	Wilton	0.87%	<i>Millsfield</i>	
Carroll	1.78%	Goshen	1.12%	Madison	0.68%	Rindge	0.91%	Winchester	0.64%	<i>Odell</i>	
Center Harbor	0.65%	Grafton	0.90%	Manchester	1.96%	Rochester	0.96%	Windham	0.63%	<i>Pinkham's Grant</i>	
Charlestown	0.85%	Grantham	1.17%	Marlborough	0.72%	Rollinsford	1.00%	Windsor	0.98%	<i>Sargent's Purchase</i>	
Chatham	0.68%	Greenfield	1.01%	Marlow	0.70%	Roxbury	0.97%	Wolfeboro	0.75%	<i>Second College Grant</i>	
Chester	0.66%	Greenland	0.63%	Mason	0.78%	Rumney	1.54%	Woodstock	0.67%	<i>Success</i>	
Chesterfield	0.70%	Greenville	0.78%	Meredith	0.65%	Rye	0.63%			<i>Thompson and Meserves Purchase</i>	
Chichester	0.57%	Groton	1.54%	Merrimack	0.45%	Salem	0.90%			<i>Wentworth's Location</i>	
Claremont	0.85%	Hale's Location	0.68%	Middleton	0.32%	Salisbury	0.98%				
Clarksville	1.21%	Hampstead	0.66%	Milan	0.50%	Sanbornton	0.65%				
Colebrook	1.21%	Hampton	0.78%	Milford	1.50%	Sandown	0.66%				
Columbia	1.21%	Hampton Falls	0.78%	Milton	0.32%	Sandwich	0.87%				
Concord	2.71%	Hancock	0.72%	Monroe	1.04%	Seabrook	0.55%				
Conway	0.68%	Hanover	0.90%	Mont Vernon	0.87%	Sharon	1.01%				
Cornish	0.85%	Harrisville	0.72%	Moultonborough	0.87%	Shelburne	0.50%				
Croydon	0.85%	Hart's Location	0.68%	Nashua	1.21%	Somersworth	1.00%				

## % 65+ with Personality Disorders (Ranked)

Boscawen	2.71%	Lempster	1.12%	Salem	0.90%	Bennington	0.72%	New Castle	0.63%	<b>Manchester</b>	
Concord	2.71%	Newbury	1.12%	Bethlehem	0.89%	Dublin	0.72%	Newington	0.63%	Central Manchester	3.57%
Webster	2.71%	Sunapee	1.12%	Easton	0.89%	Hancock	0.72%	Rye	0.63%	Manchester: North	2.10%
Manchester	1.96%	Sutton	1.12%	Franconia	0.89%	Harrisville	0.72%	Brookfield	0.61%	Manchester: South	1.90%
Goffstown	1.81%	Auburn	1.06%	Littleton	0.89%	Marlborough	0.72%	Eaton	0.61%	Manchester: West	1.20%
New Boston	1.81%	Candia	1.06%	Sugar Hill	0.89%	Nelson	0.72%	Effingham	0.61%	Manchester: East	1.00%
Carroll	1.78%	Deerfield	1.06%	Amherst	0.87%	Stoddard	0.72%	Freedom	0.61%		
Dalton	1.78%	Hooksett	1.06%	Lyndeborough	0.87%	Troy	0.72%	Ossipee	0.61%	<b>Nashua</b>	
Jefferson	1.78%	Bath	1.04%	Mont Vernon	0.87%	Acworth	0.70%	Wakefield	0.61%	Nashua: Zip 03064	2.08%
Lancaster	1.78%	Benton	1.04%	Wilton	0.87%	Alstead	0.70%	Hudson	0.59%	Nashua: Zip 03060	1.52%
Randolph	1.78%	Haverhill	1.04%	Alton	0.87%	Chesterfield	0.70%	Canterbury	0.57%	Nashua: Zip 03062	0.79%
Whitefield	1.78%	Landaff	1.04%	Gilford	0.87%	Gilsum	0.70%	Chichester	0.57%	Nashua: Zip 03063	0.75%
Derry	1.67%	Lisbon	1.04%	Moultonborough	0.87%	Langdon	0.70%	Loudon	0.57%		
Dover	1.59%	Lyman	1.04%	Sandwich	0.87%	Marlow	0.70%	Northwood	0.57%		
Alexandria	1.54%	Monroe	1.04%	Tamworth	0.87%	Walpole	0.70%	Pittsfield	0.57%		
Bridgewater	1.54%	Francestown	1.01%	Tuftonboro	0.87%	Westmoreland	0.70%	East Kingston	0.55%		
Bristol	1.54%	Greenfield	1.01%	Atkinson	0.86%	Albany	0.68%	Kingston	0.55%	<b>Unincorporated Places</b>	
Dorchester	1.54%	Peterborough	1.01%	Plaistow	0.86%	Bartlett	0.68%	Newton	0.55%	<i>Atkinson and Gilmanton Academy Grant</i>	
Groton	1.54%	Sharon	1.01%	Charlestown	0.85%	Chatham	0.68%	Seabrook	0.55%	<i>Bean's Grant</i>	
Hebron	1.54%	Temple	1.01%	Claremont	0.85%	Conway	0.68%	South Hampton	0.55%	<i>Bean's Purchase</i>	
Plymouth	1.54%	Rollinsford	1.00%	Cornish	0.85%	Hale's Location	0.68%	Bow	0.50%	<i>Cambridge</i>	
Rumney	1.54%	Somersworth	1.00%	Croydon	0.85%	Hart's Location	0.68%	Dunbarton	0.50%	<i>Chandler's Purchase</i>	
Warren	1.54%	Andover	0.98%	Newport	0.85%	Jackson	0.68%	Merrimack	0.50%	<i>Crawford's Purchase</i>	
Wentworth	1.54%	Bradford	0.98%	Unity	0.85%	Madison	0.68%	Hopkinton	0.50%	<i>Cutt's Grant</i>	
Milford	1.50%	Deering	0.98%	Epping	0.84%	Ashland	0.67%	Weare	0.50%	<i>Dix's Grant</i>	
Portsmouth	1.48%	Hillsborough	0.98%	Fremont	0.84%	Campton	0.67%	Berlin	0.50%	<i>Dixville</i>	
Pelham	1.34%	Salisbury	0.98%	Nottingham	0.84%	Ellsworth	0.67%	Dummer	0.50%	<i>Erving's Location</i>	
Brentwood	1.32%	Warner	0.98%	Raymond	0.84%	Holderness	0.67%	Errol	0.50%	<i>Green's Grant</i>	
Exeter	1.32%	Washington	0.98%	Barnstead	0.83%	Lincoln	0.67%	Gorham	0.50%	<i>Hadley's Purchase</i>	
Kensington	1.32%	Windsor	0.98%	Belmont	0.83%	Thornton	0.67%	Milan	0.50%	<i>Kilkenny</i>	
Laconia	1.25%	Keene	0.97%	Gilmanton	0.83%	Waterville Valley	0.67%	Shelburne	0.50%	<i>Livermore</i>	
Bedford	1.24%	Roxbury	0.97%	Hampton	0.78%	Woodstock	0.67%	Litchfield	0.45%	<i>Low and Burbank's Grant</i>	
Clarksville	1.21%	Sullivan	0.97%	Hampton Falls	0.78%	Chester	0.66%	Merrimack	0.45%	<i>Martin's Location</i>	
Colebrook	1.21%	Surry	0.97%	Franklin	0.78%	Danville	0.66%	Barrington	0.32%	<i>Millsfield</i>	
Columbia	1.21%	Rochester	0.96%	Northfield	0.78%	Hampstead	0.66%	Farmington	0.32%	<i>Odell</i>	
Northumberland	1.21%	Durham	0.92%	Tilton	0.78%	Sandown	0.66%	Middleton	0.32%	<i>Pinkham's Grant</i>	
Pittsburg	1.21%	Lee	0.92%	Brookline	0.78%	Center Harbor	0.65%	Milton	0.32%	<i>Sargent's Purchase</i>	
Stark	1.21%	Madbury	0.92%	Greenville	0.78%	Danbury	0.65%	New Durham	0.32%	<i>Second College Grant</i>	
Stewartstown	1.21%	Fitzwilliam	0.91%	Hollis	0.78%	Hill	0.65%	Strafford	0.32%	<i>Success</i>	
Stratford	1.21%	Jaffrey	0.91%	Mason	0.78%	Meredith	0.65%			<i>Thompson and Meserves Purchase</i>	
Nashua	1.21%	New Ipswich	0.91%	New London	0.78%	New Hampton	0.65%			<i>Wentworth's Location</i>	
Allenstown	1.19%	Rindge	0.91%	Springfield	0.78%	Sanbornton	0.65%				
Epsom	1.19%	Canaan	0.90%	Wilmot	0.78%	Hinsdale	0.64%				
Pembroke	1.19%	Grafton	0.90%	Newfields	0.76%	Richmond	0.64%				
Enfield	1.17%	Hanover	0.90%	Newmarket	0.76%	Swanzey	0.64%				
Grantham	1.17%	Lyme	0.90%	North Hampton	0.76%	Winchester	0.64%				
Lebanon	1.17%	Orange	0.90%	Stratham	0.76%	Londonderry	0.63%				
Plainfield	1.17%	Orford	0.90%	Wolfeboro	0.75%	Windham	0.63%				
Goshen	1.12%	Piermont	0.90%	Antrim	0.72%	Greenland	0.63%				