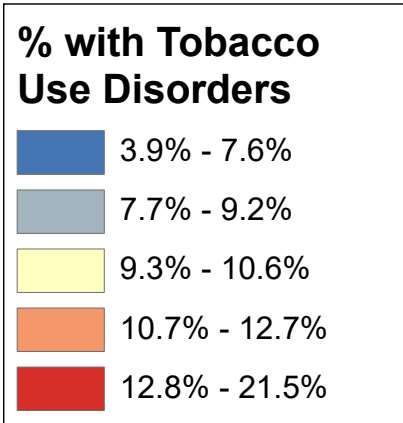
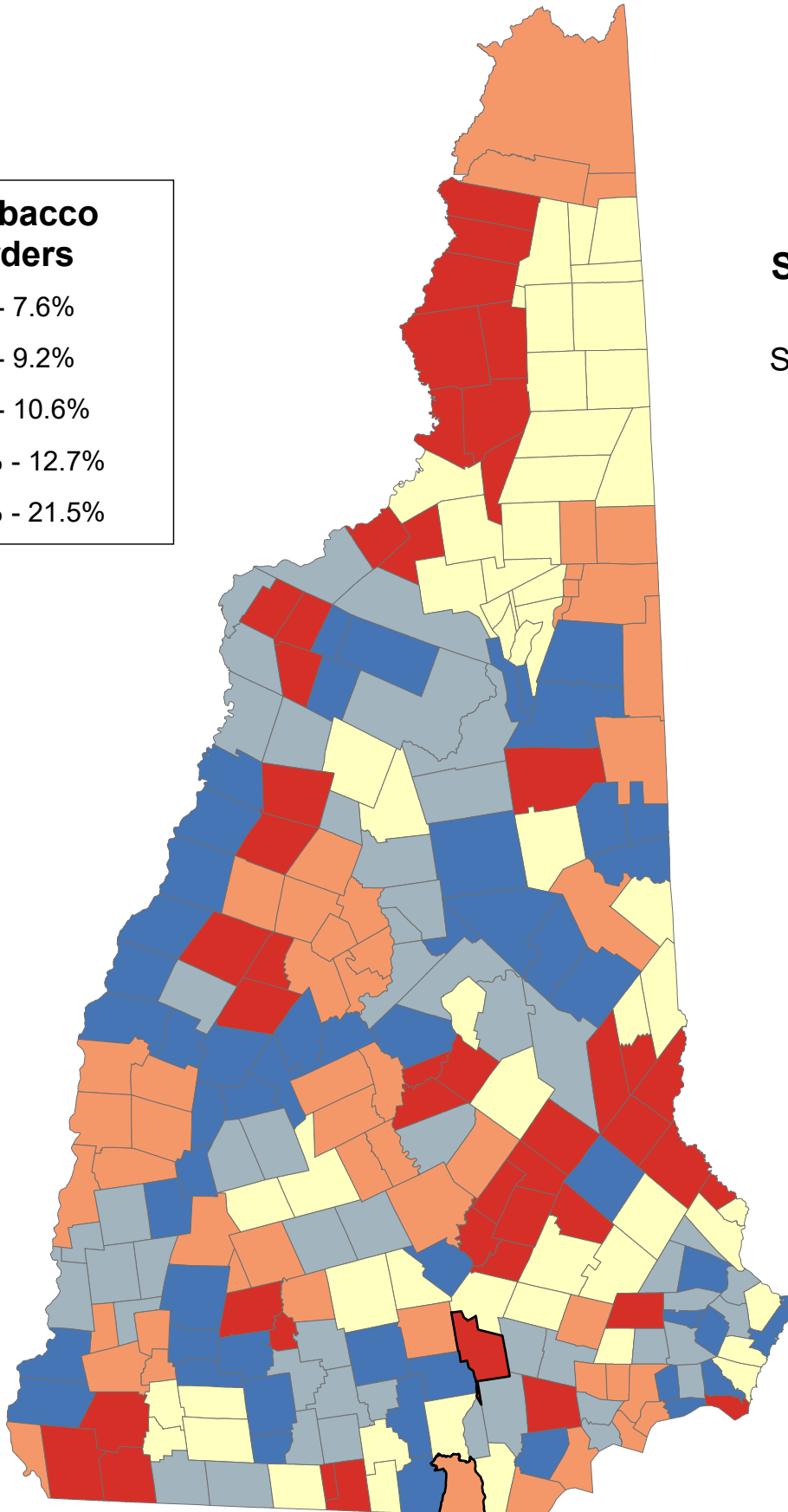


# Percentage of Medicare Beneficiaries Age 65+ Ever Diagnosed with Tobacco Use Disorders

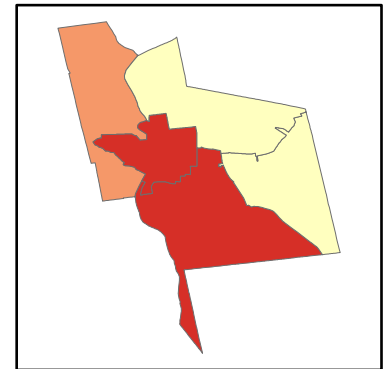


**State Average: 10.4%**

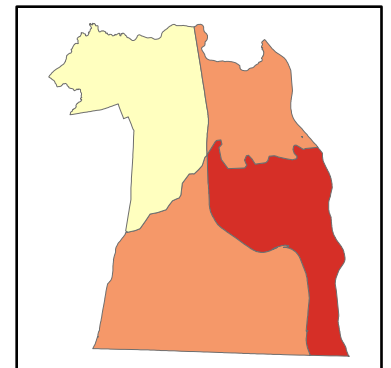
Source: CMS, 2014, 2015



**Manchester Neighborhoods**



**Nashua Neighborhoods**



## % 65+ with Tobacco Use Disorders

Acworth	9.15%	Dalton	14.28%	Haverhill	9.14%	Nelson	6.80%	South Hampton	4.82%	<b>Manchester</b>	
Albany	15.07%	Danbury	7.01%	Hebron	11.60%	New Boston	6.92%	Springfield	6.71%	Central Manchester	21.42%
Alexandria	10.64%	Danville	11.55%	Henniker	9.04%	New Castle	6.26%	Stark	14.32%	Manchester: West	12.57%
Allenstown	13.33%	Deerfield	10.48%	Hill	7.01%	New Durham	12.91%	Stewartstown	13.86%	Manchester: South	12.93%
Alstead	9.15%	Deering	10.77%	Hillsborough	10.77%	New Hampton	7.91%	Stoddard	6.80%	Manchester: North	9.69%
Alton	7.66%	Derry	13.56%	Hinsdale	11.85%	New Ipswich	10.43%	Strafford	5.22%	Manchester: East	9.84%
Amherst	6.82%	Dorchester	11.60%	Holderness	8.04%	New London	4.42%	Stratford	13.86%		
Andover	12.43%	Dover	9.46%	Hollis	6.21%	Newbury	8.35%	Stratham	6.06%	<b>Nashua</b>	
Antrim	12.82%	Dublin	10.51%	Hooksett	9.50%	Newfields	6.06%	Sugar Hill	5.81%	Nashua: Zip 03060	15.40%
Ashland	8.04%	Dummer	10.59%	Hopkinton	7.90%	Newington	8.40%	Sullivan	11.04%	Nashua: Zip 03062	10.65%
Atkinson	8.23%	Dunbarton	10.56%	Hudson	10.05%	Newmarket	9.18%	Sunapee	7.08%	Nashua: Zip 03063	9.39%
Auburn	8.75%	Durham	5.96%	Jackson	7.56%	Newport	12.68%	Surry	11.04%	Nashua: Zip 03064	12.25%
Barnstead	16.55%	East Kingston	4.82%	Jaffrey	9.90%	Newton	11.26%	Sutton	8.35%		
Barrington	9.82%	Easton	5.81%	Jefferson	10.48%	North Hampton	9.76%	Swanzy	14.13%		
Bartlett	7.56%	Eaton	6.28%	Keene	11.04%	Northfield	13.40%	Tamworth	10.36%		
Bath	8.06%	Effingham	10.25%	Kensington	8.24%	Northumberland	14.32%	Temple	9.18%		
Bedford	7.25%	Ellsworth	8.76%	Kingston	12.45%	Northwood	16.10%	Thornton	9.25%	<b>Unincorporated Places</b>	
Belmont	12.86%	Enfield	8.79%	Laconia	10.48%	Nottingham	9.51%	Tilton	13.40%	<i>Atkinson and Gilmanton Academy Grant</i>	
Bennington	12.82%	Epping	13.62%	Lancaster	10.37%	Orange	13.17%	Troy	10.51%	<i>Bean's Grant</i>	
Benton	9.14%	Epsom	14.61%	Landaff	13.13%	Orford	6.64%	Tuftonboro	6.41%	<i>Bean's Purchase</i>	
Berlin	10.42%	Errol	10.59%	Langdon	9.15%	Ossipee	12.44%	Unity	12.68%	<i>Cambridge</i>	
Bethlehem	9.12%	Exeter	8.24%	Lebanon	7.54%	Pelham	11.01%	Wakefield	10.25%	<i>Chandler's Purchase</i>	
Boscawen	12.18%	Farmington	13.24%	Lee	7.84%	Pembroke	13.33%	Walpole	8.25%	<i>Crawford's Purchase</i>	
Bow	7.19%	Fitzwilliam	8.68%	Lempster	7.08%	Peterborough	4.91%	Warner	9.97%	<i>Cutt's Grant</i>	
Bradford	9.97%	Francestown	9.18%	Lincoln	7.80%	Piermont	6.64%	Warren	16.99%	<i>Dix's Grant</i>	
Brentwood	8.24%	Franconia	5.81%	Lisbon	13.13%	Pittsburg	10.83%	Washington	10.77%	<i>Dixville</i>	
Bridgewater	10.64%	Franklin	11.94%	Litchfield	8.68%	Pittsfield	13.59%	Waterville Valley	7.80%	<i>Erving's Location</i>	
Bristol	10.64%	Freedom	6.28%	Littleton	9.09%	Plainfield	7.54%	Weare	10.56%	<i>Green's Grant</i>	
Brookfield	10.06%	Fremont	9.46%	Londonderry	8.73%	Plaisow	11.77%	Webster	12.18%	<i>Hadley's Purchase</i>	
Brookline	9.76%	Gilford	8.81%	Loudon	11.61%	Plymouth	10.64%	Wentworth	16.99%	<i>Kilkenny</i>	
Campton	8.76%	Gilmanton	9.25%	Lyman	13.13%	Portsmouth	10.02%	Westmoreland	5.96%	<i>Livermore</i>	
Canaan	13.17%	Gilsum	9.15%	Lyme	6.64%	Randolph	10.48%	Whitefield	14.28%	<i>Low and Burbank's Grant</i>	
Candia	9.37%	Goffstown	11.05%	Lyndeborough	8.90%	Raymond	12.03%	Wilmot	6.71%	<i>Martin's Location</i>	
Canterbury	7.99%	Gorham	11.18%	Madbury	7.84%	Richmond	14.13%	Wilton	8.73%	<i>Millsfield</i>	
Carroll	10.48%	Goshen	7.08%	Madison	5.20%	Rindge	8.68%	Winchester	14.13%	<i>Odell</i>	
Center Harbor	5.37%	Grafton	13.17%	Manchester	13.37%	Rochester	13.08%	Windham	7.14%	<i>Pinkham's Grant</i>	
Charlestown	12.68%	Grantham	6.60%	Marlborough	10.51%	Rollinsford	10.50%	Windsor	10.77%	<i>Sargent's Purchase</i>	
Chatham	10.93%	Greenfield	9.18%	Marlow	9.15%	Roxbury	11.04%	Wolfeboro	6.86%	<i>Second College Grant</i>	
Chester	9.20%	Greenland	8.40%	Mason	16.67%	Rumney	11.60%	Woodstock	9.25%	<i>Success</i>	
Chesterfield	5.93%	Greenville	16.67%	Meredith	7.91%	Rye	6.43%			<i>Thompson and Meserves Purchase</i>	
Chichester	13.59%	Groton	11.60%	Merrimack	9.85%	Salem	11.44%			<i>Wentworth's Location</i>	
Claremont	12.68%	Hale's Location	7.56%	Middleton	12.91%	Salisbury	12.43%				
Clarksville	10.83%	Hampstead	9.08%	Milan	10.59%	Sanbornton	7.01%				
Colebrook	13.86%	Hampton	10.19%	Milford	10.39%	Sandown	10.73%				
Columbia	13.86%	Hampton Falls	6.65%	Milton	14.42%	Sandwich	4.87%				
Concord	12.18%	Hancock	4.67%	Monroe	8.06%	Seabrook	16.40%				
Conway	10.93%	Hanover	3.95%	Mont Vernon	8.90%	Sharon	4.91%				
Cornish	12.68%	Harrisville	6.80%	Moultonborough	4.87%	Shelburne	11.18%				
Croydon	12.68%	Hart's Location	7.56%	Nashua	12.09%	Somersworth	14.27%				

## % 65+ with Tobacco Use Disorders (Ranked)

Warren	16.99%	Unity	12.68%	Troy	10.51%	Lyndeborough	8.90%	New Boston	6.92%	<b>Manchester</b>	
Wentworth	16.99%	Kingston	12.45%	Rollinsford	10.50%	Mont Vernon	8.90%	Wolfeboro	6.86%	Central Manchester	21.42%
Greenville	16.67%	Ossipee	12.44%	Carroll	10.48%	Gilford	8.81%	Amherst	6.82%	Manchester: South	12.93%
Mason	16.67%	Andover	12.43%	Jefferson	10.48%	Enfield	8.79%	Harrisville	6.80%	Manchester: West	12.57%
Barnstead	16.55%	Salisbury	12.43%	Randolph	10.48%	Campton	8.76%	Nelson	6.80%	Manchester: East	9.84%
Seabrook	16.40%	Boscawen	12.18%	Laconia	10.48%	Ellsworth	8.76%	Stoddard	6.80%	Manchester: North	9.69%
Northwood	16.10%	Concord	12.18%	Deerfield	10.48%	Auburn	8.75%	Springfield	6.71%		
Albany	15.07%	Webster	12.18%	New Ipswich	10.43%	Londonderry	8.73%	Wilmot	6.71%	<b>Nashua</b>	
Epsom	14.61%	Nashua	12.09%	Berlin	10.42%	Wilton	8.73%	Hampton Falls	6.65%	Nashua: Zip 03060	15.40%
Milton	14.42%	Raymond	12.03%	Milford	10.39%	Litchfield	8.68%	Lyme	6.64%	Nashua: Zip 03064	12.25%
Northumberland	14.32%	Franklin	11.94%	Lancaster	10.37%	Fitzwilliam	8.68%	Orford	6.64%	Nashua: Zip 03062	10.65%
Stark	14.32%	Hinsdale	11.85%	Tamworth	10.36%	Rindge	8.68%	Piermont	6.64%	Nashua: Zip 03063	9.39%
Dalton	14.28%	Plaistow	11.77%	Effingham	10.25%	Greenland	8.40%	Grantham	6.60%		
Whitefield	14.28%	Loudon	11.61%	Wakefield	10.25%	Newington	8.40%	Rye	6.43%		
Somersworth	14.27%	Dorchester	11.60%	Hampton	10.19%	Newbury	8.35%	Tuftsboro	6.41%		
Richmond	14.13%	Groton	11.60%	Brookfield	10.06%	Sutton	8.35%	Eaton	6.28%		
Swanzey	14.13%	Hebron	11.60%	Hudson	10.05%	Walpole	8.25%	Freedom	6.28%	<b>Unincorporated Places</b>	
Winchester	14.13%	Rumney	11.60%	Portsmouth	10.02%	Brentwood	8.24%	New Castle	6.26%	<i>Atkinson and Gilmanton Academy Grant</i>	
Colebrook	13.86%	Danville	11.55%	Bradford	9.97%	Exeter	8.24%	Hollis	6.21%	<i>Bean's Grant</i>	
Columbia	13.86%	Salem	11.44%	Warner	9.97%	Kensington	8.24%	Newfields	6.06%	<i>Bean's Purchase</i>	
Stewartstown	13.86%	Newton	11.26%	Jaffrey	9.90%	Atkinson	8.23%	Stratham	6.06%	<i>Cambridge</i>	
Stratford	13.86%	Gorham	11.18%	Merrimack	9.85%	Bath	8.06%	Durham	5.96%	<i>Chandler's Purchase</i>	
Epping	13.62%	Shelburne	11.18%	Barrington	9.82%	Monroe	8.06%	Moultonborough	5.96%	<i>Crawford's Purchase</i>	
Chichester	13.59%	Goffstown	11.05%	North Hampton	9.76%	Ashland	8.04%	Chesterfield	5.93%	<i>Cutt's Grant</i>	
Pittsfield	13.59%	Keene	11.04%	Brookline	9.76%	Holderness	8.04%	Easton	5.81%	<i>Dix's Grant</i>	
Derry	13.56%	Roxbury	11.04%	Nottingham	9.51%	Canterbury	7.99%	Franconia	5.81%	<i>Dixville</i>	
Northfield	13.40%	Sullivan	11.04%	Hooksett	9.50%	Meredith	7.91%	Sugar Hill	5.81%	<i>Erving's Location</i>	
Tilton	13.40%	Surry	11.04%	Fremont	9.46%	New Hampton	7.91%	Center Harbor	5.37%	<i>Green's Grant</i>	
Manchester	13.37%	Pelham	11.01%	Dover	9.46%	Hopkinton	7.90%	Strafford	5.22%	<i>Hadley's Purchase</i>	
Allenstown	13.33%	Chatham	10.93%	Candia	9.37%	Lee	7.84%	Madison	5.20%	<i>Kilkenny</i>	
Pembroke	13.33%	Conway	10.93%	Thornton	9.25%	Madbury	7.84%	Peterborough	4.91%	<i>Livermore</i>	
Farmington	13.24%	Clarksville	10.83%	Woodstock	9.25%	Lincoln	7.80%	Sharon	4.91%	<i>Low and Burbank's Grant</i>	
Canaan	13.17%	Pittsburg	10.83%	Gilmanton	9.25%	Waterville Valley	7.80%	Moultonborough	4.87%	<i>Martin's Location</i>	
Grafton	13.17%	Deering	10.77%	Chester	9.20%	Alton	7.66%	Sandwich	4.87%	<i>Millsfield</i>	
Orange	13.17%	Hillsborough	10.77%	Francestown	9.18%	Bartlett	7.56%	East Kingston	4.82%	<i>Odell</i>	
Landaff	13.13%	Washington	10.77%	Greenfield	9.18%	Hale's Location	7.56%	South Hampton	4.82%	<i>Pinkham's Grant</i>	
Lisbon	13.13%	Windsor	10.77%	Temple	9.18%	Hart's Location	7.56%	Hancock	4.67%	<i>Sargent's Purchase</i>	
Lyman	13.13%	Sandown	10.73%	Newmarket	9.18%	Jackson	7.56%	New London	4.42%	<i>Second College Grant</i>	
Rochester	13.08%	Alexandria	10.64%	Acworth	9.15%	Lebanon	7.54%	Hanover	3.95%	<i>Success</i>	
Middleton	12.91%	Bridgewater	10.64%	Alstead	9.15%	Plainfield	7.54%			<i>Thompson and Meserves Purchase</i>	
New Durham	12.91%	Bristol	10.64%	Gilsum	9.15%	Bedford	7.25%			<i>Wentworth's Location</i>	
Belmont	12.86%	Plymouth	10.64%	Langdon	9.15%	Bow	7.19%				
Antrim	12.82%	Dummer	10.59%	Marlow	9.15%	Windham	7.14%				
Bennington	12.82%	Errol	10.59%	Benton	9.14%	Goshen	7.08%				
Charlestown	12.68%	Milan	10.59%	Haverhill	9.14%	Lempster	7.08%				
Claremont	12.68%	Dunbarton	10.56%	Bethlehem	9.12%	Sunapee	7.08%				
Cornish	12.68%	Ware	10.56%	Littleton	9.09%	Danbury	7.01%				
Croydon	12.68%	Dublin	10.51%	Hampstead	9.08%	Hill	7.01%				
Newport	12.68%	Marlborough	10.51%	Henniker	9.04%	Sanbornton	7.01%				