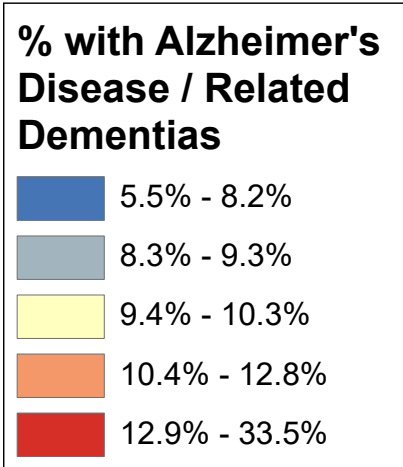
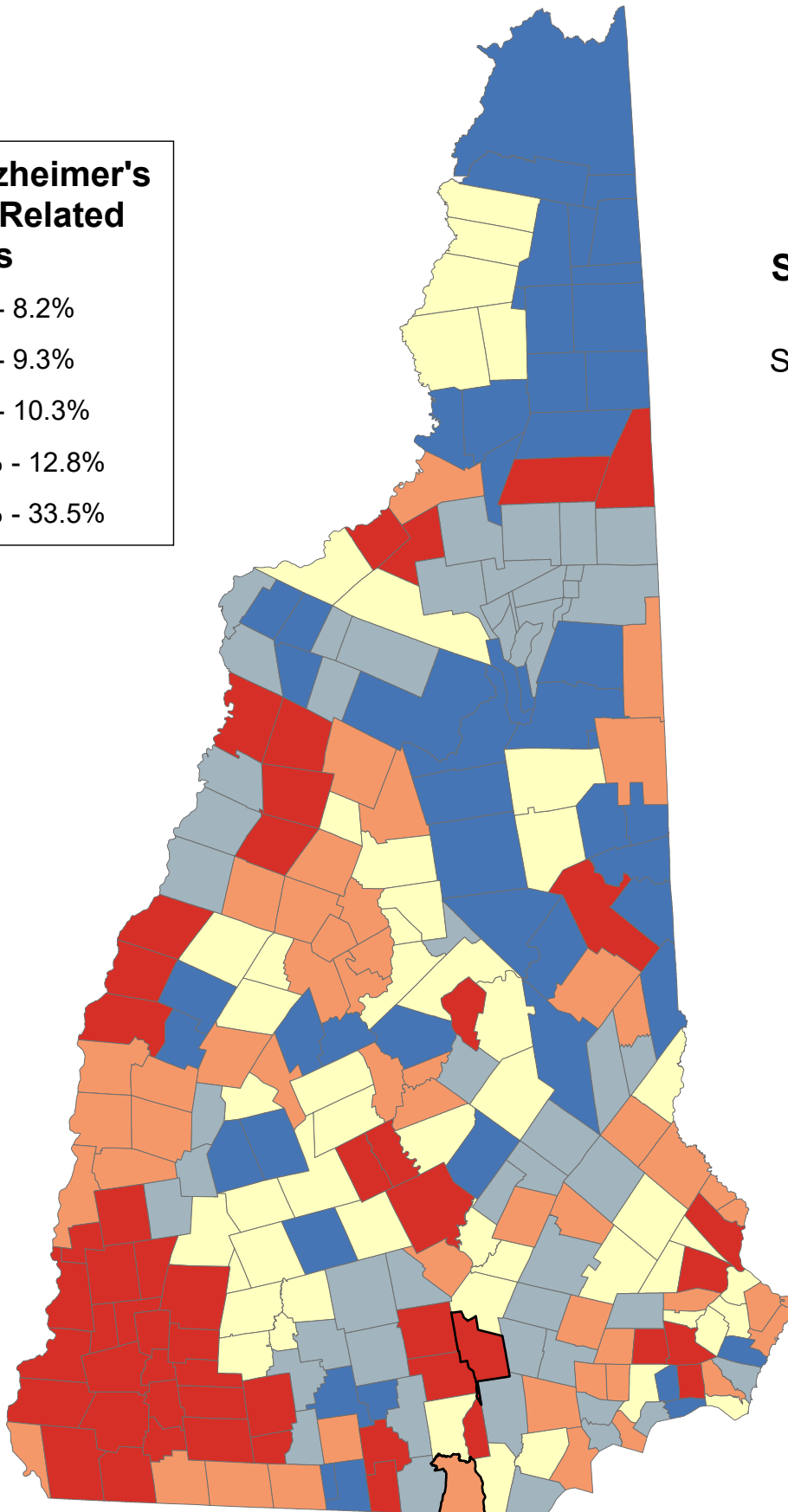


Percentage of Medicare Beneficiaries Age 65+ Years Ever Diagnosed with Alzheimer's Disease / Related Dementias

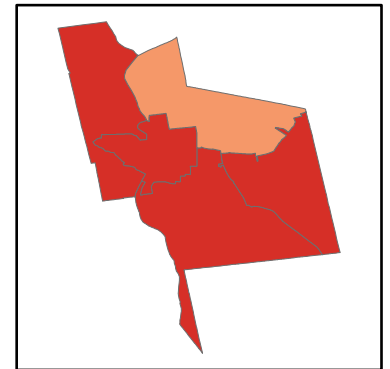


State Average: 12.0%

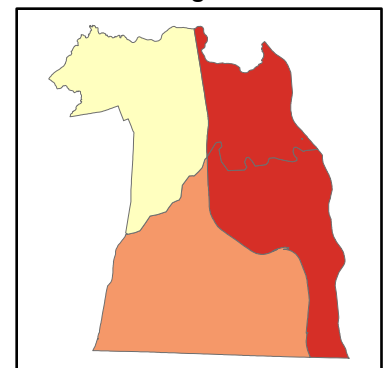
Source: CMS, 2014, 2015



Manchester Neighborhoods



Nashua Neighborhoods



% 65+ with Alzheimer's Disease or Related Dementias

Acworth	19.17%	Dalton	16.58%	Haverhill	14.26%	Nelson	16.66%	South Hampton	8.04%	Manchester	
Albany	10.25%	Danbury	7.19%	Hebron	10.33%	New Boston	8.74%	Springfield	10.51%	Central Manchester	17.34%
Alexandria	11.39%	Danville	12.60%	Henniker	6.17%	New Castle	12.41%	Stark	8.12%	Manchester: West	14.33%
Allenstown	10.20%	Deerfield	8.29%	Hill	7.19%	New Durham	8.53%	Stewartstown	10.16%	Manchester: South	12.89%
Alstead	19.17%	Deering	9.36%	Hillsborough	9.36%	New Hampton	9.66%	Stoddard	16.66%	Manchester: North	12.62%
Alton	8.23%	Derry	12.78%	Hinsdale	11.13%	New Ipswich	10.55%	Strafford	8.91%	Manchester: East	15.12%
Amherst	8.89%	Dorchester	10.33%	Holderness	9.67%	New London	9.79%	Stratford	10.16%		
Andover	9.96%	Dover	16.27%	Hollis	8.75%	Newbury	6.51%	Stratham	9.35%	Nashua	
Antrim	9.38%	Dublin	17.16%	Hooksett	9.88%	Newfields	9.35%	Sugar Hill	9.25%	Nashua: Zip 03060	12.79%
Ashland	9.67%	Dummer	7.95%	Hopkinton	9.29%	Newington	10.17%	Sullivan	28.45%	Nashua: Zip 03062	12.04%
Atkinson	8.49%	Dunbarton	8.69%	Hudson	9.93%	Newmarket	10.30%	Sunapee	9.16%	Nashua: Zip 03063	9.70%
Auburn	8.67%	Durham	14.37%	Jackson	7.41%	Newport	10.53%	Surry	28.45%	Nashua: Zip 03064	13.57%
Barnstead	8.86%	East Kingston	8.04%	Jaffrey	13.61%	Newton	8.43%	Sutton	6.51%		
Barrington	10.12%	Easton	9.25%	Jefferson	8.43%	North Hampton	8.02%	Swanzey	22.58%		
Bartlett	7.41%	Eaton	7.78%	Keene	28.45%	Northfield	12.40%	Tamworth	9.63%		
Bath	8.26%	Effingham	7.57%	Kensington	14.84%	Northumberland	8.12%	Temple	8.52%		
Bedford	14.50%	Ellsworth	9.60%	Kingston	9.98%	Northwood	10.35%	Thornton	11.50%	Unincorporated Places	
Belmont	8.69%	Enfield	7.77%	Laconia	13.64%	Nottingham	9.27%	Tilton	12.40%	<i>Atkinson and Gilmanton Academy Grant</i>	
Bennington	9.38%	Epping	8.76%	Lancaster	12.53%	Orange	9.76%	Troy	17.16%	<i>Bean's Grant</i>	
Benton	14.26%	Epsom	11.91%	Landaff	7.51%	Orford	8.44%	Tuftonboro	7.07%	<i>Bean's Purchase</i>	
Berlin	14.71%	Errol	7.95%	Langdon	19.17%	Ossipee	13.54%	Unity	10.53%	<i>Cambridge</i>	
Bethlehem	9.80%	Exeter	14.84%	Lebanon	12.89%	Pelham	9.23%	Wakefield	7.57%	<i>Chandler's Purchase</i>	
Boscawen	17.01%	Farmington	11.17%	Lee	9.46%	Pembroke	10.20%	Walpole	20.09%	<i>Crawford's Purchase</i>	
Bow	12.03%	Fitzwilliam	12.28%	Lempster	9.16%	Peterborough	16.09%	Warner	9.67%	<i>Cutt's Grant</i>	
Bradford	9.67%	Francestown	8.52%	Lincoln	7.97%	Piermont	8.44%	Warren	16.75%	<i>Dix's Grant</i>	
Brentwood	14.84%	Franconia	9.25%	Lisbon	7.51%	Pittsburg	5.49%	Washington	9.36%	<i>Dixville</i>	
Bridgewater	11.39%	Franklin	12.25%	Litchfield	13.34%	Pittsfield	8.57%	Waterville Valley	7.97%	<i>Erving's Location</i>	
Bristol	11.39%	Freedom	7.78%	Littleton	10.05%	Plainfield	12.89%	Weare	8.69%	<i>Green's Grant</i>	
Brookfield	11.69%	Fremont	10.44%	Londonderry	9.10%	Plaisow	11.39%	Webster	17.01%	<i>Hadley's Purchase</i>	
Brookline	13.05%	Gilford	9.52%	Loudon	7.82%	Plymouth	11.39%	Wentworth	16.75%	<i>Kilkenny</i>	
Campton	9.60%	Gilmanton	10.21%	Lyman	7.51%	Portsmouth	11.89%	Westmoreland	33.51%	<i>Livermore</i>	
Canaan	9.76%	Gilsum	19.17%	Lyme	8.44%	Randolph	8.43%	Whitefield	16.58%	<i>Low and Burbank's Grant</i>	
Candia	8.74%	Goffstown	16.90%	Lyndeborough	8.12%	Raymond	10.48%	Wilmot	10.51%	<i>Martin's Location</i>	
Canterbury	9.69%	Gorham	8.84%	Madbury	9.46%	Richmond	22.58%	Wilton	11.07%	<i>Millsfield</i>	
Carroll	8.43%	Goshen	9.16%	Madison	8.14%	Rindge	12.28%	Winchester	22.58%	<i>Odell</i>	
Center Harbor	8.79%	Grafton	9.76%	Manchester	14.22%	Rochester	12.08%	Windham	9.94%	<i>Pinkham's Grant</i>	
Charlestown	10.53%	Grantham	6.44%	Marlborough	17.16%	Rollinsford	12.70%	Windsor	9.36%	<i>Sargent's Purchase</i>	
Chatham	11.31%	Greenfield	8.52%	Marlow	19.17%	Roxbury	28.45%	Wolfeboro	12.40%	<i>Second College Grant</i>	
Chester	8.23%	Greenland	10.17%	Mason	8.08%	Rumney	10.33%	Woodstock	11.50%	<i>Success</i>	
Chesterfield	16.39%	Greenville	8.08%	Meredith	9.66%	Rye	11.38%			<i>Thompson and Meserves Purchase</i>	
Chichester	8.57%	Groton	10.33%	Merrimack	9.78%	Salem	10.55%			<i>Wentworth's Location</i>	
Claremont	10.53%	Hale's Location	7.41%	Middleton	8.53%	Salisbury	9.96%				
Clarksville	5.49%	Hampstead	8.72%	Milan	7.95%	Sanbornton	7.19%				
Colebrook	10.16%	Hampton	8.85%	Milford	13.30%	Sandown	10.40%				
Columbia	10.16%	Hampton Falls	12.13%	Milton	10.00%	Sandwich	7.49%				
Concord	17.01%	Hancock	9.43%	Monroe	8.26%	Seabrook	9.26%				
Conway	11.31%	Hanover	15.93%	Mont Vernon	8.12%	Sharon	16.09%				
Cornish	10.53%	Harrisville	16.66%	Moultonborough	7.49%	Shelburne	8.84%				
Croydon	10.53%	Hart's Location	7.41%	Nashua	12.04%	Somersworth	12.55%				

% 65+ with Alzheimer's Disease or Related Dementias (Ranked)

Westmoreland	33.51%	Plainfield	12.89%	Hebron	10.33%	Stratham	9.35%	Lyndeborough	8.12%	Manchester	
Keene	28.45%	Derry	12.78%	Rumney	10.33%	Hopkinton	9.29%	Mont Vernon	8.12%	Central Manchester	17.34%
Roxbury	28.45%	Rollinsford	12.70%	Newmarket	10.30%	Nottingham	9.27%	Northumberland	8.12%	Manchester: East	15.12%
Sullivan	28.45%	Danville	12.60%	Albany	10.25%	Seabrook	9.26%	Stark	8.12%	Manchester: West	14.33%
Surry	28.45%	Somersworth	12.55%	Gilmanton	10.21%	Easton	9.25%	Greenville	8.08%	Manchester: South	12.89%
Richmond	22.58%	Lancaster	12.53%	Allenstown	10.20%	Franconia	9.25%	Mason	8.08%	Manchester: North	12.62%
Swanzey	22.58%	New Castle	12.41%	Pembroke	10.20%	Sugar Hill	9.25%	East Kingston	8.04%		
Winchester	22.58%	Wolfeboro	12.40%	Greenland	10.17%	Pelham	9.23%	South Hampton	8.04%	Nashua	
Walpole	20.09%	Northfield	12.40%	Newington	10.17%	Goshen	9.16%	North Hampton	8.02%	Nashua: Zip 03064	13.57%
Acworth	19.17%	Tilton	12.40%	Colebrook	10.16%	Lempster	9.16%	Lincoln	7.97%	Nashua: Zip 03060	12.79%
Alstead	19.17%	Fitzwilliam	12.28%	Columbia	10.16%	Sunapee	9.16%	Waterville Valley	7.97%	Nashua: Zip 03062	12.04%
Gilsum	19.17%	Rindge	12.28%	Stewartstown	10.16%	Londonderry	9.10%	Dummer	7.95%	Nashua: Zip 03063	9.70%
Langdon	19.17%	Franklin	12.25%	Stratford	10.16%	Strafford	8.91%	Errol	7.95%		
Marlow	19.17%	Hampton Falls	12.13%	Barrington	10.12%	Amherst	8.89%	Milan	7.95%		
Dublin	17.16%	Rochester	12.08%	Littleton	10.05%	Barnstead	8.86%	Loudon	7.82%		
Marlborough	17.16%	Nashua	12.04%	Milton	10.00%	Hampton	8.85%	Eaton	7.78%		
Troy	17.16%	Bow	12.03%	Kingston	9.98%	Gorham	8.84%	Freedom	7.78%	Unincorporated Places	
Boscawen	17.01%	Epsom	11.91%	Andover	9.96%	Shelburne	8.84%	Enfield	7.77%	<i>Atkinson and Gilmanton Academy Grant</i>	
Concord	17.01%	Portsmouth	11.89%	Salisbury	9.96%	Center Harbor	8.79%	Effingham	7.57%	<i>Bean's Grant</i>	
Webster	17.01%	Brookfield	11.69%	Windham	9.94%	Epping	8.76%	Wakefield	7.57%	<i>Bean's Purchase</i>	
Goffstown	16.90%	Thornton	11.50%	Hudson	9.93%	Hollis	8.75%	Landaff	7.51%	<i>Cambridge</i>	
Warren	16.75%	Woodstock	11.50%	Hooksett	9.88%	New Boston	8.74%	Lisbon	7.51%	<i>Chandler's Purchase</i>	
Wentworth	16.75%	Plaistow	11.39%	Bethlehem	9.80%	Candia	8.74%	Tuftsboro	7.51%	<i>Crawford's Purchase</i>	
Harrisville	16.66%	Alexandria	11.39%	New London	9.79%	Hampstead	8.72%	Moultonborough	7.49%	<i>Cutt's Grant</i>	
Nelson	16.66%	Bridgewater	11.39%	Merrimack	9.78%	Dunbarton	8.69%	Sandwich	7.49%	<i>Dix's Grant</i>	
Stoddard	16.66%	Bristol	11.39%	Canaan	9.76%	Weare	8.69%	Bartlett	7.41%	<i>Dixville</i>	
Dalton	16.58%	Plymouth	11.39%	Grafton	9.76%	Belmont	8.69%	Hale's Location	7.41%	<i>Erving's Location</i>	
Whitefield	16.58%	Rye	11.38%	Orange	9.76%	Auburn	8.67%	Hart's Location	7.41%	<i>Green's Grant</i>	
Chesterfield	16.39%	Chatham	11.31%	Canterbury	9.69%	Chichester	8.57%	Jackson	7.41%	<i>Hadley's Purchase</i>	
Dover	16.27%	Conway	11.31%	Ashland	9.67%	Pittsfield	8.57%	Danbury	7.19%	<i>Kilkenny</i>	
Peterborough	16.09%	Farmington	11.17%	Holderness	9.67%	Middleton	8.53%	Hill	7.19%	<i>Livermore</i>	
Sharon	16.09%	Hinsdale	11.13%	Bradford	9.67%	New Durham	8.53%	Sanbornton	7.19%	<i>Low and Burbank's Grant</i>	
Hanover	15.93%	Wilton	11.07%	Warner	9.67%	Francestown	8.52%	Tuftsboro	7.07%	<i>Martin's Location</i>	
Brentwood	14.84%	New Ipswich	10.55%	Meredith	9.66%	Greenfield	8.52%	Newbury	6.51%	<i>Millsfield</i>	
Exeter	14.84%	Salem	10.55%	New Hampton	9.66%	Temple	8.52%	Sutton	6.51%	<i>Odell</i>	
Kensington	14.84%	Charlestown	10.53%	Tamworth	9.63%	Atkinson	8.49%	Grantham	6.44%	<i>Pinkham's Grant</i>	
Berlin	14.71%	Claremont	10.53%	Campton	9.60%	Lyme	8.44%	Henniker	6.17%	<i>Sargent's Purchase</i>	
Bedford	14.50%	Cornish	10.53%	Ellsworth	9.60%	Orford	8.44%	Clarksville	5.49%	<i>Second College Grant</i>	
Durham	14.37%	Croydon	10.53%	Gilford	9.52%	Piermont	8.44%	Pittsburg	5.49%	<i>Success</i>	
Benton	14.26%	Newport	10.53%	Lee	9.46%	Carroll	8.43%			<i>Thompson and Meserves Purchase</i>	
Haverhill	14.26%	Unity	10.53%	Madbury	9.46%	Jefferson	8.43%			<i>Wentworth's Location</i>	
Manchester	14.22%	Springfield	10.51%	Hancock	9.43%	Randolph	8.43%				
Laconia	13.64%	Wilmot	10.51%	Antrim	9.38%	Newton	8.43%				
Jaffrey	13.61%	Raymond	10.48%	Bennington	9.38%	Deerfield	8.29%				
Ossipee	13.54%	Fremont	10.44%	Deering	9.36%	Bath	8.26%				
Litchfield	13.34%	Sandown	10.40%	Hillsborough	9.36%	Monroe	8.26%				
Milford	13.30%	Northwood	10.35%	Washington	9.36%	Chester	8.23%				
Brookline	13.05%	Dorchester	10.33%	Windsor	9.36%	Alton	8.23%				
Lebanon	12.89%	Groton	10.33%	Newfields	9.35%	Madison	8.14%				