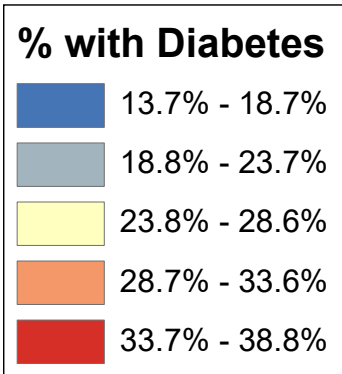
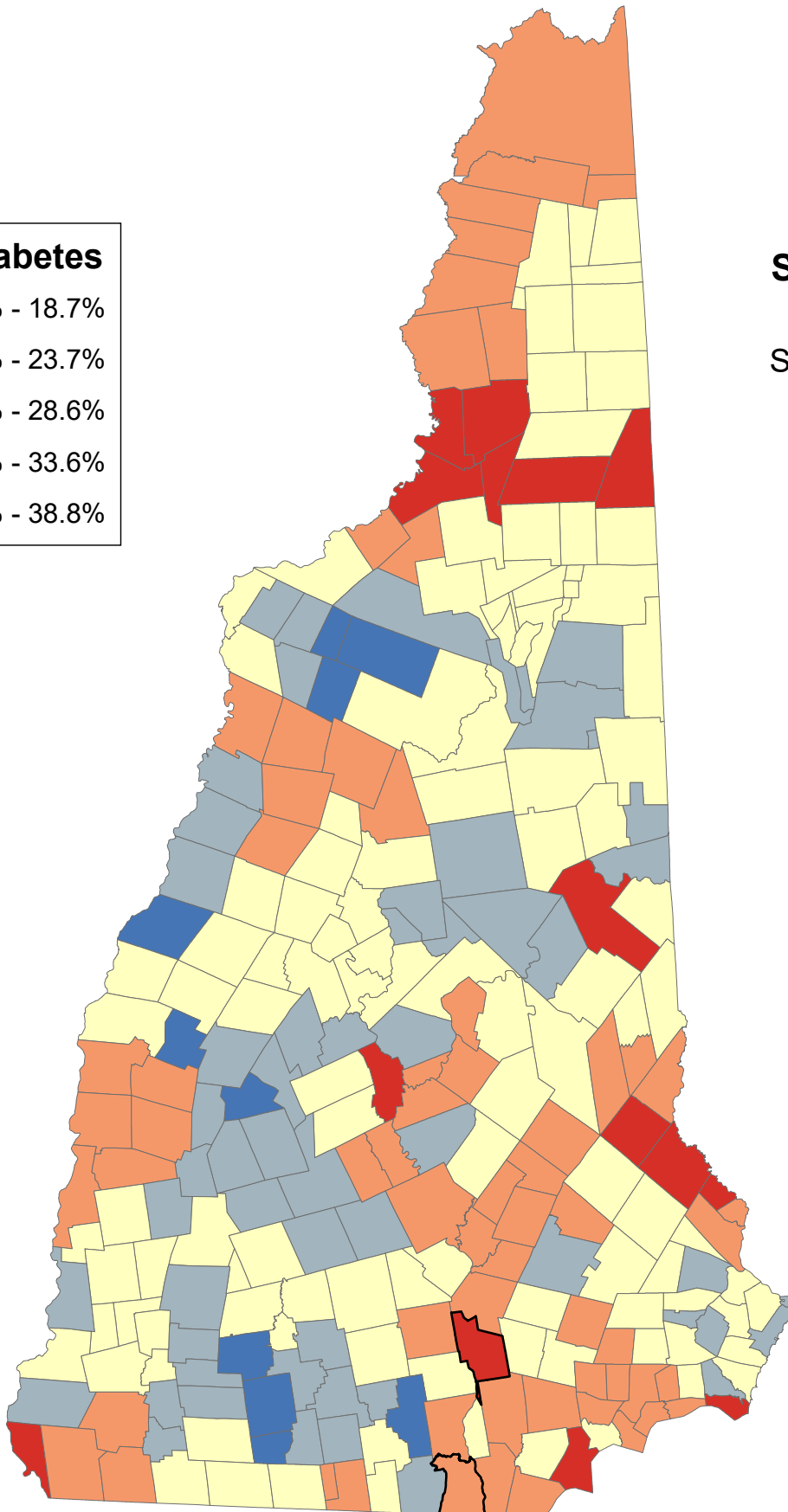


Percentage of Medicare Beneficiaries Age 65+ Years Ever Diagnosed with Diabetes

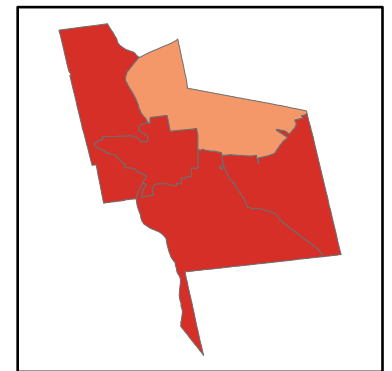


State Average: 28.2%

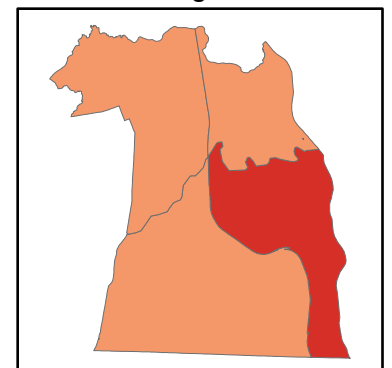
Source: CMS, 2014, 2015



Manchester Neighborhoods



Nashua Neighborhoods



% 65+ with Diabetes

Acworth	23.84%	Dalton	33.14%	Haverhill	29.00%	Nelson	20.93%	South Hampton	29.35%	Manchester	
Albany	28.01%	Danbury	20.86%	Hebron	24.71%	New Boston	24.70%	Springfield	19.36%	Central Manchester	38.75%
Alexandria	25.03%	Danville	33.48%	Henniker	21.42%	New Castle	19.39%	Stark	38.57%	Manchester: West	33.85%
Allenstown	30.46%	Deerfield	22.78%	Hill	20.86%	New Durham	31.03%	Stewartstown	30.57%	Manchester: South	35.58%
Alstead	23.84%	Deering	27.30%	Hillsborough	27.30%	New Hampton	24.33%	Stoddard	20.93%	Manchester: North	29.27%
Alton	24.92%	Derry	33.24%	Hinsdale	35.39%	New Ipswich	27.09%	Strafford	25.54%	Manchester: East	34.04%
Amherst	17.57%	Dorchester	24.71%	Holderness	23.55%	New London	16.41%	Stratford	30.57%		
Andover	27.28%	Dover	31.07%	Hollis	20.34%	Newbury	20.29%	Stratham	22.23%	Nashua	
Antrim	23.76%	Dublin	23.35%	Hooksett	29.68%	Newfields	22.23%	Sugar Hill	18.02%	Nashua: Zip 03060	34.89%
Ashland	23.55%	Dummer	25.73%	Hopkinton	21.25%	Newington	27.44%	Sullivan	27.21%	Nashua: Zip 03062	30.62%
Atkinson	26.94%	Dunbarton	24.18%	Hudson	30.76%	Newmarket	26.30%	Sunapee	19.75%	Nashua: Zip 03063	29.02%
Auburn	27.40%	Durham	20.98%	Jackson	19.26%	Newport	28.65%	Surry	27.21%	Nashua: Zip 03064	28.83%
Barnstead	30.67%	East Kingston	29.35%	Jaffrey	26.31%	Newton	28.64%	Sutton	20.29%		
Barrington	28.00%	Easton	18.02%	Jefferson	27.07%	North Hampton	23.85%	Swanzey	29.05%		
Bartlett	19.26%	Eaton	23.65%	Keene	27.21%	Northfield	32.69%	Tamworth	27.38%		
Bath	25.27%	Effingham	25.61%	Kensington	26.11%	Northumberland	38.57%	Temple	21.50%		
Bedford	24.90%	Ellsworth	24.51%	Kingston	28.99%	Northwood	29.98%	Thornton	29.85%	Unincorporated Places	
Belmont	31.00%	Enfield	26.46%	Laconia	29.50%	Nottingham	25.03%	Tilton	32.69%	<i>Atkinson and Gilmanton Academy Grant</i>	
Bennington	23.76%	Epping	28.59%	Lancaster	35.64%	Orange	27.52%	Troy	23.35%	<i>Bean's Grant</i>	
Benton	29.00%	Epsum	28.90%	Landaff	22.44%	Orford	21.68%	Tuftonboro	22.95%	<i>Bean's Purchase</i>	
Berlin	35.01%	Errol	25.73%	Langdon	23.84%	Ossipee	33.92%	Unity	28.65%	<i>Cambridge</i>	
Bethlehem	19.44%	Exeter	26.11%	Lebanon	25.47%	Pelham	32.73%	Wakefield	25.61%	<i>Chandler's Purchase</i>	
Boscawen	29.58%	Farmington	36.88%	Lee	25.76%	Pembroke	30.46%	Walpole	22.66%	<i>Crawford's Purchase</i>	
Bow	26.25%	Fitzwilliam	25.68%	Lempster	19.75%	Peterborough	18.62%	Warner	22.56%	<i>Cutt's Grant</i>	
Bradford	22.56%	Francestown	21.50%	Lincoln	27.93%	Piermont	21.68%	Warren	32.32%	<i>Dix's Grant</i>	
Brentwood	26.11%	Franconia	18.02%	Lisbon	22.44%	Pittsburg	29.31%	Washington	27.30%	<i>Dixville</i>	
Bridgewater	25.03%	Franklin	33.95%	Litchfield	28.54%	Pittsfield	33.43%	Waterville Valley	27.93%	<i>Erving's Location</i>	
Bristol	25.03%	Freedom	23.65%	Littleton	24.91%	Plainfield	25.47%	Weare	24.18%	<i>Green's Grant</i>	
Brookfield	28.40%	Fremont	30.99%	Londonderry	28.73%	Plaisow	31.38%	Webster	29.58%	<i>Hadley's Purchase</i>	
Brookline	27.99%	Gilford	26.91%	Loudon	27.21%	Plymouth	25.03%	Wentworth	32.32%	<i>Kilkenny</i>	
Campton	24.51%	Gilmanton	24.46%	Lyman	22.44%	Portsmouth	28.11%	Westmoreland	25.29%	<i>Livermore</i>	
Canaan	27.52%	Gilsum	23.84%	Lyme	21.68%	Randolph	27.07%	Whitefield	33.14%	<i>Low and Burbank's Grant</i>	
Candia	26.60%	Goffstown	32.14%	Lyndeborough	19.64%	Raymond	32.16%	Wilmot	19.36%	<i>Martin's Location</i>	
Canterbury	21.10%	Gorham	28.09%	Madbury	25.76%	Richmond	29.05%	Wilton	20.71%	<i>Millsfield</i>	
Carroll	27.07%	Goshen	19.75%	Madison	24.91%	Rindge	25.68%	Winchester	29.05%	<i>Odell</i>	
Center Harbor	20.93%	Grafton	27.52%	Manchester	34.35%	Rochester	34.86%	Windham	28.36%	<i>Pinkham's Grant</i>	
Charlestown	28.65%	Grantham	17.98%	Marlborough	23.35%	Rollinsford	29.69%	Windsor	27.30%	<i>Sargent's Purchase</i>	
Chatham	25.95%	Greenfield	21.50%	Marlow	23.84%	Roxbury	27.21%	Wolfeboro	24.32%	<i>Second College Grant</i>	
Chester	28.12%	Greenland	27.44%	Mason	28.69%	Rumney	24.71%	Woodstock	29.85%	<i>Success</i>	
Chesterfield	21.69%	Greenville	28.69%	Meredith	24.33%	Rye	20.61%			<i>Thompson and Meserves Purchase</i>	
Chichester	33.43%	Groton	24.71%	Merrimack	29.13%	Salem	33.84%			<i>Wentworth's Location</i>	
Claremont	28.65%	Hale's Location	19.26%	Middleton	31.03%	Salisbury	27.28%				
Clarksville	29.31%	Hampstead	30.30%	Milan	25.73%	Sanbornton	20.86%				
Colebrook	30.57%	Hampton	26.20%	Milford	26.88%	Sandown	30.56%				
Columbia	30.57%	Hampton Falls	22.47%	Milton	30.16%	Sandwich	22.30%				
Concord	29.58%	Hancock	15.19%	Monroe	25.27%	Seabrook	34.20%				
Conway	25.95%	Hanover	13.74%	Mont Vernon	19.64%	Sharon	18.62%				
Cornish	28.65%	Harrisville	20.93%	Moultonborough	22.30%	Shelburne	28.09%				
Croydon	28.65%	Hart's Location	19.26%	Nashua	31.30%	Somersworth	36.03%				

% 65+ with Diabetes (Ranked)

Northumberland	38.57%	Boscawen	29.58%	Windsor	27.30%	Bedford	24.90%	Henniker	21.42%	Manchester	
Stark	38.57%	Concord	29.58%	Andover	27.28%	Dorchester	24.71%	Hopkinton	21.25%	Central Manchester	38.75%
Farmington	36.88%	Webster	29.58%	Salisbury	27.28%	Groton	24.71%	Canterbury	21.10%	Manchester: South	35.58%
Somersworth	36.03%	Laconia	29.50%	Keene	27.21%	Hebron	24.71%	Durham	20.98%	Manchester: East	34.04%
Lancaster	35.64%	East Kingston	29.35%	Roxbury	27.21%	Rumney	24.71%	Center Harbor	20.93%	Manchester: West	33.85%
Hinsdale	35.39%	South Hampton	29.35%	Sullivan	27.21%	New Boston	24.70%	Harrisville	20.93%	Manchester: North	29.27%
Berlin	35.01%	Clarksville	29.31%	Surry	27.21%	Campton	24.51%	Nelson	20.93%		
Rochester	34.86%	Pittsburg	29.31%	Loudon	27.21%	Ellsworth	24.51%	Stoddard	20.93%	Nashua	
Manchester	34.35%	Merrimack	29.13%	New Ipswich	27.09%	Gilmanton	24.46%	Danbury	20.86%	Nashua: Zip 03060	34.89%
Seabrook	34.20%	Richmond	29.05%	Carroll	27.07%	Meredith	24.33%	Hill	20.86%	Nashua: Zip 03062	30.62%
Franklin	33.95%	Swanzey	29.05%	Jefferson	27.07%	New Hampton	24.33%	Sanbornton	20.86%	Nashua: Zip 03063	29.02%
Ossipee	33.92%	Winchester	29.05%	Randolph	27.07%	Wolfeboro	24.32%	Wilton	20.71%	Nashua: Zip 03064	28.83%
Salem	33.84%	Benton	29.00%	Atkinson	26.94%	Dunbarton	24.18%	Rye	20.61%		
Danville	33.48%	Haverhill	29.00%	Gilford	26.91%	Weare	24.18%	Hollis	20.34%		
Chichester	33.43%	Kingston	28.99%	Millford	26.88%	North Hampton	23.85%	Newbury	20.29%		
Pittsfield	33.43%	Epsom	28.90%	Candia	26.60%	Acworth	23.84%	Sutton	20.29%		
Derry	33.24%	Londonderry	28.73%	Enfield	26.46%	Alstead	23.84%	Goshen	19.75%	Unincorporated Places	
Dalton	33.14%	Greenville	28.69%	Jaffrey	26.31%	Gilsum	23.84%	Lempster	19.75%	<i>Atkinson and Gilmanton Academy Grant</i>	
Whitefield	33.14%	Mason	28.69%	Newmarket	26.30%	Langdon	23.84%	Sunapee	19.75%	<i>Bean's Grant</i>	
Pelham	32.73%	Charlestown	28.65%	Bow	26.25%	Marlow	23.84%	Lyndeborough	19.64%	<i>Bean's Purchase</i>	
Northfield	32.69%	Claremont	28.65%	Hampton	26.20%	Antrim	23.76%	Mont Vernon	19.64%	<i>Cambridge</i>	
Tilton	32.69%	Cornish	28.65%	Brentwood	26.11%	Bennington	23.76%	Bethlehem	19.44%	<i>Chandler's Purchase</i>	
Warren	32.32%	Croydon	28.65%	Exeter	26.11%	Eaton	23.65%	Franconia	19.39%	<i>Crawford's Purchase</i>	
Wentworth	32.32%	Newport	28.65%	Kensington	26.11%	Freedom	23.65%	Springfield	19.36%	<i>Cutt's Grant</i>	
Raymond	32.16%	Unity	28.65%	Chatham	25.95%	Ashland	23.55%	Wilmot	19.36%	<i>Dix's Grant</i>	
Goffstown	32.14%	Newton	28.64%	Conway	25.95%	Holderness	23.55%	Bartlett	19.26%	<i>Dixville</i>	
Plaistow	31.38%	Epping	28.59%	Lee	25.76%	Dublin	23.35%	Hale's Location	19.26%	<i>Erving's Location</i>	
Nashua	31.30%	Litchfield	28.54%	Madbury	25.76%	Marlborough	23.35%	Hart's Location	19.26%	<i>Green's Grant</i>	
Dover	31.07%	Brookfield	28.40%	Dummer	25.73%	Troy	23.35%	Jackson	19.26%	<i>Hadley's Purchase</i>	
Middleton	31.03%	Windham	28.36%	Errol	25.73%	Tuftonboro	22.95%	Peterborough	18.62%	<i>Kilkenny</i>	
New Durham	31.03%	Chester	28.12%	Milan	25.73%	Deerfield	22.78%	Sharon	18.62%	<i>Livermore</i>	
Belmont	31.00%	Portsmouth	28.11%	Fitzwilliam	25.68%	Walpole	22.66%	Easton	18.02%	<i>Low and Burbank's Grant</i>	
Fremont	30.99%	Gorham	28.09%	Rindge	25.68%	Bradford	22.56%	Franconia	18.02%	<i>Martin's Location</i>	
Hudson	30.76%	Shelburne	28.09%	Effingham	25.61%	Warner	22.56%	Sugar Hill	18.02%	<i>Millsfield</i>	
Barnstead	30.67%	Albany	28.01%	Wakefield	25.61%	Hampton Falls	22.47%	Grantham	17.98%	<i>Odell</i>	
Colebrook	30.57%	Barrington	28.00%	Strafford	25.54%	Landaff	22.44%	Amherst	17.57%	<i>Pinkham's Grant</i>	
Columbia	30.57%	Brookline	27.99%	Lebanon	25.47%	Lisbon	22.44%	New London	16.41%	<i>Sargent's Purchase</i>	
Stewartstown	30.57%	Lincoln	27.93%	Plainfield	25.47%	Lyman	22.44%	Hancock	15.19%	<i>Second College Grant</i>	
Stratford	30.57%	Waterville Valley	27.93%	Westmoreland	25.29%	Moultonborough	22.30%	Hanover	13.74%	<i>Success</i>	
Sandown	30.56%	Canaan	27.52%	Bath	25.27%	Sandwich	22.30%			<i>Thompson and Meserves Purchase</i>	
Allenstown	30.46%	Grafton	27.52%	Monroe	25.27%	Newfields	22.23%			<i>Wentworth's Location</i>	
Pembroke	30.46%	Orange	27.52%	Alexandria	25.03%	Stratham	22.23%				
Hampstead	30.30%	Greenland	27.44%	Bridgewater	25.03%	Chesterfield	21.69%				
Milton	30.16%	Newington	27.44%	Bristol	25.03%	Lyme	21.68%				
Northwood	29.98%	Auburn	27.40%	Plymouth	25.03%	Orford	21.68%				
Thornton	29.85%	Tamworth	27.38%	Nottingham	25.03%	Piermont	21.68%				
Woodstock	29.85%	Deering	27.30%	Alton	24.92%	Francesstown	21.50%				
Rollinsford	29.69%	Hillsborough	27.30%	Littleton	24.91%	Greenfield	21.50%				
Hooksett	29.68%	Washington	27.30%	Madison	24.91%	Temple	21.50%				