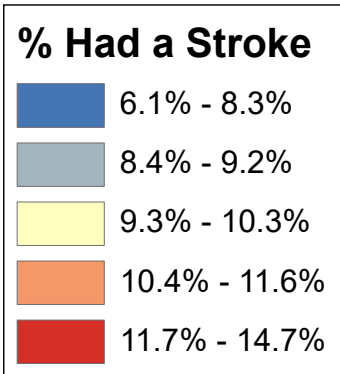
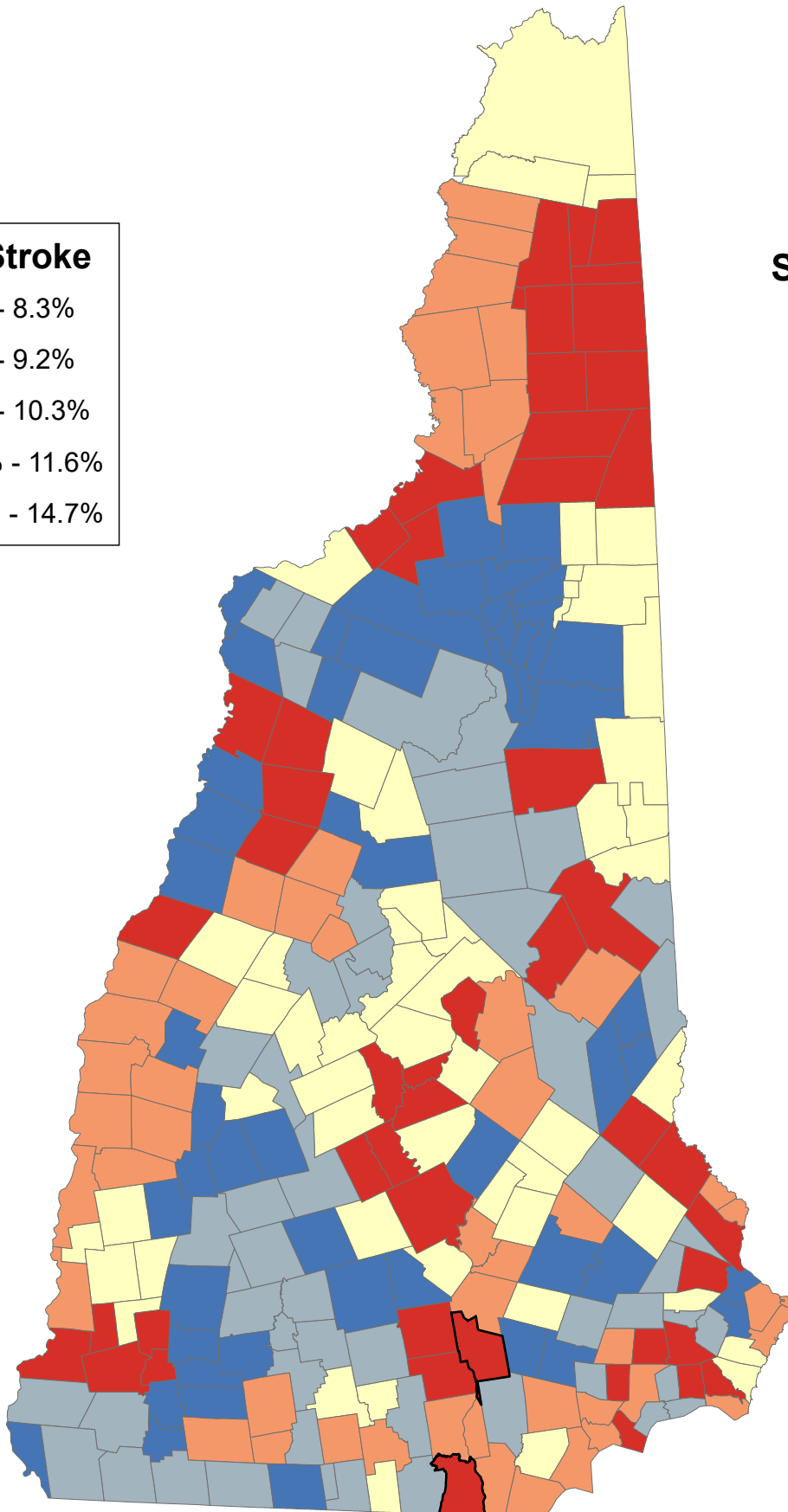


Percentage of Medicare Beneficiaries Age 65+ Years Ever Had a Stroke

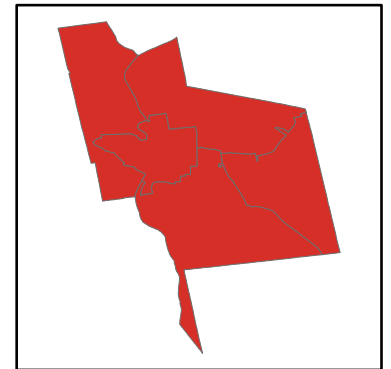


State Average: 10.8%

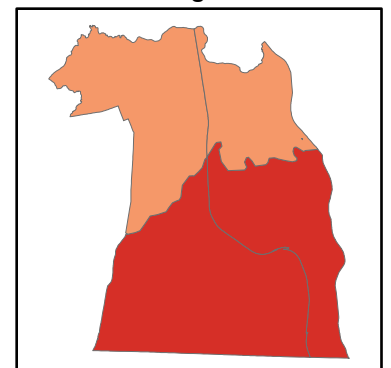
Source: CMS, 2015



Manchester Neighborhoods



Nashua Neighborhoods



% 65+ with Stroke

Acworth	10.12%	Dalton	12.81%	Haverhill	11.81%	Nelson	7.05%	South Hampton	8.92%	Manchester	
Albany	11.60%	Danbury	9.33%	Hebron	10.54%	New Boston	9.14%	Springfield	9.12%	Central Manchester	13.91%
Alexandria	8.66%	Danville	13.67%	Henniker	8.21%	New Castle	10.73%	Stark	10.58%	Manchester: West	14.70%
Allenstown	11.01%	Deerfield	7.43%	Hill	9.33%	New Durham	8.17%	Stewartstown	11.00%	Manchester: South	13.09%
Alstead	10.12%	Deering	8.95%	Hillsborough	8.95%	New Hampton	9.96%	Stoddard	7.05%	Manchester: North	12.03%
Alton	8.54%	Derry	11.53%	Hinsdale	6.75%	New Ipswich	6.63%	Strafford	9.01%	Manchester: East	12.63%
Amherst	9.05%	Dorchester	10.54%	Holderness	10.15%	New London	9.75%	Stratford	11.00%		
Andover	9.35%	Dover	12.64%	Hollis	9.21%	Newbury	7.78%	Stratham	8.39%	Nashua	
Antrim	8.37%	Dublin	8.18%	Hooksett	11.37%	Newfields	8.39%	Sugar Hill	8.32%	Nashua: Zip 03060	13.52%
Ashland	10.15%	Dummer	11.63%	Hopkinton	9.57%	Newington	7.10%	Sullivan	11.93%	Nashua: Zip 03062	12.26%
Atkinson	10.68%	Dunbarton	6.74%	Hudson	10.41%	Newmarket	9.64%	Sunapee	8.15%	Nashua: Zip 03063	10.80%
Auburn	7.14%	Durham	11.87%	Jackson	7.25%	Newport	10.51%	Surry	11.93%	Nashua: Zip 03064	10.96%
Barnstead	10.11%	East Kingston	8.92%	Jaffrey	10.55%	Newton	9.20%	Sutton	7.78%		
Barrington	9.22%	Easton	8.32%	Jefferson	6.83%	North Hampton	9.82%	Swanzey	9.17%		
Bartlett	7.25%	Eaton	9.33%	Keene	11.93%	Northfield	12.11%	Tamworth	8.75%		
Bath	6.48%	Effingham	8.67%	Kensington	12.75%	Northumberland	10.58%	Temple	8.56%		
Bedford	13.29%	Ellsworth	6.15%	Kingston	11.13%	Northwood	11.60%	Thornton	9.95%	Unincorporated Places	
Belmont	9.94%	Enfield	11.01%	Laconia	12.78%	Nottingham	8.07%	Tilton	12.11%	<i>Atkinson and Gilmanton Academy Grant</i>	
Bennington	8.37%	Epping	8.44%	Lancaster	12.73%	Orange	10.08%	Troy	8.18%	<i>Bean's Grant</i>	
Benton	11.81%	Epsum	9.98%	Landaff	9.17%	Orford	7.37%	Tuftonboro	12.02%	<i>Bean's Purchase</i>	
Berlin	14.01%	Errol	11.63%	Langdon	10.12%	Ossipee	11.72%	Unity	10.51%	<i>Cambridge</i>	
Bethlehem	7.22%	Exeter	12.75%	Lebanon	10.43%	Pelham	11.58%	Wakefield	8.67%	<i>Chandler's Purchase</i>	
Boscawen	12.29%	Farmington	12.41%	Lee	8.61%	Pembroke	11.01%	Walpole	10.70%	<i>Crawford's Purchase</i>	
Bow	9.83%	Fitzwilliam	9.16%	Lempster	8.15%	Peterborough	11.45%	Warner	8.50%	<i>Cutt's Grant</i>	
Bradford	8.50%	Francestown	8.56%	Lincoln	8.42%	Piermont	7.37%	Warren	12.30%	<i>Dix's Grant</i>	
Brentwood	12.75%	Franconia	8.32%	Lisbon	9.17%	Pittsburg	10.14%	Washington	8.95%	<i>Dixville</i>	
Bridgewater	8.66%	Franklin	14.07%	Litchfield	10.58%	Pittsfield	10.23%	Waterville Valley	8.42%	<i>Erving's Location</i>	
Bristol	8.66%	Freedom	9.33%	Littleton	10.03%	Plainfield	10.43%	Weare	6.74%	<i>Green's Grant</i>	
Brookfield	7.88%	Fremont	11.59%	Londonderry	8.84%	Plaisow	11.77%	Webster	12.29%	<i>Hadley's Purchase</i>	
Brookline	9.70%	Gilford	10.65%	Loudon	7.56%	Plymouth	8.66%	Wentworth	12.30%	<i>Kilkenny</i>	
Campton	6.15%	Gilmanton	11.07%	Lyman	9.17%	Portsmouth	10.94%	Westmoreland	12.30%	<i>Livermore</i>	
Canaan	10.08%	Gilsum	10.12%	Lyme	7.37%	Randolph	6.83%	Whitefield	12.81%	<i>Low and Burbank's Grant</i>	
Candia	9.67%	Goffstown	12.45%	Lyndeborough	9.67%	Raymond	9.20%	Wilmot	9.12%	<i>Martin's Location</i>	
Canterbury	9.28%	Gorham	10.35%	Madbury	8.61%	Richmond	9.17%	Wilton	10.41%	<i>Millsfield</i>	
Carroll	6.83%	Goshen	8.15%	Madison	10.14%	Rindge	9.16%	Winchester	9.17%	<i>Odell</i>	
Center Harbor	9.36%	Grafton	10.08%	Manchester	13.37%	Rochester	11.77%	Windham	9.50%	<i>Pinkham's Grant</i>	
Charlestown	10.51%	Grantham	8.22%	Marlborough	8.18%	Rollinsford	11.35%	Windsor	8.95%	<i>Sargent's Purchase</i>	
Chatham	9.80%	Greenfield	8.56%	Marlow	10.12%	Roxbury	11.93%	Wolfboro	11.06%	<i>Second College Grant</i>	
Chester	7.55%	Greenland	7.10%	Mason	8.33%	Rumney	10.54%	Woodstock	9.95%	<i>Success</i>	
Chesterfield	8.35%	Greenville	8.33%	Meredith	9.96%	Rye	11.21%			<i>Thompson and Meserves Purchase</i>	
Chichester	10.23%	Groton	10.54%	Merrimack	10.51%	Salem	11.25%			<i>Wentworth's Location</i>	
Claremont	10.51%	Hale's Location	7.25%	Middleton	8.17%	Salisbury	9.35%				
Clarksville	10.14%	Hampstead	11.23%	Milan	11.63%	Sanbornton	9.33%				
Colebrook	11.00%	Hampton	9.99%	Milford	10.47%	Sandown	8.98%				
Columbia	11.00%	Hampton Falls	12.58%	Milton	9.84%	Sandwich	9.12%				
Concord	12.29%	Hancock	7.57%	Monroe	6.48%	Seabrook	11.05%				
Conway	9.80%	Hanover	12.46%	Mont Vernon	9.67%	Sharon	11.45%				
Cornish	10.51%	Harrisville	7.05%	Moultonborough	9.12%	Shelburne	10.35%				
Croydon	10.51%	Hart's Location	7.25%	Nashua	12.13%	Somersworth	10.52%				

% 65+ with Stroke (Ranked)

Franklin	14.07%	Salem	11.25%	Acworth	10.12%	Fitzwilliam	9.16%	Troy	8.18%	Manchester	
Berlin	14.01%	Hampstead	11.23%	Alstead	10.12%	Rindge	9.16%	Middleton	8.17%	Manchester: West	14.70%
Danville	13.67%	Rye	11.21%	Gilsum	10.12%	New Boston	9.14%	New Durham	8.17%	Central Manchester	13.91%
Manchester	13.37%	Kingston	11.13%	Langdon	10.12%	Springfield	9.12%	Goshen	8.15%	Manchester: South	13.09%
Bedford	13.29%	Gilmanton	11.07%	Marlow	10.12%	Wilmot	9.12%	Lempster	8.15%	Manchester: East	12.63%
Dalton	12.81%	Wolfeboro	11.06%	Barnstead	10.11%	Moultonborough	9.12%	Sunapee	8.15%	Manchester: North	12.03%
Whitefield	12.81%	Seabrook	11.05%	Canaan	10.08%	Sandwich	9.12%	Nottingham	8.07%		
Laconia	12.78%	Allenstown	11.01%	Grafton	10.08%	Amherst	9.05%	Brookfield	7.88%	Nashua	
Brentwood	12.75%	Pembroke	11.01%	Orange	10.08%	Strafford	9.01%	Newbury	7.78%	Nashua: Zip 03060	13.52%
Exeter	12.75%	Enfield	11.01%	Littleton	10.03%	Sandown	8.98%	Sutton	7.78%	Nashua: Zip 03062	12.26%
Kensington	12.75%	Colebrook	11.00%	Hampton	9.99%	Deering	8.95%	Hancock	7.57%	Nashua: Zip 03064	10.96%
Lancaster	12.73%	Columbia	11.00%	Epsom	9.98%	Hillsborough	8.95%	Loudon	7.56%	Nashua: Zip 03063	10.80%
Dover	12.64%	Stewartstown	11.00%	Meredith	9.96%	Washington	8.95%	Chester	7.55%		
Hampton Falls	12.58%	Stratford	11.00%	New Hampton	9.96%	Windsor	8.95%	Deerfield	7.43%		
Hanover	12.46%	Portsmouth	10.94%	Thornton	9.95%	East Kingston	8.92%	Lyme	7.37%		
Goffstown	12.45%	New Castle	10.73%	Woodstock	9.95%	South Hampton	8.92%	Orford	7.37%		
Farmington	12.41%	Walpole	10.70%	Belmont	9.94%	Londonderry	8.84%	Piermont	7.37%	Unincorporated Places	
Warren	12.30%	Atkinson	10.68%	Milton	9.84%	Tamworth	8.75%	Bartlett	7.25%	<i>Atkinson and Gilmanton Academy Grant</i>	
Wentworth	12.30%	Gilford	10.65%	Bow	9.83%	Effingham	8.67%	Hale's Location	7.25%	<i>Bean's Grant</i>	
Westmoreland	12.30%	Northumberland	10.58%	North Hampton	9.82%	Wakefield	8.67%	Hart's Location	7.25%	<i>Bean's Purchase</i>	
Boscawen	12.29%	Stark	10.58%	Chatham	9.80%	Alexandria	8.66%	Jackson	7.25%	<i>Cambridge</i>	
Concord	12.29%	Litchfield	10.58%	Conway	9.80%	Bridgewater	8.66%	Bethlehem	7.22%	<i>Chandler's Purchase</i>	
Webster	12.29%	Jaffrey	10.55%	New London	9.75%	Bristol	8.66%	Dunbarton	7.14%	<i>Crawford's Purchase</i>	
Nashua	12.13%	Dorchester	10.54%	Brookline	9.70%	Plymouth	8.66%	Greenland	7.10%	<i>Cutt's Grant</i>	
Northfield	12.11%	Groton	10.54%	Lyndeborough	9.67%	Lee	8.61%	Newington	7.10%	<i>Dix's Grant</i>	
Tilton	12.11%	Hebron	10.54%	Mont Vernon	9.67%	Madbury	8.61%	Harrisville	7.05%	<i>Dixville</i>	
Tuftonboro	12.02%	Rumney	10.54%	Candia	9.67%	Fracestown	8.56%	Nelson	7.05%	<i>Erving's Location</i>	
Keene	11.93%	Somersworth	10.52%	Newmarket	9.64%	Greenfield	8.56%	Stoddard	7.05%	<i>Green's Grant</i>	
Roxbury	11.93%	Charlestown	10.51%	Hopkinton	9.57%	Temple	8.56%	Carroll	6.83%	<i>Hadley's Purchase</i>	
Sullivan	11.93%	Claremont	10.51%	Windham	9.50%	Alton	8.54%	Jefferson	6.83%	<i>Kilkenny</i>	
Surry	11.93%	Cornish	10.51%	Center Harbor	9.36%	Bradford	8.50%	Randolph	6.83%	<i>Livermore</i>	
Durham	11.87%	Croydon	10.51%	Andover	9.35%	Warner	8.50%	Hinsdale	6.75%	<i>Low and Burbank's Grant</i>	
Benton	11.81%	Newport	10.51%	Salisbury	9.35%	Epping	8.44%	Dunbarton	6.74%	<i>Martin's Location</i>	
Haverhill	11.81%	Unity	10.51%	Danbury	9.33%	Lincoln	8.42%	Weare	6.74%	<i>Millsfield</i>	
Rochester	11.77%	Merrimack	10.51%	Hill	9.33%	Waterville Valley	8.42%	New Ipswich	6.63%	<i>Odell</i>	
Plaistow	11.77%	Milford	10.47%	Sanbornton	9.33%	Newfields	8.39%	Bath	6.48%	<i>Pinkham's Grant</i>	
Ossipee	11.72%	Lebanon	10.43%	Eaton	9.33%	Stratham	8.39%	Monroe	6.48%	<i>Sargent's Purchase</i>	
Dummer	11.63%	Plainfield	10.43%	Freedom	9.33%	Antrim	8.37%	Campton	6.15%	<i>Second College Grant</i>	
Errol	11.63%	Hudson	10.41%	Canterbury	9.28%	Bennington	8.37%	Ellsworth	6.15%	<i>Success</i>	
Milan	11.63%	Wilton	10.41%	Barrington	9.22%	Chesterfield	8.35%			<i>Thompson and Meserves Purchase</i>	
Albany	11.60%	Gorham	10.35%	Hollis	9.21%	Greenville	8.33%			<i>Wentworth's Location</i>	
Northwood	11.60%	Shelburne	10.35%	Raymond	9.20%	Mason	8.33%				
Fremont	11.59%	Chichester	10.23%	Newton	9.20%	Easton	8.32%				
Pelham	11.58%	Pittsfield	10.23%	Richmond	9.17%	Franconia	8.32%				
Derry	11.53%	Ashland	10.15%	Swanzy	9.17%	Sugar Hill	8.32%				
Peterborough	11.45%	Holderness	10.15%	Winchester	9.17%	Grantham	8.22%				
Sharon	11.45%	Clarksville	10.14%	Landaff	9.17%	Heniker	8.21%				
Hooksett	11.37%	Pittsburg	10.14%	Lisbon	9.17%	Dublin	8.18%				
Rollinsford	11.35%	Madison	10.14%	Lyman	9.17%	Marlborough	8.18%				