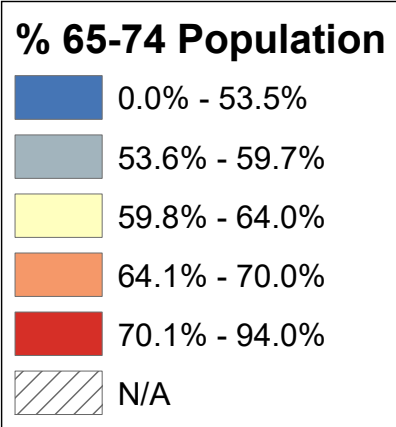
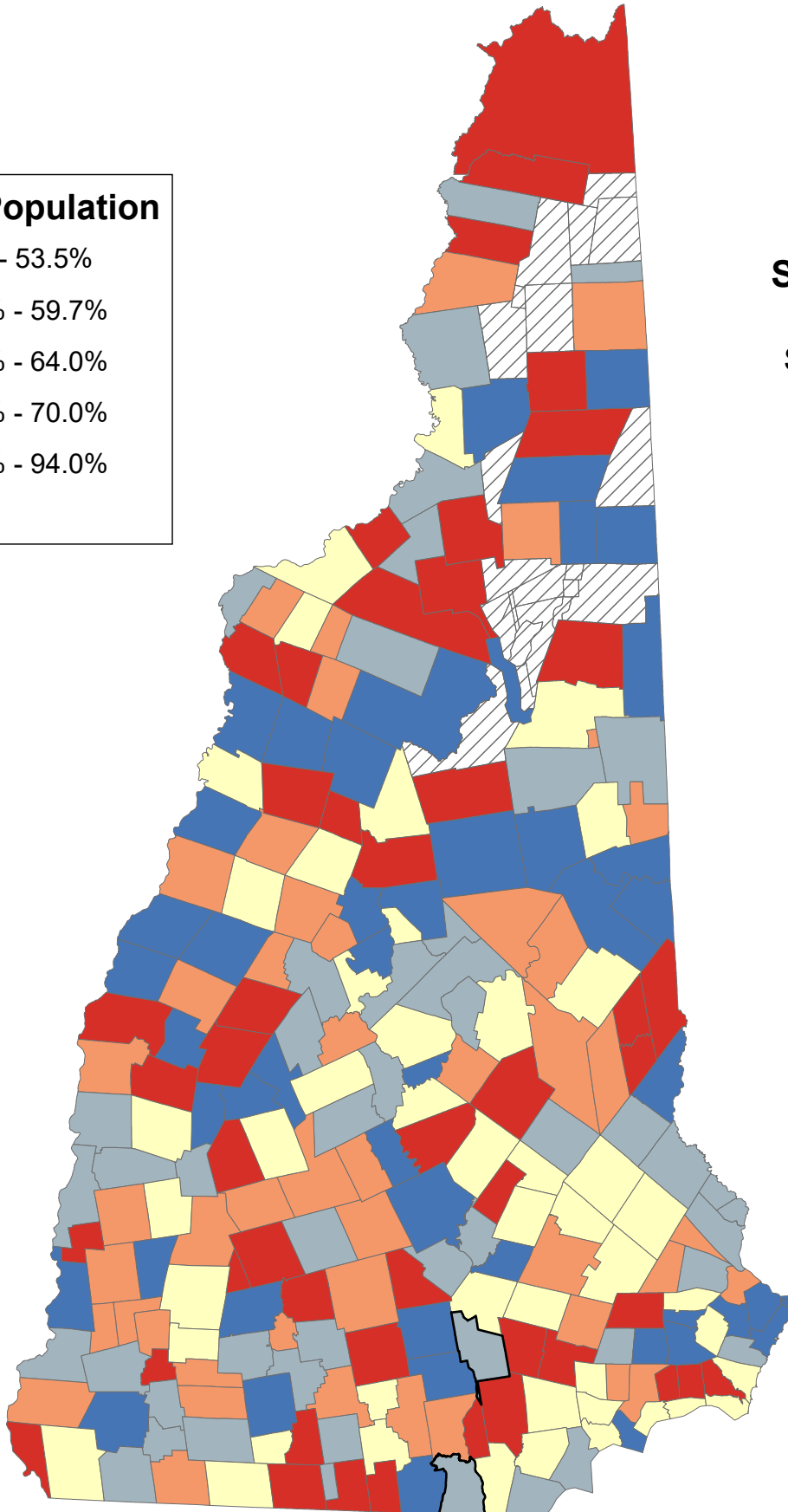


Percentage of Population Age 65-74 Years among People Age 65+ Years

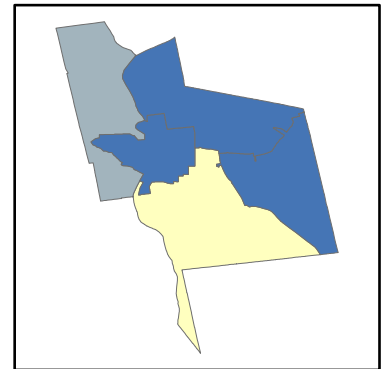


State Average: 58.5%

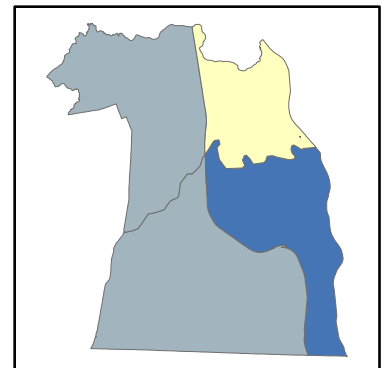
Source: ACS, 2012-2016



Manchester Neighborhoods



Nashua Neighborhoods



% 65-74 Years

Acworth	70.04%	Dalton	75.71%	Haverhill	48.71%	Nelson	60.18%	South Hampton	60.13%	Manchester	
Albany	54.62%	Danbury	56.77%	Hebron	67.86%	New Boston	74.71%	Springfield	82.08%	Central Manchester	50.81%
Alexandria	58.99%	Danville	65.81%	Henniker	57.56%	New Castle	53.30%	Stark	50.33%	Manchester: West	55.88%
Allenstown	53.14%	Deerfield	65.52%	Hill	69.46%	New Durham	66.93%	Stewartstown	55.09%	Manchester: South	62.23%
Alstead	65.74%	Deering	71.99%	Hillsborough	74.44%	New Hampton	57.18%	Stoddard	61.66%	Manchester: North	53.09%
Alton	65.16%	Derry	60.14%	Hinsdale	70.28%	New Ipswich	70.18%	Strafford	62.23%	Manchester: East	49.02%
Amherst	64.79%	Dorchester	62.20%	Holderness	51.00%	New London	40.01%	Stratford	58.33%		
Andover	61.36%	Dover	53.49%	Hollis	51.87%	Newbury	77.94%	Stratham	61.46%	Nashua	
Antrim	51.46%	Dublin	67.03%	Hooksett	62.22%	Newfields	52.94%	Sugar Hill	65.31%	Nashua: Zip 03060	48.16%
Ashland	62.96%	Dummer	71.25%	Hopkinton	67.40%	Newington	66.09%	Sullivan	68.99%	Nashua: Zip 03062	56.07%
Atkinson	63.00%	Dunbarton	75.89%	Hudson	59.94%	Newmarket	60.16%	Sunapee	49.73%	Nashua: Zip 03063	55.26%
Auburn	76.90%	Durham	58.38%	Jackson	72.41%	Newport	60.93%	Surry	66.86%	Nashua: Zip 03064	60.12%
Barnstead	58.42%	East Kingston	76.24%	Jaffrey	54.82%	Newton	62.96%	Sutton	61.85%		
Barrington	60.47%	Easton	66.67%	Jefferson	73.22%	North Hampton	55.85%	Swanzey	45.91%		
Bartlett	61.45%	Eaton	68.09%	Keene	55.16%	Northfield	63.75%	Tamworth	45.41%		
Bath	73.33%	Effingham	53.42%	Kensington	75.38%	Northumberland	60.31%	Temple	71.15%		
Bedford	52.77%	Ellsworth	89.19%	Kingston	68.04%	Northwood	60.94%	Thornton	63.13%	Unincorporated Places	
Belmont	67.57%	Enfield	66.94%	Laconia	54.64%	Nottingham	63.16%	Tilton	49.94%	<i>Atkinson and Gilmanton Academy Grant</i>	
Bennington	68.47%	Epping	73.67%	Lancaster	57.51%	Orange	67.50%	Troy	59.30%	<i>Bean's Grant</i>	
Benton	50.00%	Epsom	64.00%	Landaff	73.83%	Orford	53.42%	Tuftonboro	65.01%	<i>Bean's Purchase</i>	
Berlin	41.64%	Errol	67.74%	Langdon	79.37%	Ossipee	51.41%	Unity	53.61%	<i>Cambridge</i>	
Bethlehem	72.98%	Exeter	49.14%	Lebanon	47.48%	Pelham	56.00%	Wakefield	71.46%	<i>Chandler's Purchase</i>	
Boscawen	41.93%	Farmington	57.65%	Lee	64.21%	Pembroke	58.01%	Walpole	47.22%	<i>Crawford's Purchase</i>	
Bow	57.19%	Fitzwilliam	69.68%	Lempster	62.29%	Peterborough	52.32%	Warner	66.33%	<i>Cutt's Grant</i>	
Bradford	66.96%	Francestown	58.10%	Lincoln	45.79%	Piermont	63.92%	Warren	82.61%	<i>Dix's Grant</i>	
Brentwood	50.09%	Franconia	58.55%	Lisbon	62.81%	Pittsburg	72.73%	Washington	67.73%	<i>Dixville</i>	
Bridgewater	53.48%	Franklin	55.53%	Litchfield	84.82%	Pittsfield	62.74%	Waterville Valley	84.31%	<i>Erving's Location</i>	
Bristol	61.88%	Freedom	41.51%	Littleton	61.42%	Plainfield	77.26%	Weare	68.78%	<i>Green's Grant</i>	
Brookfield	73.30%	Fremont	57.92%	Londonderry	72.92%	Plaisow	44.77%	Webster	68.17%	<i>Hadley's Purchase</i>	
Brookline	70.64%	Gilford	61.58%	Loudon	61.51%	Plymouth	49.42%	Wentworth	66.67%	<i>Kilkenny</i>	
Campton	71.81%	Gilmanton	80.02%	Lyman	65.19%	Portsmouth	51.10%	Westmoreland	56.96%	<i>Livermore</i>	
Canaan	52.83%	Gilsum	64.86%	Lyme	69.37%	Randolph	65.03%	Whitefield	54.21%	<i>Low and Burbank's Grant</i>	
Candia	62.11%	Goffstown	51.09%	Lyndeborough	66.56%	Raymond	68.82%	Wilmot	51.59%	<i>Martin's Location</i>	
Canterbury	73.86%	Gorham	45.80%	Madbury	68.54%	Richmond	58.64%	Wilton	59.61%	<i>Millsfield</i>	
Carroll	79.62%	Goshen	57.72%	Madison	60.20%	Rindge	63.66%	Winchester	61.03%	<i>Odell</i>	
Center Harbor	57.02%	Grafton	70.73%	Manchester	54.25%	Rochester	57.24%	Windham	60.57%	<i>Pinkham's Grant</i>	
Charlestown	54.79%	Grantham	46.19%	Marlborough	55.28%	Rollinsford	58.66%	Windsor	94.00%	<i>Sargent's Purchase</i>	
Chatham	49.32%	Greenfield	55.70%	Marlow	50.67%	Roxbury	72.22%	Wolfeboro	59.96%	<i>Second College Grant</i>	
Chester	71.76%	Greenland	53.13%	Mason	72.73%	Rumney	61.37%	Woodstock	49.29%	<i>Success</i>	
Chesterfield	64.79%	Greenville	59.57%	Meredith	59.69%	Rye	47.44%			<i>Thompson and Meserves Purchase</i>	
Chichester	79.16%	Groton	66.29%	Merrimack	67.80%	Salem	56.31%			<i>Wentworth's Location</i>	
Claremont	56.81%	Hale's Location	65.14%	Middleton	79.08%	Salisbury	58.10%				
Clarksville	80.00%	Hampstead	62.90%	Milan	72.22%	Sanbornton	60.00%				
Colebrook	70.60%	Hampton	62.73%	Milford	62.49%	Sandown	63.20%				
Columbia	67.07%	Hampton Falls	71.67%	Milton	50.26%	Sandwich	53.42%				
Concord	51.20%	Hancock	58.11%	Monroe	54.95%	Seabrook	60.16%				
Conway	57.68%	Hanover	36.33%	Mont Vernon	63.98%	Sharon	62.62%				
Cornish	68.51%	Harrisville	65.83%	Moultonborough	67.62%	Shelburne	51.92%				
Croydon	75.93%	Hart's Location	25.00%	Nashua	54.05%	Somersworth	59.05%				

% 65-74 Years (Ranked)

Windsor	94.00%	Hill	69.46%	Rindge	63.66%	Rollinsford	58.66%	Canaan	52.83%	Manchester	
Elsworth	89.19%	Lyme	69.37%	Sandown	63.20%	Richmond	58.64%	Bedford	52.77%	Manchester: South	62.23%
Litchfield	84.82%	Sullivan	68.99%	Nottingham	63.16%	Franconia	58.55%	Peterborough	52.32%	Manchester: West	55.88%
Waterville Valley	84.31%	Raymond	68.82%	Thornton	63.13%	Barnstead	58.42%	Shelburne	51.92%	Manchester: North	53.09%
Warren	82.61%	Weare	68.78%	Atkinson	63.00%	Durham	58.38%	Hollis	51.87%	Central Manchester	50.81%
Springfield	82.08%	Madbury	68.54%	Ashland	62.96%	Stratford	58.33%	Wilmot	51.59%	Manchester: East	49.02%
Gilmanton	80.02%	Cornish	68.51%	Newton	62.96%	Hancock	58.11%	Antrim	51.46%		
Clarksville	80.00%	Bennington	68.47%	Hampstead	62.90%	Francestown	58.10%	Ossipee	51.41%	Nashua	
Carroll	79.62%	Webster	68.17%	Lisbon	62.81%	Salisbury	58.10%	Concord	51.20%	Nashua: Zip 03064	60.12%
Langdon	79.37%	Eaton	68.09%	Pittsfield	62.74%	Pembroke	58.01%	Portsmouth	51.10%	Nashua: Zip 03062	56.07%
Chichester	79.16%	Kingston	68.04%	Hampton	62.73%	Fremont	57.92%	Goffstown	51.09%	Nashua: Zip 03063	55.26%
Middleton	79.08%	Hebron	67.86%	Sharon	62.62%	Goshen	57.72%	Holderness	51.00%	Nashua: Zip 03060	48.16%
Newbury	77.94%	Merrimack	67.80%	Milford	62.49%	Conway	57.68%	Marlow	50.67%		
Plainfield	77.26%	Errol	67.74%	Lempster	62.29%	Farmington	57.65%	Stark	50.33%		
Auburn	76.90%	Washington	67.73%	Strafford	62.23%	Henniker	57.56%	Milton	50.26%		
East Kingston	76.24%	Moultonborough	67.62%	Hooksett	62.22%	Lancaster	57.51%	Brentwood	50.09%		
Croydon	75.93%	Belmont	67.57%	Dorchester	62.20%	Rochester	57.24%	Benton	50.00%	Unincorporated Places	
Dunbarton	75.89%	Orange	67.50%	Candia	62.11%	Bow	57.19%	Tilton	49.94%	<i>Atkinson and Gilmanton Academy Grant</i>	
Dalton	75.71%	Hopkinton	67.40%	Bristol	61.88%	New Hampton	57.18%	Sunapee	49.73%	<i>Kilken's Grant</i>	
Kensington	75.38%	Columbia	67.07%	Sutton	61.85%	Center Harbor	57.02%	Plymouth	49.42%	<i>Bean's Purchase</i>	
New Boston	74.71%	Dublin	67.03%	Stoddard	61.66%	Westmoreland	56.96%	Chatham	49.32%	<i>Cambridge</i>	
Hillsborough	74.44%	Bradford	66.96%	Gilford	61.58%	Claremont	56.81%	Woodstock	49.29%	<i>Chandler's Purchase</i>	
Canterbury	73.86%	Enfield	66.94%	Loudon	61.51%	Danbury	56.77%	Plaistow	49.14%	<i>Crawford's Purchase</i>	
Landaff	73.83%	New Durham	66.93%	Stratham	61.46%	Salem	56.31%	Haverhill	48.71%	<i>Cutt's Grant</i>	
Epping	73.67%	Surry	66.86%	Bartlett	61.45%	Pelham	56.00%	Lebanon	47.48%	<i>Dix's Grant</i>	
Bath	73.33%	Easton	66.67%	Littleton	61.42%	North Hampton	55.85%	Rye	47.44%	<i>Dixville</i>	
Brookfield	73.30%	Wentworth	66.67%	Rumney	61.37%	Greenfield	55.70%	Walpole	47.22%	<i>Erving's Location</i>	
Jefferson	73.22%	Lyndeborough	66.56%	Andover	61.36%	Franklin	55.53%	Grantham	46.19%	<i>Green's Grant</i>	
Bethlehem	72.98%	Warner	66.33%	Winchester	61.03%	Marlborough	55.28%	Swanzy	45.91%	<i>Hadley's Purchase</i>	
Londonderry	72.92%	Groton	66.29%	Northwood	60.94%	Keene	55.16%	Gorham	45.80%	<i>Kilkenny</i>	
Mason	72.73%	Newington	66.09%	Newport	60.93%	Stewartstown	55.09%	Lincoln	45.79%	<i>Livermore</i>	
Pittsburg	72.73%	Harrisville	65.83%	Windham	60.57%	Monroe	54.95%	Tamworth	45.41%	<i>Low and Burbank's Grant</i>	
Jackson	72.41%	Danville	65.81%	Barrington	60.47%	Jaffrey	54.82%	Plaistow	44.77%	<i>Martin's Location</i>	
Milan	72.22%	Alstead	65.74%	Northumberland	60.31%	Charlestown	54.79%	Boscawen	41.93%	<i>Millsfield</i>	
Roxbury	72.22%	Deerfield	65.52%	Madison	60.20%	Laconia	54.64%	Berlin	41.64%	<i>Odell</i>	
Deering	71.99%	Sugar Hill	65.31%	Nelson	60.18%	Albany	54.62%	Freedom	41.51%	<i>Pinkham's Grant</i>	
Campton	71.81%	Lyman	65.19%	Seabrook	60.16%	Manchester	54.25%	New London	40.01%	<i>Sargent's Purchase</i>	
Chester	71.76%	Alton	65.16%	Newmarket	60.16%	Whitefield	54.21%	Hanover	36.33%	<i>Second College Grant</i>	
Hampton Falls	71.67%	Hale's Location	65.14%	Derry	60.14%	Nashua	54.05%	Hart's Location	25.00%	<i>Success</i>	
Wakefield	71.46%	Randolph	65.03%	South Hampton	60.13%	Unity	53.61%			<i>Thompson and Meserves Purchase</i>	
Dummer	71.25%	Tuftonboro	65.01%	Sanbornton	60.00%	Dover	53.49%			<i>Wentworth's Location</i>	
Temple	71.15%	Gilsum	64.86%	Wolfeboro	59.96%	Bridgewater	53.48%				
Grafton	70.73%	Amherst	64.79%	Hudson	59.94%	Effingham	53.42%				
Brookline	70.64%	Chesterfield	64.79%	Meredith	59.69%	Orford	53.42%				
Colebrook	70.60%	Lee	64.21%	Wilton	59.61%	Sandwich	53.42%				
Hinsdale	70.28%	Epsom	64.00%	Greenville	59.57%	New Castle	53.30%				
New Ipswich	70.18%	Mont Vernon	63.98%	Troy	59.30%	Allenstown	53.14%				
Acworth	70.04%	Piermont	63.92%	Somersworth	59.05%	Greenland	53.13%				
Fitzwilliam	69.68%	Northfield	63.75%	Alexandria	58.99%	Newfields	52.94%				