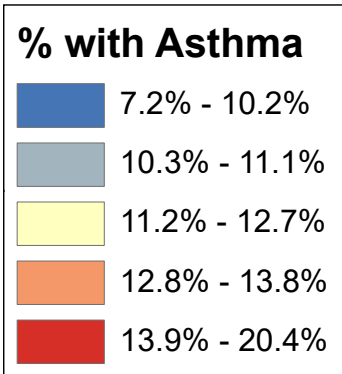
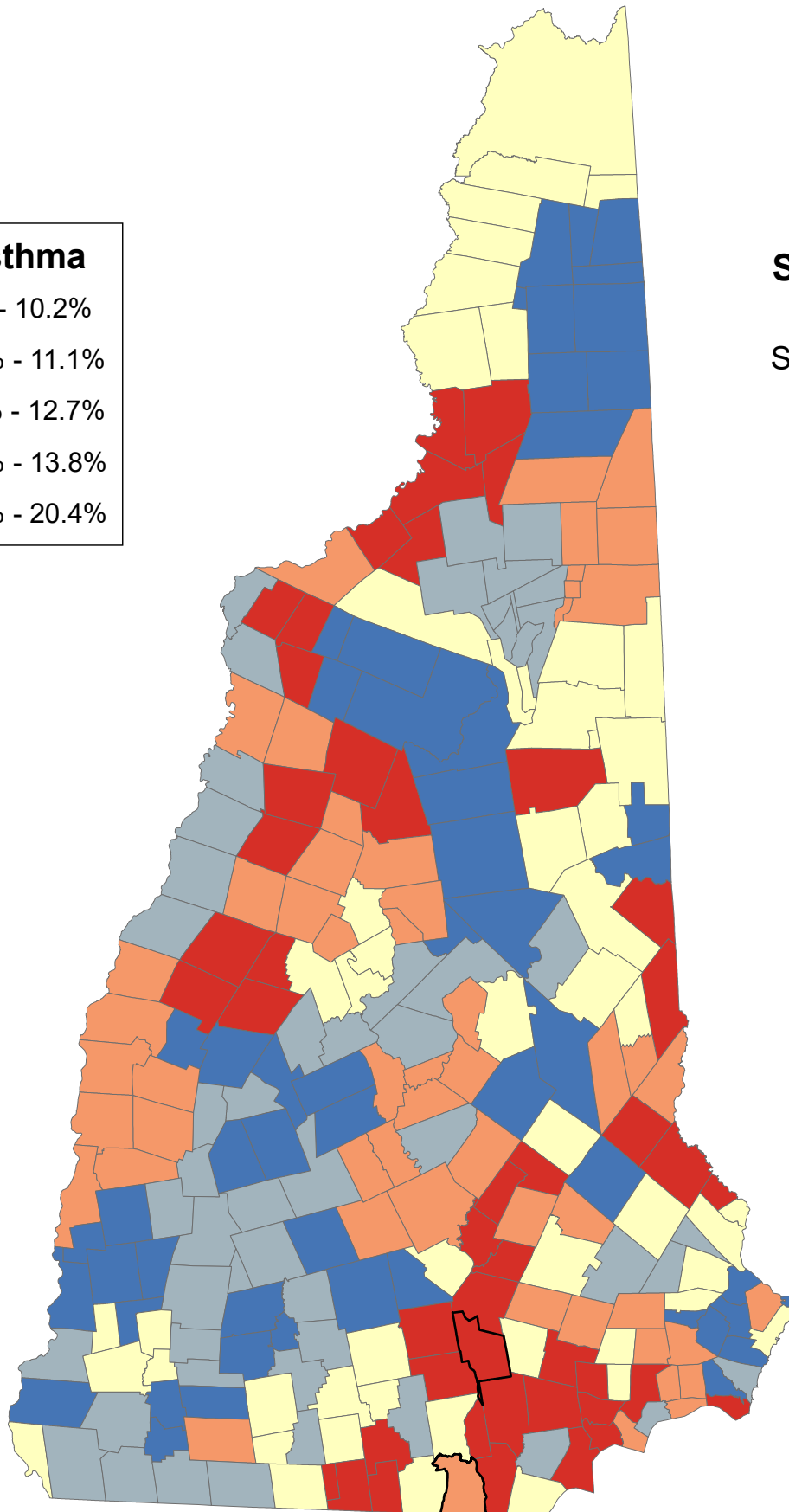


Percentage of Medicare Beneficiaries Age 65+ Years Ever Diagnosed with Asthma

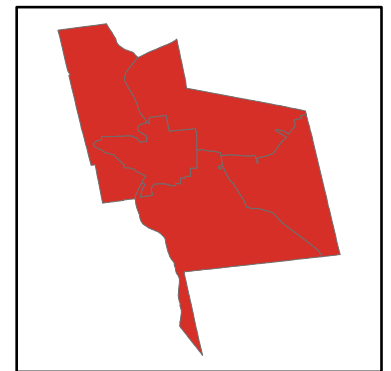


State Average: 13.0%

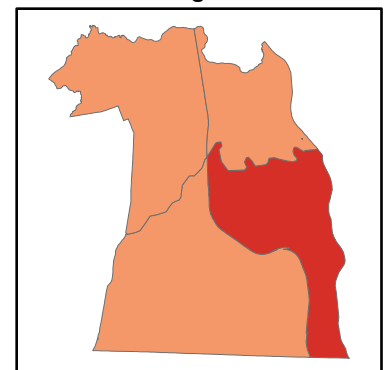
Source: CMS, 2014, 2015



Manchester Neighborhoods



Nashua Neighborhoods



% 65+ with Asthma

Acworth	9.48%	Dalton	14.08%	Haverhill	13.26%	Nelson	10.58%	South Hampton	13.23%	Manchester	
Albany	13.85%	Danbury	10.81%	Hebron	13.30%	New Boston	12.00%	Springfield	10.08%	Central Manchester	20.35%
Alexandria	12.74%	Danville	12.13%	Henniker	9.26%	New Castle	7.29%	Stark	14.23%	Manchester: West	18.69%
Allenstown	14.09%	Deerfield	11.62%	Hill	10.81%	New Durham	13.36%	Stewartstown	11.56%	Manchester: South	17.85%
Alstead	9.48%	Deering	10.72%	Hillsborough	10.72%	New Hampton	10.81%	Stoddard	10.58%	Manchester: North	14.11%
Alton	10.03%	Derry	17.08%	Hinsdale	11.75%	New Ipswich	11.25%	Strafford	9.25%	Manchester: East	15.23%
Amherst	11.02%	Dorchester	13.30%	Holderness	13.35%	New London	10.65%	Stratford	11.56%		
Andover	9.59%	Dover	12.54%	Hollis	11.26%	Newbury	8.66%	Stratham	9.54%	Nashua	
Antrim	10.13%	Dublin	8.83%	Hooksett	14.04%	Newfields	9.54%	Sugar Hill	10.15%	Nashua: Zip 03060	14.74%
Ashland	13.35%	Dummer	9.44%	Hopkinton	12.96%	Newington	8.90%	Sullivan	11.98%	Nashua: Zip 03062	12.95%
Atkinson	13.95%	Dunbarton	9.89%	Hudson	14.55%	Newmarket	11.13%	Sunapee	11.04%	Nashua: Zip 03063	12.93%
Auburn	11.74%	Durham	11.53%	Jackson	11.14%	Newport	13.85%	Surry	11.98%	Nashua: Zip 03064	13.59%
Barnstead	11.56%	East Kingston	13.23%	Jaffrey	13.51%	Newton	10.92%	Sutton	8.66%		
Barrington	11.33%	Easton	10.15%	Jefferson	10.55%	North Hampton	9.08%	Swanzey	11.07%		
Bartlett	11.14%	Eaton	9.80%	Keene	11.98%	Northfield	12.82%	Tamworth	11.65%		
Bath	10.66%	Effingham	14.09%	Kensington	13.33%	Northumberland	14.23%	Temple	11.08%		
Bedford	14.65%	Ellsworth	13.34%	Kingston	14.05%	Northwood	12.84%	Thornton	15.88%	Unincorporated Places	
Belmont	12.76%	Enfield	14.10%	Laconia	13.28%	Nottingham	11.07%	Tilton	12.82%	<i>Atkinson and Gilmanton Academy Grant</i>	
Bennington	10.13%	Epping	13.59%	Lancaster	14.02%	Orange	14.57%	Troy	8.83%	<i>Bean's Grant</i>	
Benton	13.26%	Epsum	13.25%	Landaff	14.24%	Orford	10.28%	Tuftonboro	10.85%	<i>Bean's Purchase</i>	
Berlin	13.78%	Errol	9.44%	Langdon	9.48%	Ossipee	12.18%	Unity	13.85%	<i>Cambridge</i>	
Bethlehem	12.30%	Exeter	13.33%	Lebanon	13.06%	Pelham	12.49%	Wakefield	14.09%	<i>Chandler's Purchase</i>	
Boscawen	13.58%	Farmington	13.96%	Lee	11.10%	Pembroke	14.09%	Walpole	9.53%	<i>Crawford's Purchase</i>	
Bow	12.24%	Fitzwilliam	11.09%	Lempster	11.04%	Peterborough	11.38%	Warner	10.85%	<i>Cutt's Grant</i>	
Bradford	10.85%	Francestown	11.08%	Lincoln	9.67%	Piermont	10.28%	Warren	15.60%	<i>Dix's Grant</i>	
Brentwood	13.33%	Franconia	10.15%	Lisbon	14.24%	Pittsburg	11.84%	Washington	10.72%	<i>Dixville</i>	
Bridgewater	12.74%	Franklin	13.68%	Litchfield	14.33%	Pittsfield	15.23%	Waterville Valley	9.67%	<i>Erving's Location</i>	
Bristol	12.74%	Freedom	9.80%	Littleton	13.69%	Plainfield	13.06%	Weare	9.89%	<i>Green's Grant</i>	
Brookfield	12.44%	Fremont	11.97%	Londonderry	14.32%	Plaisow	13.61%	Webster	13.58%	<i>Hadley's Purchase</i>	
Brookline	13.89%	Gilford	12.30%	Loudon	12.99%	Plymouth	12.74%	Wentworth	15.60%	<i>Kilkenny</i>	
Campton	13.34%	Gilmanton	7.18%	Lyman	14.24%	Portsmouth	13.05%	Westmoreland	10.28%	<i>Livermore</i>	
Canaan	14.57%	Gilsum	9.48%	Lyme	10.28%	Randolph	10.55%	Whitefield	14.08%	<i>Low and Burbank's Grant</i>	
Candia	12.92%	Goffstown	16.20%	Lyndeborough	11.68%	Raymond	13.82%	Wilmot	10.08%	<i>Martin's Location</i>	
Canterbury	10.75%	Gorham	13.72%	Madbury	11.10%	Richmond	11.07%	Wilton	11.85%	<i>Millsfield</i>	
Carroll	10.55%	Goshen	11.04%	Madison	12.33%	Rindge	11.09%	Winchester	11.07%	<i>Odell</i>	
Center Harbor	8.05%	Grafton	14.57%	Manchester	17.42%	Rochester	13.95%	Windham	11.05%	<i>Pinkham's Grant</i>	
Charlestown	13.85%	Grantham	8.26%	Marlborough	8.83%	Rollinsford	12.64%	Windsor	10.72%	<i>Sargent's Purchase</i>	
Chatham	12.38%	Greenfield	11.08%	Marlow	9.48%	Roxbury	11.98%	Wolfboro	12.36%	<i>Second College Grant</i>	
Chester	13.94%	Greenland	8.90%	Mason	16.35%	Rumney	13.30%	Woodstock	15.88%	<i>Success</i>	
Chesterfield	9.02%	Greenville	16.35%	Meredith	10.81%	Rye	12.28%			<i>Thompson and Meserves Purchase</i>	
Chichester	15.23%	Groton	13.30%	Merrimack	12.50%	Salem	15.22%			<i>Wentworth's Location</i>	
Claremont	13.85%	Hale's Location	11.14%	Middleton	13.36%	Salisbury	9.59%				
Clarksville	11.84%	Hampstead	15.00%	Milan	9.44%	Sanbornton	10.81%				
Colebrook	11.56%	Hampton	10.56%	Milford	14.37%	Sandown	17.93%				
Columbia	11.56%	Hampton Falls	7.69%	Milton	12.81%	Sandwich	9.82%				
Concord	13.58%	Hancock	8.07%	Monroe	10.66%	Seabrook	16.99%				
Conway	12.38%	Hanover	10.65%	Mont Vernon	11.68%	Sharon	11.38%				
Cornish	13.85%	Harrisville	10.58%	Moultonborough	9.82%	Shelburne	13.72%				
Croydon	13.85%	Hart's Location	11.14%	Nashua	13.57%	Somersworth	15.83%				

% 65+ with Asthma (Ranked)

Sandown	17.93%	Newport	13.85%	Rollinsford	12.64%	Rindge	11.09%	Alton	10.03%	Manchester	
Manchester	17.42%	Unity	13.85%	Dover	12.54%	Francestown	11.08%	Dunbarton	9.89%	Central Manchester	20.35%
Derry	17.08%	Raymond	13.82%	Merrimack	12.50%	Greenfield	11.08%	Weare	9.89%	Manchester: West	18.69%
Seabrook	16.99%	Berlin	13.78%	Pelham	12.49%	Temple	11.08%	Moultonborough	9.82%	Manchester: South	17.85%
Greenville	16.35%	Gorham	13.72%	Brookfield	12.44%	Richmond	11.07%	Sandwich	9.82%	Manchester: East	15.23%
Mason	16.35%	Shelburne	13.72%	Chatham	12.38%	Swanzy	11.07%	Eaton	9.80%	Manchester: North	14.11%
Goffstown	16.20%	Littleton	13.69%	Conway	12.38%	Winchester	11.07%	Freedom	9.80%		
Thornton	15.88%	Franklin	13.68%	Wolfeboro	12.36%	Nottingham	11.07%	Lincoln	9.67%	Nashua	
Woodstock	15.88%	Plaistow	13.61%	Madison	12.33%	Windham	11.05%	Waterville Valley	9.67%	Nashua: Zip 03060	14.74%
Somersworth	15.83%	Epping	13.59%	Gilford	12.30%	Goshen	11.04%	Andover	9.59%	Nashua: Zip 03064	13.59%
Warren	15.60%	Boscawen	13.58%	Bethlehem	12.30%	Lempster	11.04%	Salisbury	9.59%	Nashua: Zip 03062	12.95%
Wentworth	15.60%	Concord	13.58%	Rye	12.28%	Sunapee	11.04%	Newfields	9.54%	Nashua: Zip 03063	12.93%
Chichester	15.23%	Webster	13.58%	Bow	12.24%	Amherst	11.02%	Stratham	9.54%		
Pittsfield	15.23%	Nashua	13.57%	Ossipee	12.18%	Newton	10.92%	Walpole	9.53%		
Salem	15.22%	Jaffrey	13.51%	Danville	12.13%	Bradford	10.85%	Acworth	9.48%		
Hampstead	15.00%	Middleton	13.36%	New Boston	12.00%	Warner	10.85%	Alstead	9.48%		
Bedford	14.65%	New Durham	13.36%	Keene	11.98%	Tuftonboro	10.85%	Gilsum	9.48%	Unincorporated Places	
Canaan	14.57%	Ashland	13.35%	Roxbury	11.98%	Meredith	10.81%	Langdon	9.48%	<i>Atkinson and Gilmanton Academy Grant</i>	
Grafton	14.57%	Holderness	13.35%	Sullivan	11.98%	New Hampton	10.81%	Marlow	9.48%	<i>Bean's Grant</i>	
Orange	14.57%	Campton	13.34%	Surry	11.98%	Danbury	10.81%	Dummer	9.44%	<i>Bean's Purchase</i>	
Hudson	14.55%	Ellsworth	13.34%	Fremont	11.97%	Hill	10.81%	Errol	9.44%	<i>Cambridge</i>	
Milford	14.37%	Brentwood	13.33%	Wilton	11.85%	Sanbornton	10.81%	Milan	9.44%	<i>Chandler's Purchase</i>	
Litchfield	14.33%	Exeter	13.33%	Clarksville	11.84%	Canterbury	10.75%	Sutton	9.26%	<i>Crawford's Purchase</i>	
Londonderry	14.32%	Kensington	13.33%	Pittsburg	11.84%	Deering	10.72%	Strafford	9.25%	<i>Cutt's Grant</i>	
Landaff	14.24%	Dorchester	13.30%	Hinsdale	11.75%	Hillsborough	10.72%	North Hampton	9.08%	<i>Dix's Grant</i>	
Lisbon	14.24%	Groton	13.30%	Auburn	11.74%	Washington	10.72%	Chesterfield	9.02%	<i>Dixville</i>	
Lyman	14.24%	Hebron	13.30%	Lyndeborough	11.68%	Windsor	10.72%	Greenland	8.90%	<i>Erving's Location</i>	
Northumberland	14.23%	Rumney	13.30%	Mont Vernon	11.68%	Bath	10.66%	Newington	8.90%	<i>Green's Grant</i>	
Stark	14.23%	Laconia	13.28%	Tamworth	11.65%	Monroe	10.66%	Dublin	8.83%	<i>Hadley's Purchase</i>	
Enfield	14.10%	Benton	13.26%	Deerfield	11.62%	Hanover	10.65%	Marlborough	8.83%	<i>Kilkenny</i>	
Allenstown	14.09%	Haverhill	13.26%	Colebrook	11.56%	New London	10.65%	Troy	8.83%	<i>Livermore</i>	
Pembroke	14.09%	Epsom	13.25%	Columbia	11.56%	Harrisville	10.58%	Newbury	8.66%	<i>Low and Burbank's Grant</i>	
Effingham	14.09%	East Kingston	13.23%	Stewartstown	11.56%	Nelson	10.58%	Sutton	8.66%	<i>Martin's Location</i>	
Wakefield	14.09%	South Hampton	13.23%	Stratford	11.56%	Stoddard	10.58%	Grantham	8.26%	<i>Millsfield</i>	
Dalton	14.08%	Lebanon	13.06%	Barnstead	11.56%	Hampton	10.56%	Hancock	8.07%	<i>Odell</i>	
Whitefield	14.08%	Plainfield	13.06%	Durham	11.53%	Carroll	10.55%	Center Harbor	8.05%	<i>Pinkham's Grant</i>	
Kingston	14.05%	Portsmouth	13.05%	Peterborough	11.38%	Jefferson	10.55%	Hampton Falls	7.69%	<i>Sargent's Purchase</i>	
Hooksett	14.04%	Loudon	12.99%	Sharon	11.38%	Randolph	10.55%	New Castle	7.29%	<i>Second College Grant</i>	
Lancaster	14.02%	Hopkinton	12.96%	Barrington	11.33%	Lyme	10.28%	Gilmanton	7.18%	<i>Success</i>	
Farmington	13.96%	Candia	12.92%	Hollis	11.26%	Orford	10.28%			<i>Thompson and Meserves Purchase</i>	
Rochester	13.95%	Northwood	12.84%	New Ipswich	11.25%	Piermont	10.28%			<i>Wentworth's Location</i>	
Atkinson	13.95%	Northfield	12.82%	Bartlett	11.14%	Westmoreland	10.28%				
Chester	13.94%	Tilton	12.82%	Hale's Location	11.14%	Easton	10.15%				
Brookline	13.89%	Milton	12.81%	Hart's Location	11.14%	Franconia	10.15%				
Albany	13.85%	Belmont	12.76%	Jackson	11.14%	Sugar Hill	10.15%				
Charlestown	13.85%	Alexandria	12.74%	Newmarket	11.13%	Antrim	10.13%				
Claremont	13.85%	Bridgewater	12.74%	Lee	11.10%	Bennington	10.13%				
Cornish	13.85%	Bristol	12.74%	Madbury	11.10%	Springfield	10.08%				
Croydon	13.85%	Plymouth	12.74%	Fitzwilliam	11.09%	Wilmot	10.08%				