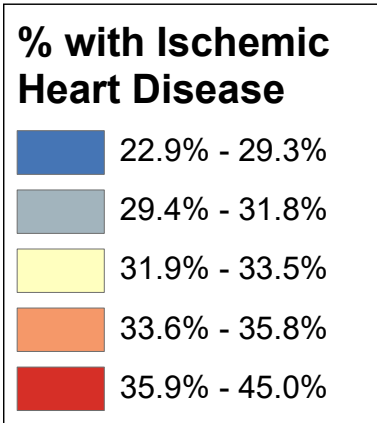
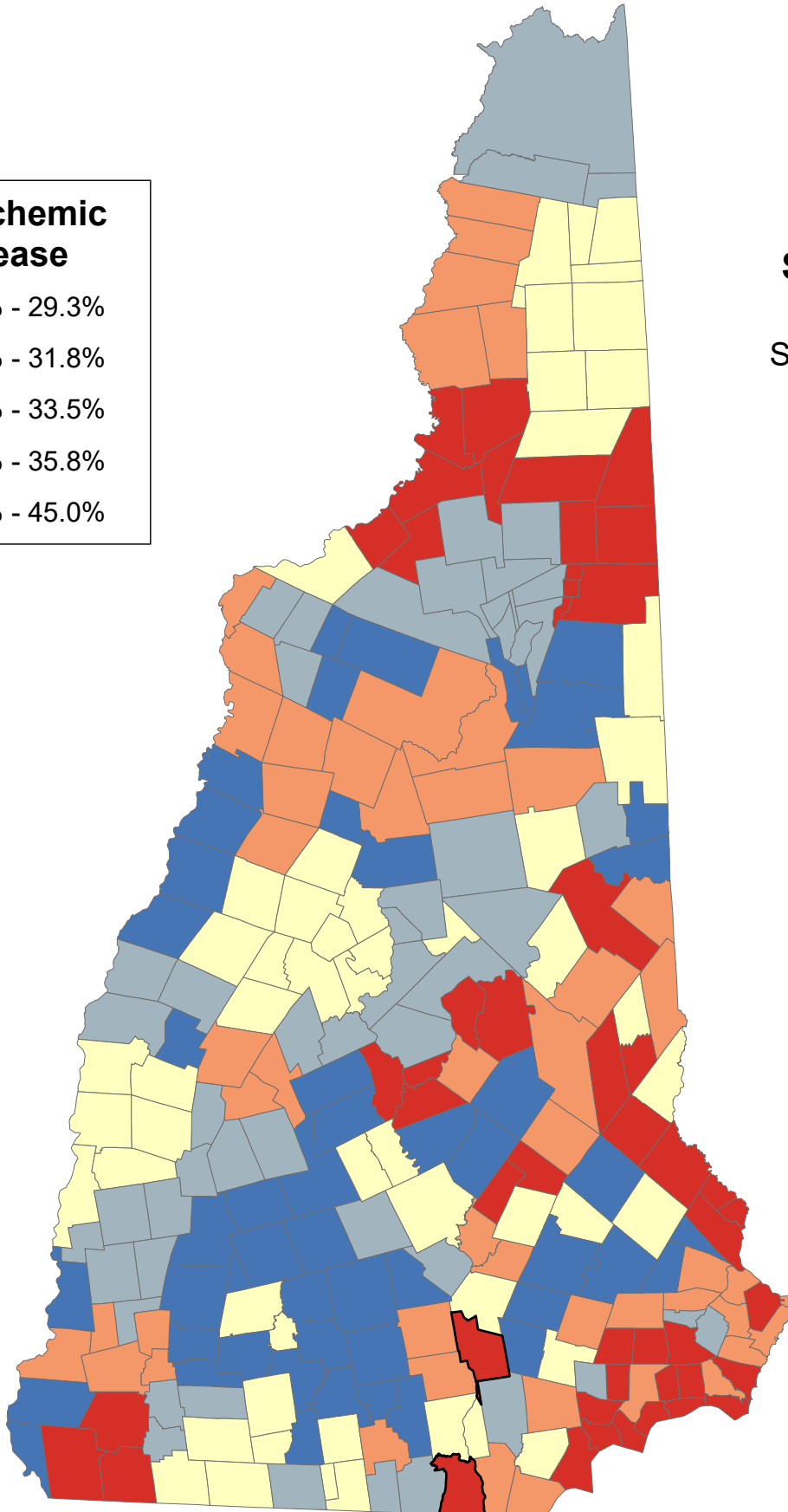


Percentage of Medicare Beneficiaries Age 65+ Ever Diagnosed with Ischemic Heart Disease

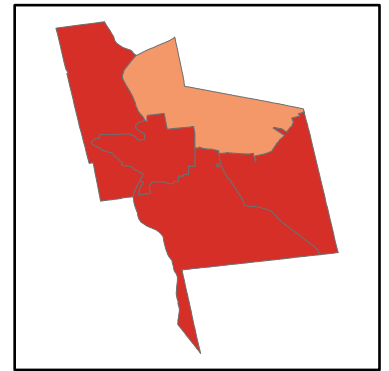


State Average: 34.3%

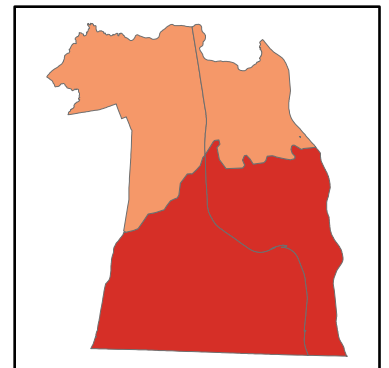
Source: CMS, 2014, 2015



Manchester Neighborhoods



Nashua Neighborhoods



% 65+ with Ischemic Heart Disease

Acworth	29.57%	Dalton	38.51%	Haverhill	34.85%	Nelson	28.36%	South Hampton	35.99%	Manchester	
Albany	35.31%	Danbury	30.41%	Hebron	31.81%	New Boston	25.51%	Springfield	34.21%	Central Manchester	43.26%
Alexandria	32.39%	Danville	38.30%	Henniker	26.91%	New Castle	35.59%	Stark	40.65%	Manchester: West	41.06%
Allenstown	34.06%	Deerfield	25.76%	Hill	30.41%	New Durham	35.84%	Stewartstown	34.30%	Manchester: South	38.28%
Alstead	29.57%	Deering	28.33%	Hillsborough	28.33%	New Hampton	30.93%	Stoddard	28.36%	Manchester: North	33.50%
Alton	34.15%	Derry	35.77%	Hinsdale	28.36%	New Ipswich	30.74%	Strafford	28.95%	Manchester: East	36.99%
Amherst	27.41%	Dorchester	31.81%	Holderness	31.55%	New London	34.00%	Stratford	34.30%		
Andover	26.72%	Dover	38.11%	Hollis	31.61%	Newbury	29.37%	Stratham	30.88%	Nashua	
Antrim	32.09%	Dublin	30.23%	Hooksett	32.97%	Newfields	30.88%	Sugar Hill	24.40%	Nashua: Zip 03060	38.93%
Ashland	31.55%	Dummer	32.18%	Hopkinton	29.40%	Newington	35.37%	Sullivan	35.84%	Nashua: Zip 03062	38.29%
Atkinson	36.79%	Dunbarton	27.40%	Hudson	34.31%	Newmarket	33.87%	Sunapee	30.07%	Nashua: Zip 03063	34.17%
Auburn	28.59%	Durham	34.25%	Jackson	27.25%	Newport	33.48%	Surry	35.84%	Nashua: Zip 03064	34.18%
Barnstead	34.48%	East Kingston	35.99%	Jaffrey	33.43%	Newton	36.28%	Sutton	29.37%		
Barrington	31.81%	Easton	24.40%	Jefferson	31.36%	North Hampton	35.50%	Swanzey	36.09%		
Bartlett	27.25%	Eaton	28.01%	Keene	35.84%	Northfield	39.36%	Tamworth	32.24%		
Bath	33.62%	Effingham	35.53%	Kensington	38.01%	Northumberland	40.65%	Temple	27.64%		
Bedford	34.64%	Ellsworth	28.89%	Kingston	34.31%	Northwood	31.94%	Thornton	34.20%	Unincorporated Places	
Belmont	33.96%	Enfield	29.73%	Laconia	37.25%	Nottingham	27.50%	Tilton	39.36%	<i>Atkinson and Gilmanton Academy Grant</i>	
Bennington	32.09%	Epping	35.28%	Lancaster	40.55%	Orange	31.89%	Troy	30.23%	<i>Bean's Grant</i>	
Benton	34.85%	Epsom	32.96%	Landaff	31.72%	Orford	23.68%	Tuftonboro	32.51%	<i>Bean's Purchase</i>	
Berlin	40.12%	Errol	32.18%	Langdon	29.57%	Ossipee	37.08%	Unity	33.48%	<i>Cambridge</i>	
Bethlehem	29.85%	Exeter	38.01%	Lebanon	31.48%	Pelham	35.21%	Wakefield	35.53%	<i>Chandler's Purchase</i>	
Boscawen	32.67%	Farmington	36.16%	Lee	29.34%	Pembroke	34.06%	Walpole	28.96%	<i>Crawford's Purchase</i>	
Bow	29.61%	Fitzwilliam	31.77%	Lempster	30.07%	Peterborough	32.34%	Warner	28.24%	<i>Cutt's Grant</i>	
Bradford	28.24%	Francestown	27.64%	Lincoln	35.06%	Piermont	23.68%	Warren	33.62%	<i>Dix's Grant</i>	
Brentwood	38.01%	Franconia	24.40%	Lisbon	31.72%	Pittsburg	31.61%	Washington	28.33%	<i>Dixville</i>	
Bridgewater	32.39%	Franklin	37.79%	Litchfield	33.01%	Pittsfield	36.24%	Waterville Valley	35.06%	<i>Erving's Location</i>	
Bristol	32.39%	Freedom	28.01%	Littleton	32.98%	Plainfield	31.48%	Weare	27.40%	<i>Erving's Grant</i>	
Brookfield	32.00%	Fremont	38.51%	Londonderry	30.21%	Plaisow	36.95%	Webster	32.67%	<i>Hadley's Purchase</i>	
Brookline	31.77%	Gilford	36.75%	Loudon	28.04%	Plymouth	32.39%	Wentworth	33.62%	<i>Kilkenny</i>	
Campton	28.89%	Gilmanton	29.17%	Lyman	31.72%	Portsmouth	38.94%	Westmoreland	35.45%	<i>Livermore</i>	
Canaan	31.89%	Gilsum	29.57%	Lyme	23.68%	Randolph	31.36%	Whitefield	38.51%	<i>Low and Burbank's Grant</i>	
Candia	28.29%	Goffstown	35.37%	Lyndeborough	27.72%	Raymond	34.03%	Wilmot	34.21%	<i>Martin's Location</i>	
Canterbury	28.90%	Gorham	37.17%	Madbury	29.34%	Richmond	36.09%	Wilton	32.55%	<i>Millsfield</i>	
Carroll	31.36%	Goshen	30.07%	Madison	29.50%	Rindge	31.77%	Winchester	36.09%	<i>Odell</i>	
Center Harbor	33.06%	Grafton	31.89%	Manchester	38.78%	Rochester	36.81%	Windham	31.99%	<i>Pinkham's Grant</i>	
Charlestown	33.48%	Grantham	26.27%	Marlborough	30.23%	Rollinsford	38.04%	Windsor	28.33%	<i>Sargent's Purchase</i>	
Chatham	32.05%	Greenfield	27.64%	Marlow	29.57%	Roxbury	35.84%	Wolfeboro	35.78%	<i>Second College Grant</i>	
Chester	32.18%	Greenland	35.37%	Mason	32.90%	Rumney	31.81%	Woodstock	34.20%	<i>Success</i>	
Chesterfield	26.81%	Greenville	32.90%	Meredith	30.93%	Rye	35.61%			<i>Thompson and Meserves Purchase</i>	
Chichester	36.24%	Groton	31.81%	Merrimack	33.44%	Salem	40.59%			<i>Wentworth's Location</i>	
Claremont	33.48%	Hale's Location	27.25%	Middleton	35.84%	Salisbury	26.72%				
Clarksville	31.61%	Hampstead	38.68%	Milan	32.18%	Sanbornton	30.41%				
Colebrook	34.30%	Hampton	36.30%	Milford	34.66%	Sandown	30.49%				
Columbia	34.30%	Hampton Falls	35.07%	Milton	33.40%	Sandwich	31.61%				
Concord	32.67%	Hancock	22.95%	Monroe	33.62%	Seabrook	45.00%				
Conway	32.05%	Hanover	24.96%	Mont Vernon	27.72%	Sharon	32.34%				
Cornish	33.48%	Harrisville	28.36%	Moultonborough	31.61%	Shelburne	37.17%				
Croydon	33.48%	Hart's Location	27.25%	Nashua	37.09%	Somersworth	38.14%				

% 65+ with Ischemic Heart Disease (Ranked)

Seabrook	45.00%	Rye	35.61%	Jaffrey	33.43%	Clarksville	31.61%	Hinsdale	28.36%	Manchester	
Northumberland	40.65%	New Castle	35.59%	Milton	33.40%	Pittsburg	31.61%	Deering	28.33%	Central Manchester	43.26%
Stark	40.65%	Effingham	35.53%	Center Harbor	33.06%	Ashland	31.55%	Hillsborough	28.33%	Manchester: West	41.06%
Salem	40.59%	Wakefield	35.53%	Litchfield	33.01%	Holderness	31.55%	Washington	28.33%	Manchester: South	38.28%
Lancaster	40.55%	North Hampton	35.50%	Littleton	32.98%	Lebanon	31.48%	Windsor	28.33%	Manchester: East	36.99%
Berlin	40.12%	Westmoreland	35.45%	Hooksett	32.97%	Plainfield	31.48%	Candia	28.29%	Manchester: North	33.50%
Northfield	39.36%	Goffstown	35.37%	Epsom	32.96%	Carroll	31.36%	Bradford	28.24%		
Tilton	39.36%	Greenland	35.37%	Greenville	32.90%	Jefferson	31.36%	Warner	28.24%	Nashua	
Portsmouth	38.94%	Newington	35.37%	Mason	32.90%	Randolph	31.36%	Loudon	28.04%	Nashua: Zip 03060	38.93%
Manchester	38.78%	Albany	35.31%	Boscawen	32.67%	Meredith	30.93%	Eaton	28.01%	Nashua: Zip 03062	38.29%
Hampstead	38.68%	Epping	35.28%	Concord	32.67%	New Hampton	30.93%	Freedom	28.01%	Nashua: Zip 03064	34.18%
Fremont	38.51%	Pelham	35.21%	Webster	32.67%	Newfields	30.88%	Lyndeborough	27.72%	Nashua: Zip 03063	34.17%
Dalton	38.51%	Hampton Falls	35.07%	Wilton	32.55%	Stratham	30.88%	Mont Vernon	27.72%		
Whitefield	38.51%	Lincoln	35.06%	Tuftonboro	32.51%	New Ipswich	30.74%	Fracestown	27.64%		
Danville	38.30%	Waterville Valley	35.06%	Alexandria	32.39%	Sandown	30.49%	Greenfield	27.64%		
Somersworth	38.14%	Benton	34.85%	Bridgewater	32.39%	Danbury	30.41%	Temple	27.64%		
Dover	38.11%	Haverhill	34.85%	Bristol	32.39%	Hill	30.41%	Nottingham	27.50%	Unincorporated Places	
Rollinsford	38.04%	Milford	34.66%	Plymouth	32.39%	Sanbornton	30.41%	Amherst	27.41%	<i>Atkinson and Gilmanton Academy Grant</i>	
Brentwood	38.01%	Bedford	34.64%	Peterborough	32.34%	Dublin	30.23%	Dunbarton	27.40%	<i>Bean's Grant</i>	
Exeter	38.01%	Barnstead	34.48%	Sharon	32.34%	Marlborough	30.23%	Weare	27.40%	<i>Bean's Purchase</i>	
Kensington	38.01%	Hudson	34.31%	Tamworth	32.24%	Troy	30.23%	Bartlett	27.25%	<i>Cambridge</i>	
Franklin	37.79%	Kingston	34.31%	Chester	32.18%	Londonderry	30.21%	Hale's Location	27.25%	<i>Chandler's Purchase</i>	
Laconia	37.25%	Colebrook	34.30%	Dummer	32.18%	Goshen	30.07%	Easton	27.25%	<i>Crawford's Purchase</i>	
Gorham	37.17%	Columbia	34.30%	Errol	32.18%	Lempster	30.07%	Jackson	27.25%	<i>Cutt's Grant</i>	
Shelburne	37.17%	Stewartstown	34.30%	Milan	32.18%	Sunapee	30.07%	Henniker	26.91%	<i>Dix's Grant</i>	
Nashua	37.09%	Stratford	34.30%	Antrim	32.09%	Bethlehem	29.85%	Chesterfield	26.81%	<i>Dixville</i>	
Ossipee	37.08%	Durham	34.25%	Bennington	32.09%	Enfield	29.73%	Andover	26.72%	<i>Erving's Location</i>	
Plaistow	36.95%	Springfield	34.21%	Chatham	32.05%	Bow	29.61%	Salisbury	26.72%	<i>Green's Grant</i>	
Rochester	36.81%	Wilmot	34.21%	Conway	32.05%	Acworth	29.57%	Grantham	26.27%	<i>Hadley's Purchase</i>	
Atkinson	36.79%	Thornton	34.20%	Brookfield	32.00%	Alstead	29.57%	Deerfield	25.76%	<i>Kilkenny</i>	
Gilford	36.75%	Woodstock	34.20%	Windham	31.99%	Gilsum	29.57%	New Boston	25.51%	<i>Livermore</i>	
Hampton	36.30%	Alton	34.15%	Northwood	31.94%	Langdon	29.57%	Hanover	24.96%	<i>Low and Burbank's Grant</i>	
Newton	36.28%	Allenstown	34.06%	Canaan	31.89%	Marlow	29.57%	Easton	24.40%	<i>Martin's Location</i>	
Chichester	36.24%	Pembroke	34.06%	Grafton	31.89%	Madison	29.50%	Franconia	24.40%	<i>Millsfield</i>	
Pittsfield	36.24%	Raymond	34.03%	Orange	31.89%	Hopkinton	29.40%	Sugar Hill	24.40%	<i>Odell</i>	
Farmington	36.16%	New London	34.00%	Barrington	31.81%	Newbury	29.37%	Lyme	23.68%	<i>Pinkham's Grant</i>	
Richmond	36.09%	Belmont	33.96%	Dorchester	31.81%	Sutton	29.37%	Orford	23.68%	<i>Sargent's Purchase</i>	
Swanzey	36.09%	Newmarket	33.87%	Groton	31.81%	Lee	29.34%	Piermont	23.68%	<i>Second College Grant</i>	
Winchester	36.09%	Warren	33.62%	Hebron	31.81%	Madbury	29.34%	Hancock	22.95%	<i>Success</i>	
East Kingston	35.99%	Wentworth	33.62%	Rumney	31.81%	Gilmanton	29.17%			<i>Thompson and Meserves Purchase</i>	
South Hampton	35.99%	Bath	33.62%	Fitzwilliam	31.77%	Walpole	28.96%			<i>Wentworth's Location</i>	
Middleton	35.84%	Monroe	33.62%	Rindge	31.77%	Strafford	28.95%				
New Durham	35.84%	Charlestown	33.48%	Brookline	31.77%	Canterbury	28.90%				
Keene	35.84%	Claremont	33.48%	Landaff	31.72%	Campton	28.89%				
Roxbury	35.84%	Cornish	33.48%	Lisbon	31.72%	Ellsworth	28.89%				
Sullivan	35.84%	Croydon	33.48%	Lyman	31.72%	Auburn	28.59%				
Surry	35.84%	Newport	33.48%	Hollis	31.61%	Harrisville	28.36%				
Wolfeboro	35.78%	Unity	33.48%	Moultonborough	31.61%	Nelson	28.36%				
Derry	35.77%	Merrimack	33.44%	Sandwich	31.61%	Stoddard	28.36%				