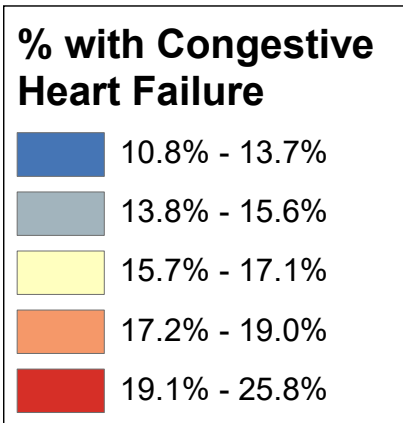
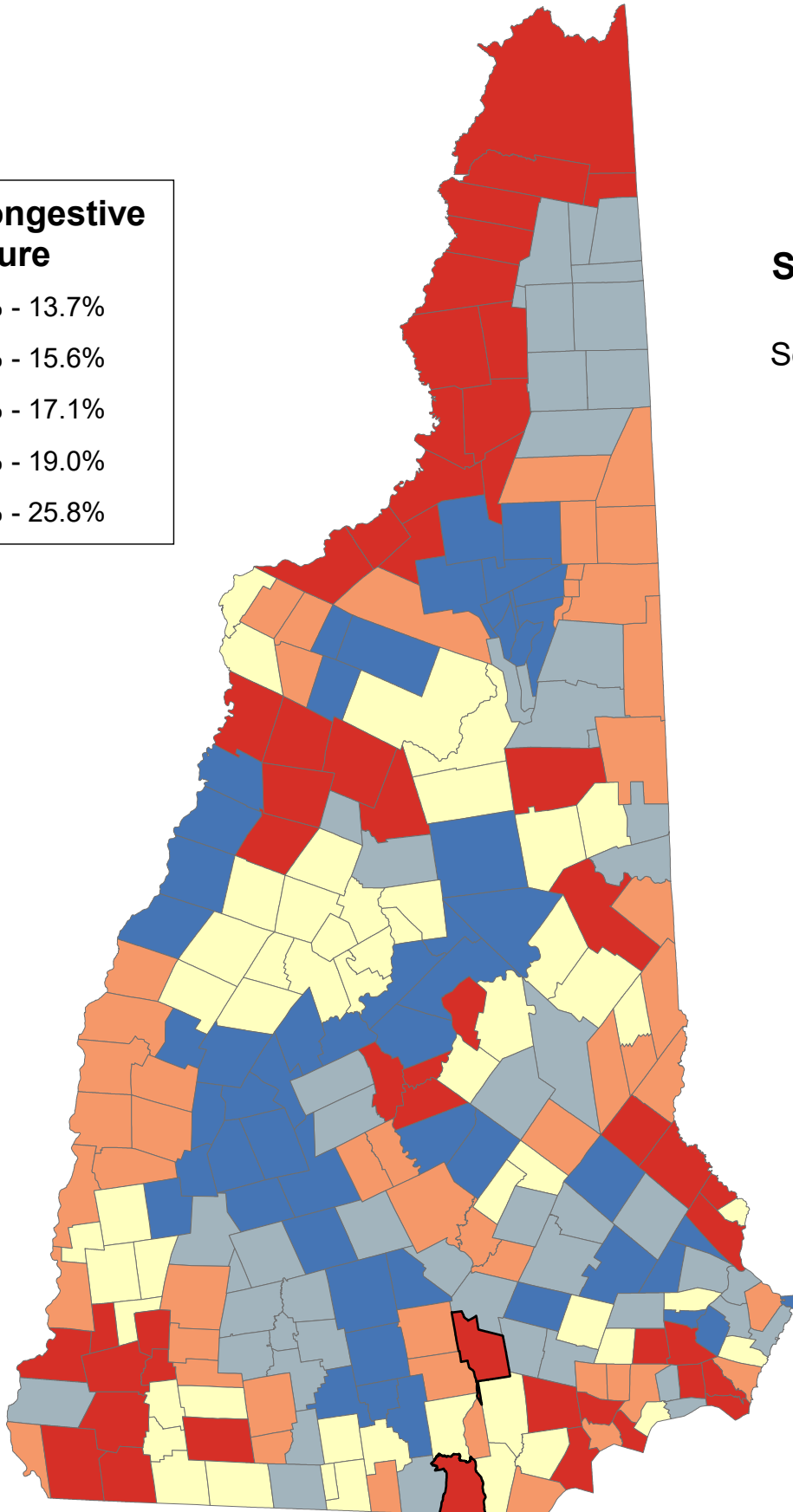


Percentage of Medicare Beneficiaries Age 65+ Ever Diagnosed with Congestive Heart Failure

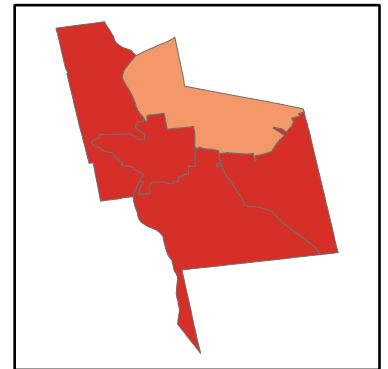


State Average: 17.7%

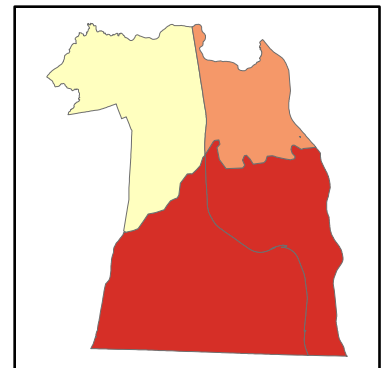
Source: CMS, 2014, 2015



Manchester Neighborhoods



Nashua Neighborhoods



% 65+ with Congestive Heart Failure

Acworth	15.90%	Dalton	23.42%	Haverhill	19.73%	Nelson	18.19%	South Hampton	15.18%	Manchester	
Albany	20.74%	Danbury	13.60%	Hebron	16.22%	New Boston	12.64%	Springfield	13.68%	Central Manchester	25.73%
Alexandria	15.79%	Danville	18.66%	Henniker	10.81%	New Castle	13.03%	Stark	21.37%	Manchester: West	23.67%
Allenstown	17.15%	Deerfield	14.44%	Hill	13.60%	New Durham	17.69%	Stewartstown	24.53%	Manchester: South	21.79%
Alstead	15.90%	Deering	14.14%	Hillsborough	14.14%	New Hampton	13.39%	Stoddard	18.19%	Manchester: North	17.33%
Alton	15.42%	Derry	20.00%	Hinsdale	17.81%	New Ipswich	14.72%	Strafford	12.17%	Manchester: East	19.34%
Amherst	12.55%	Dorchester	16.22%	Holderness	16.49%	New London	13.27%	Stratford	24.53%		
Andover	14.41%	Dover	19.58%	Hollis	14.27%	Newbury	13.38%	Stratham	11.63%	Nashua	
Antrim	14.80%	Dublin	16.58%	Hooksett	15.42%	Newfields	11.63%	Sugar Hill	13.69%	Nashua: Zip 03060	21.69%
Ashland	16.49%	Dummer	15.17%	Hopkinton	13.80%	Newington	14.71%	Sullivan	21.04%	Nashua: Zip 03062	19.79%
Atkinson	18.92%	Dunbarton	11.49%	Hudson	16.00%	Newmarket	16.45%	Sunapee	12.60%	Nashua: Zip 03063	16.71%
Auburn	14.78%	Durham	14.77%	Jackson	13.95%	Newport	19.01%	Surry	21.04%	Nashua: Zip 03064	17.86%
Barnstead	19.00%	East Kingston	15.18%	Jaffrey	19.48%	Newton	16.63%	Sutton	13.38%		
Barrington	14.80%	Easton	13.69%	Jefferson	13.66%	North Hampton	16.75%	Swanzey	20.94%		
Bartlett	13.95%	Eaton	14.33%	Keene	21.04%	Northfield	21.99%	Tamworth	16.14%		
Bath	16.09%	Effingham	18.05%	Kensington	20.91%	Northumberland	21.37%	Temple	14.73%		
Bedford	18.02%	Ellsworth	15.04%	Kingston	18.27%	Northwood	14.99%	Thornton	20.67%	Unincorporated Places	
Belmont	16.70%	Enfield	16.60%	Laconia	19.14%	Nottingham	13.03%	Tilton	21.99%	<i>Atkinson and Gilmanton Academy Grant</i>	
Bennington	14.80%	Epping	15.35%	Lancaster	20.20%	Orange	16.89%	Troy	16.58%	<i>Bean's Grant</i>	
Benton	19.73%	Epsom	14.95%	Landaff	17.72%	Orford	13.72%	Tuftonboro	16.66%	<i>Bean's Purchase</i>	
Berlin	18.80%	Errol	15.17%	Langdon	15.90%	Ossipee	20.08%	Unity	19.01%	<i>Cambridge</i>	
Bethlehem	18.15%	Exeter	20.91%	Lebanon	18.01%	Pelham	17.32%	Wakefield	18.05%	<i>Chandler's Purchase</i>	
Boscawen	18.27%	Farmington	19.19%	Lee	13.27%	Pembroke	17.15%	Walpole	17.21%	<i>Crawford's Purchase</i>	
Bow	15.64%	Fitzwilliam	16.36%	Lempster	12.60%	Peterborough	18.69%	Warner	11.12%	<i>Cutt's Grant</i>	
Bradford	11.12%	Francestown	14.73%	Lincoln	15.89%	Piermont	13.72%	Warren	23.74%	<i>Dix's Grant</i>	
Brentwood	20.91%	Franconia	13.69%	Lisbon	17.72%	Pittsburg	19.08%	Washington	14.14%	<i>Dixville</i>	
Bridgewater	15.79%	Franklin	20.02%	Litchfield	17.43%	Pittsfield	16.51%	Waterville Valley	15.89%	<i>Erving's Location</i>	
Bristol	15.79%	Freedom	14.33%	Littleton	22.80%	Plainfield	18.01%	Weare	11.49%	<i>Erving's Grant</i>	
Brookfield	17.02%	Fremont	17.09%	Londonderry	16.01%	Plaistow	20.03%	Webster	18.27%	<i>Hadley's Purchase</i>	
Brookline	17.53%	Gilford	16.35%	Loudon	11.96%	Plymouth	15.79%	Wentworth	23.74%	<i>Kilkenny</i>	
Campton	15.04%	Gilmanton	14.36%	Lyman	17.72%	Portsmouth	17.99%	Westmoreland	22.39%	<i>Livermore</i>	
Canaan	16.89%	Gilsum	15.90%	Lyme	13.72%	Randolph	13.66%	Whitefield	23.42%	<i>Low and Burbank's Grant</i>	
Candia	13.62%	Goffstown	18.24%	Lyndeborough	12.80%	Raymond	16.43%	Wilmot	13.68%	<i>Martin's Location</i>	
Canterbury	12.73%	Gorham	18.20%	Madbury	13.27%	Richmond	20.94%	Wilton	15.95%	<i>Millsfield</i>	
Carroll	13.66%	Goshen	12.60%	Madison	16.90%	Rindge	16.36%	Winchester	20.94%	<i>Odell</i>	
Center Harbor	13.23%	Grafton	16.89%	Manchester	21.79%	Rochester	19.30%	Windham	16.54%	<i>Pinkham's Grant</i>	
Charlestown	19.01%	Grantham	11.37%	Marlborough	16.58%	Rollinsford	17.11%	Windsor	14.14%	<i>Sargent's Purchase</i>	
Chatham	18.29%	Greenfield	14.73%	Marlow	15.90%	Roxbury	21.04%	Wolfeboro	16.53%	<i>Second College Grant</i>	
Chester	13.73%	Greenland	14.71%	Mason	16.41%	Rumney	16.22%	Woodstock	20.67%	<i>Success</i>	
Chesterfield	15.20%	Greenville	16.41%	Meredith	13.39%	Rye	15.23%			<i>Thompson and Meserves Purchase</i>	
Chichester	16.51%	Groton	16.22%	Merrimack	16.05%	Salem	23.23%			<i>Wentworth's Location</i>	
Claremont	19.01%	Hale's Location	13.95%	Middleton	17.69%	Salisbury	14.41%				
Clarksville	19.08%	Hampstead	19.84%	Milan	15.17%	Sanbornton	13.60%				
Colebrook	24.53%	Hampton	17.17%	Milford	17.02%	Sandown	17.18%				
Columbia	24.53%	Hampton Falls	19.10%	Milton	17.44%	Sandwich	13.30%				
Concord	18.27%	Hancock	14.98%	Monroe	16.09%	Seabrook	21.92%				
Conway	18.29%	Hanover	13.49%	Mont Vernon	12.80%	Sharon	18.69%				
Cornish	19.01%	Harrisville	18.19%	Moultonborough	13.30%	Shelburne	18.20%				
Croydon	19.01%	Hart's Location	13.95%	Nashua	19.44%	Somersworth	20.40%				

% 65+ with Congestive Heart Failure (Ranked)

Colebrook	24.53%	Claremont	19.01%	Madison	16.90%	Hooksett	15.42%	Wilmot	13.68%	Manchester	
Columbia	24.53%	Cornish	19.01%	Canaan	16.89%	Epping	15.35%	Carroll	13.66%	Central Manchester	25.73%
Stewartstown	24.53%	Croydon	19.01%	Grafton	16.89%	Rye	15.23%	Jefferson	13.66%	Manchester: West	23.67%
Stratford	24.53%	Newport	19.01%	Orange	16.89%	Chesterfield	15.20%	Randolph	13.66%	Manchester: South	21.79%
Warren	23.74%	Unity	19.01%	North Hampton	16.75%	East Kingston	15.18%	Candia	13.62%	Manchester: East	19.34%
Wentworth	23.74%	Barnstead	19.00%	Belmont	16.70%	South Hampton	15.18%	Danbury	13.60%	Manchester: North	17.33%
Dalton	23.42%	Atkinson	18.92%	Tuftonboro	16.66%	Dummer	15.17%	Hill	13.60%		
Whitefield	23.42%	Berlin	18.80%	Newton	16.63%	Errol	15.17%	Sanbornton	13.60%	Nashua	
Salem	23.23%	Peterborough	18.69%	Enfield	16.60%	Milan	15.17%	Hanover	13.49%	Nashua: Zip 03060	21.69%
Littleton	22.80%	Sharon	18.69%	Dublin	16.58%	Campton	15.04%	Meredith	13.39%	Nashua: Zip 03062	19.79%
Westmoreland	22.39%	Danville	18.66%	Marlborough	16.58%	Ellsworth	15.04%	New Hampton	13.39%	Nashua: Zip 03064	17.86%
Northfield	21.99%	Chatham	18.29%	Troy	16.58%	Northwood	14.99%	Newbury	13.38%	Nashua: Zip 03063	16.71%
Tilton	21.99%	Conway	18.29%	Windham	16.54%	Hancock	14.98%	Sutton	13.38%		
Seabrook	21.92%	Kingston	18.27%	Wolfeboro	16.53%	Epsom	14.95%	Moultonborough	13.30%		
Manchester	21.79%	Boscawen	18.27%	Chichester	16.51%	Barrington	14.80%	Sandwich	13.30%		
Northumberland	21.37%	Concord	18.27%	Pittsfield	16.51%	Antrim	14.80%	Lee	13.27%		
Stark	21.37%	Webster	18.27%	Ashland	16.49%	Bennington	14.80%	Madbury	13.27%	Unincorporated Places	
Keene	21.04%	Goffstown	18.24%	Holderness	16.49%	Auburn	14.78%	New London	13.27%	<i>Atkinson and Gilmanton Academy Grant</i>	
Roxbury	21.04%	Gorham	18.20%	Newmarket	16.45%	Durham	14.77%	Center Harbor	13.23%	<i>Bean's Grant</i>	
Sullivan	21.04%	Shelburne	18.20%	Raymond	16.43%	Francestown	14.73%	New Castle	13.03%	<i>Bean's Purchase</i>	
Surry	21.04%	Harrisville	18.19%	Greenville	16.41%	Greenfield	14.73%	Nottingham	13.03%	<i>Cambridge</i>	
Richmond	20.94%	Nelson	18.19%	Mason	16.41%	Temple	14.73%	Lyndeborough	12.80%	<i>Chandler's Purchase</i>	
Swanzey	20.94%	Stoddard	18.19%	Fitzwilliam	16.36%	New Ipswich	14.72%	Stratham	12.80%	<i>Crawford's Purchase</i>	
Winchester	20.94%	Bethlehem	18.15%	Rindge	16.36%	Greenland	14.71%	Canterbury	12.73%	<i>Cutt's Grant</i>	
Brentwood	20.91%	Effingham	18.05%	Gilford	16.35%	Newington	14.71%	New Boston	12.64%	<i>Dix's Grant</i>	
Exeter	20.91%	Wakefield	18.05%	Dorchester	16.22%	Deerfield	14.44%	Goshen	12.60%	<i>Dixville</i>	
Kensington	20.91%	Bedford	18.02%	Groton	16.22%	Andover	14.41%	Lempster	12.60%	<i>Erving's Location</i>	
Albany	20.74%	Lebanon	18.01%	Hebron	16.22%	Salisbury	14.41%	Sunapee	12.60%	<i>Green's Grant</i>	
Thornton	20.67%	Plainfield	18.01%	Rumney	16.22%	Gilmanton	14.36%	Amherst	12.55%	<i>Hadley's Purchase</i>	
Woodstock	20.67%	Portsmouth	17.99%	Tamworth	16.14%	Eaton	14.33%	Strafford	12.17%	<i>Kilkenny</i>	
Somersworth	20.40%	Hinsdale	17.81%	Bath	16.09%	Freedom	14.33%	Loudon	11.96%	<i>Livermore</i>	
Lancaster	20.20%	Landaff	17.72%	Monroe	16.09%	Hollis	14.27%	Newfields	11.63%	<i>Low and Burbank's Grant</i>	
Ossipee	20.08%	Lisbon	17.72%	Merrimack	16.05%	Deering	14.14%	Stratham	11.63%	<i>Martin's Location</i>	
Plaistow	20.03%	Lyman	17.72%	Londonderry	16.01%	Hillsborough	14.14%	Dunbarton	11.49%	<i>Millsfield</i>	
Franklin	20.02%	Middleton	17.69%	Hudson	16.00%	Washington	14.14%	Weare	11.49%	<i>Odell</i>	
Derry	20.00%	New Durham	17.69%	Wilton	15.95%	Windsor	14.14%	Grantham	11.37%	<i>Pinkham's Grant</i>	
Hampstead	19.84%	Brookline	17.53%	Acworth	15.90%	Bartlett	13.95%	Bradford	11.12%	<i>Sargent's Purchase</i>	
Benton	19.73%	Milton	17.44%	Alstead	15.90%	Hale's Location	13.95%	Warner	11.12%	<i>Second College Grant</i>	
Haverhill	19.73%	Litchfield	17.43%	Gilsum	15.90%	Hart's Location	13.95%	Henniker	10.81%	<i>Success</i>	
Dover	19.58%	Pelham	17.32%	Langdon	15.90%	Jackson	13.95%			<i>Thompson and Meserves Purchase</i>	
Jaffrey	19.48%	Walpole	17.21%	Marlow	15.90%	Hopkinton	13.80%			<i>Wentworth's Location</i>	
Nashua	19.44%	Sandown	17.18%	Lincoln	15.89%	Chester	13.73%				
Rochester	19.30%	Hampton	17.17%	Waterville Valley	15.89%	Lyme	13.72%				
Farmington	19.19%	Allenstown	17.15%	Alexandria	15.79%	Orford	13.72%				
Laconia	19.14%	Pembroke	17.15%	Bridgewater	15.79%	Piermont	13.72%				
Hampton Falls	19.10%	Rollinsford	17.11%	Bristol	15.79%	Easton	13.69%				
Clarksville	19.08%	Fremont	17.09%	Plymouth	15.79%	Franconia	13.69%				
Pittsburg	19.08%	Milford	17.02%	Bow	15.64%	Sugar Hill	13.69%				
Charlestown	19.01%	Brookfield	17.02%	Alton	15.42%	Springfield	13.68%				