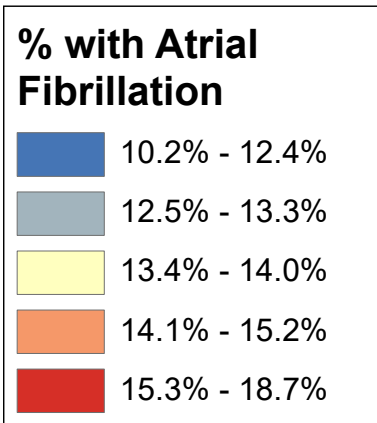
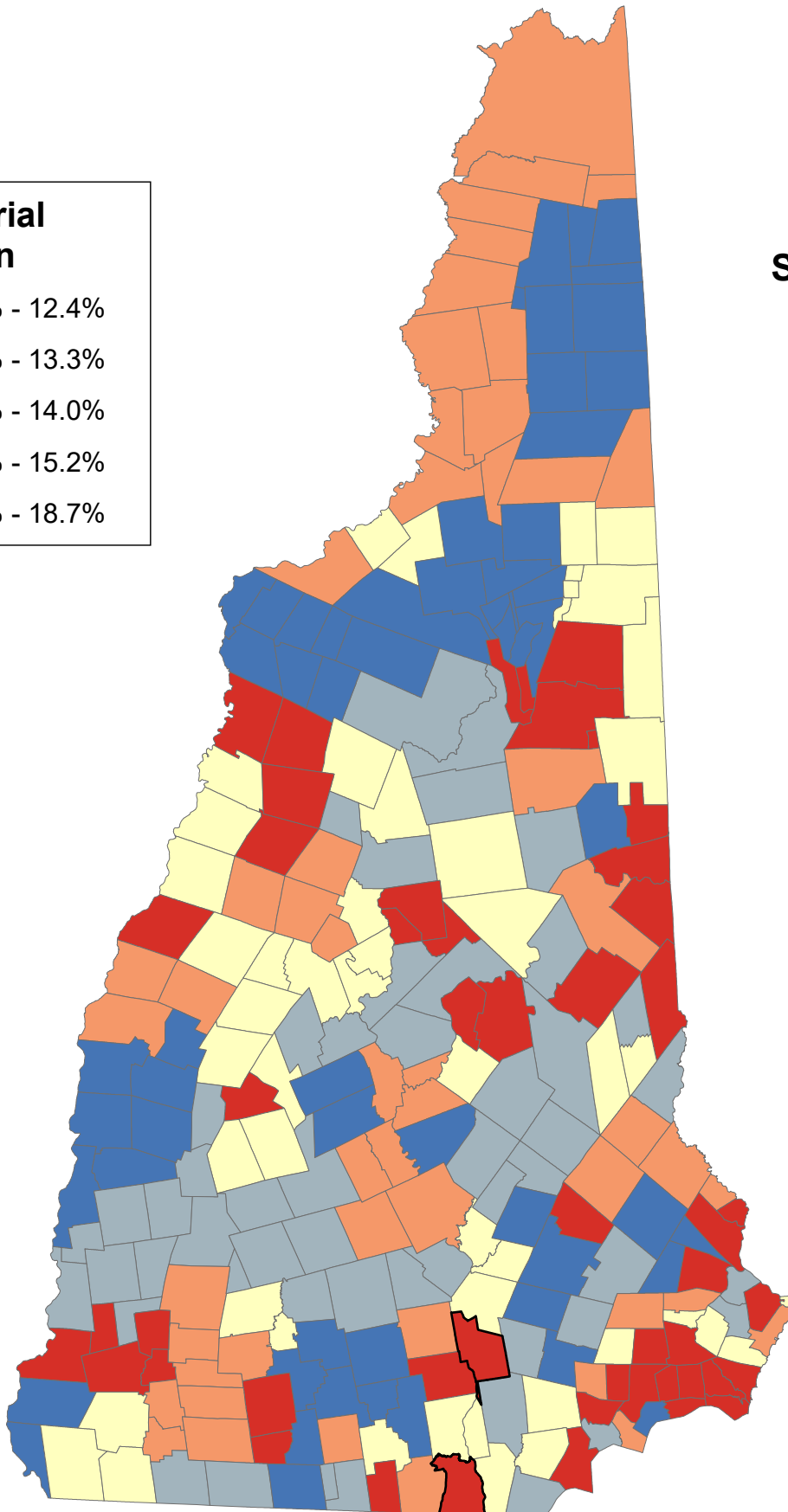


Percentage of Medicare Beneficiaries Age 65+ Years Ever Diagnosed with Atrial Fibrillation

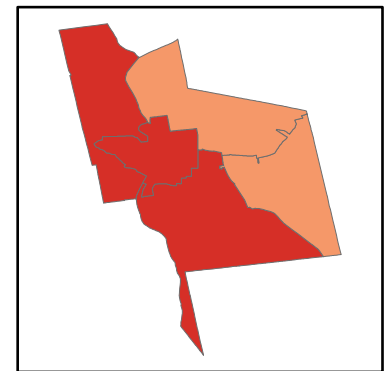


State Average: 14.4%

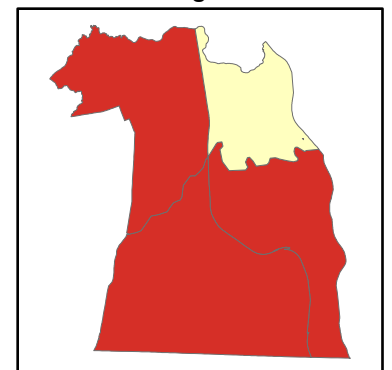
Source: CMS, 2015



Manchester Neighborhoods



Nashua Neighborhoods



% 65+ with Atrial Fibrillation

| | | | | | | | | | | | |
|---------------|--------|-----------------|--------|----------------|--------|----------------|--------|-------------------|--------|---|--------|
| Acworth | 12.76% | Dalton | 13.71% | Haverhill | 15.26% | Nelson | 14.02% | South Hampton | 15.40% | Manchester | |
| Albany | 14.60% | Danbury | 12.65% | Hebron | 15.02% | New Boston | 10.17% | Springfield | 13.38% | Central Manchester | 16.68% |
| Alexandria | 13.69% | Danville | 17.36% | Henniker | 12.96% | New Castle | 13.41% | Stark | 14.67% | Manchester: West | 16.28% |
| Allenstown | 13.78% | Deerfield | 12.03% | Hill | 12.65% | New Durham | 13.55% | Stewartstown | 15.18% | Manchester: South | 15.95% |
| Alstead | 12.76% | Deering | 12.67% | Hillsborough | 12.67% | New Hampton | 13.01% | Stoddard | 14.02% | Manchester: North | 15.14% |
| Alton | 13.13% | Derry | 13.97% | Hinsdale | 11.83% | New Ipswich | 11.65% | Strafford | 14.02% | Manchester: East | 14.73% |
| Amherst | 10.52% | Dorchester | 15.02% | Holderness | 15.61% | New London | 16.49% | Stratford | 15.18% | | |
| Andover | 10.20% | Dover | 15.96% | Hollis | 14.27% | Newbury | 13.67% | Stratham | 13.75% | Nashua | |
| Antrim | 13.56% | Dublin | 14.44% | Hooksett | 13.42% | Newfields | 13.75% | Sugar Hill | 12.07% | Nashua: Zip 03060 | 16.74% |
| Ashland | 15.61% | Dummer | 12.41% | Hopkinton | 15.07% | Newington | 13.08% | Sullivan | 15.34% | Nashua: Zip 03062 | 15.76% |
| Atkinson | 13.29% | Dunbarton | 12.64% | Hudson | 13.65% | Newmarket | 14.62% | Sunapee | 12.73% | Nashua: Zip 03063 | 15.78% |
| Auburn | 12.78% | Durham | 15.68% | Jackson | 15.78% | Newport | 12.19% | Surry | 15.34% | Nashua: Zip 03064 | 13.32% |
| Barnstead | 12.51% | East Kingston | 15.40% | Jaffrey | 14.11% | Newton | 11.70% | Sutton | 13.67% | | |
| Barrington | 12.39% | Easton | 12.07% | Jefferson | 12.19% | North Hampton | 13.91% | Swanzey | 13.47% | | |
| Bartlett | 15.78% | Eaton | 15.51% | Keene | 15.34% | Northfield | 14.31% | Tamworth | 13.29% | | |
| Bath | 11.67% | Effingham | 15.49% | Kensington | 18.68% | Northumberland | 14.67% | Temple | 12.32% | | |
| Bedford | 15.87% | Ellsworth | 12.98% | Kingston | 15.86% | Northwood | 16.14% | Thornton | 13.41% | Unincorporated Places | |
| Belmont | 13.38% | Enfield | 14.84% | Laconia | 17.01% | Nottingham | 13.05% | Tilton | 14.31% | <i>Atkinson and Gilmanton Academy Grant</i> | |
| Bennington | 13.56% | Epping | 14.23% | Lancaster | 14.29% | Orange | 13.56% | Troy | 14.44% | <i>Bean's Grant</i> | |
| Benton | 15.26% | Epsom | 12.12% | Landaff | 12.24% | Orford | 13.74% | Tuftonboro | 13.14% | <i>Bean's Purchase</i> | |
| Berlin | 15.00% | Errol | 12.41% | Langdon | 12.76% | Ossipee | 14.46% | Unity | 12.19% | <i>Cambridge</i> | |
| Bethlehem | 10.66% | Exeter | 18.68% | Lebanon | 14.80% | Pelham | 13.19% | Wakefield | 15.49% | <i>Chandler's Purchase</i> | |
| Boscawen | 14.49% | Farmington | 14.11% | Lee | 11.81% | Pembroke | 13.78% | Walpole | 13.16% | <i>Crawford's Purchase</i> | |
| Bow | 13.24% | Fitzwilliam | 12.45% | Lempster | 12.73% | Peterborough | 17.14% | Warner | 12.86% | <i>Cutt's Grant</i> | |
| Bradford | 12.86% | Francestown | 12.32% | Lincoln | 12.86% | Piermont | 13.74% | Warren | 15.46% | <i>Dix's Grant</i> | |
| Brentwood | 18.68% | Franconia | 12.07% | Lisbon | 12.24% | Pittsburg | 14.73% | Washington | 12.67% | <i>Dixville</i> | |
| Bridgewater | 13.69% | Franklin | 14.20% | Litchfield | 13.57% | Pittsfield | 12.54% | Waterville Valley | 12.86% | <i>Erving's Location</i> | |
| Bristol | 13.69% | Freedom | 15.51% | Littleton | 14.45% | Plainfield | 14.80% | Weare | 12.64% | <i>Green's Grant</i> | |
| Brookfield | 13.00% | Fremont | 13.48% | Londonderry | 12.63% | Plaistow | 14.27% | Webster | 14.49% | <i>Hadley's Purchase</i> | |
| Brookline | 17.19% | Gilford | 16.43% | Loudon | 12.92% | Plymouth | 13.69% | Wentworth | 15.46% | <i>Kilkenny</i> | |
| Campton | 12.98% | Gilmanton | 13.16% | Lyman | 12.24% | Portsmouth | 15.63% | Westmoreland | 17.24% | <i>Livermore</i> | |
| Canaan | 13.56% | Gilsum | 12.76% | Lyme | 13.74% | Randolph | 12.19% | Whitefield | 13.71% | <i>Low and Burbank's Grant</i> | |
| Candia | 12.23% | Goffstown | 14.41% | Lyndeborough | 12.20% | Raymond | 13.00% | Wilmot | 13.38% | <i>Martin's Location</i> | |
| Canterbury | 11.39% | Gorham | 13.52% | Madbury | 11.81% | Richmond | 13.47% | Wilton | 14.21% | <i>Millsfield</i> | |
| Carroll | 12.19% | Goshen | 12.73% | Madison | 12.32% | Rindge | 12.45% | Winchester | 13.47% | <i>Odell</i> | |
| Center Harbor | 15.73% | Grafton | 13.56% | Manchester | 15.84% | Rochester | 14.87% | Windham | 13.44% | <i>Pinkham's Grant</i> | |
| Charlestown | 12.19% | Grantham | 11.13% | Marlborough | 14.44% | Rollinsford | 15.55% | Windsor | 12.67% | <i>Sargent's Purchase</i> | |
| Chatham | 13.97% | Greenfield | 12.32% | Marlow | 12.76% | Roxbury | 15.34% | Wolfeboro | 15.46% | <i>Second College Grant</i> | |
| Chester | 10.60% | Greenland | 13.08% | Mason | 13.18% | Rumney | 15.02% | Woodstock | 13.41% | <i>Success</i> | |
| Chesterfield | 11.22% | Greenville | 13.18% | Meredith | 13.01% | Rye | 14.23% | | | <i>Thompson and Meserves Purchase</i> | |
| Chichester | 12.54% | Groton | 15.02% | Merrimack | 13.84% | Salem | 16.45% | | | <i>Wentworth's Location</i> | |
| Claremont | 12.19% | Hale's Location | 15.78% | Middleton | 13.55% | Salisbury | 10.20% | | | | |
| Clarksville | 14.73% | Hampstead | 15.18% | Milan | 12.41% | Sanbornton | 12.65% | | | | |
| Colebrook | 15.18% | Hampton | 15.30% | Milford | 13.48% | Sandown | 14.13% | | | | |
| Columbia | 15.18% | Hampton Falls | 16.75% | Milton | 13.15% | Sandwich | 13.57% | | | | |
| Concord | 14.49% | Hancock | 13.98% | Monroe | 11.67% | Seabrook | 18.03% | | | | |
| Conway | 13.97% | Hanover | 16.14% | Mont Vernon | 12.20% | Sharon | 17.14% | | | | |
| Cornish | 12.19% | Harrisville | 14.02% | Moultonborough | 13.57% | Shelburne | 13.52% | | | | |
| Croydon | 12.19% | Hart's Location | 15.78% | Nashua | 15.66% | Somersworth | 14.35% | | | | |

% 65+ with Atrial Fibrillation (Ranked)

| | | | | | | | | | | | |
|-----------------|--------|----------------|--------|----------------|--------|-------------------|--------|--------------|--------|---|--------|
| Brentwood | 18.68% | Columbia | 15.18% | North Hampton | 13.91% | Gilmanton | 13.16% | Greenfield | 12.32% | Manchester | |
| Exeter | 18.68% | Stewartstown | 15.18% | Merrimack | 13.84% | Walpole | 13.16% | Temple | 12.32% | Central Manchester | 16.68% |
| Kensington | 18.68% | Stratford | 15.18% | Allenstown | 13.78% | Milton | 13.15% | Madison | 12.32% | Manchester: West | 16.28% |
| Seabrook | 18.03% | Hopkinton | 15.07% | Pembroke | 13.78% | Tuftonboro | 13.14% | Landaff | 12.24% | Manchester: South | 15.95% |
| Danville | 17.36% | Dorchester | 15.02% | Newfields | 13.75% | Alton | 13.13% | Lisbon | 12.24% | Manchester: North | 15.14% |
| Westmoreland | 17.24% | Groton | 15.02% | Stratham | 13.75% | Greenland | 13.08% | Lyman | 12.24% | Manchester: East | 14.73% |
| Brookline | 17.19% | Hebron | 15.02% | Lyme | 13.74% | Newington | 13.08% | Candia | 12.23% | | |
| Peterborough | 17.14% | Rumney | 15.02% | Orford | 13.74% | Nottingham | 13.05% | Lyndeborough | 12.20% | Nashua | |
| Sharon | 17.14% | Berlin | 15.00% | Piermont | 13.74% | Meredith | 13.01% | Mont Vernon | 12.20% | Nashua: Zip 03060 | 16.74% |
| Laconia | 17.01% | Rochester | 14.87% | Dalton | 13.71% | New Hampton | 13.01% | Carroll | 12.19% | Nashua: Zip 03063 | 15.78% |
| Hampton Falls | 16.75% | Enfield | 14.84% | Whitefield | 13.71% | Brookfield | 13.00% | Jefferson | 12.19% | Nashua: Zip 03062 | 15.76% |
| New London | 16.49% | Lebanon | 14.80% | Alexandria | 13.69% | Raymond | 13.00% | Randolph | 12.19% | Nashua: Zip 03064 | 13.32% |
| Salem | 16.45% | Plainfield | 14.80% | Bridgewater | 13.69% | Campton | 12.98% | Charlestown | 12.19% | | |
| Gilford | 16.43% | Clarksville | 14.73% | Bristol | 13.69% | Ellsworth | 12.98% | Claremont | 12.19% | | |
| Hanover | 16.14% | Pittsburg | 14.73% | Plymouth | 13.69% | Henniker | 12.96% | Cornish | 12.19% | | |
| Northwood | 16.14% | Northumberland | 14.67% | Newbury | 13.67% | Loudon | 12.92% | Croydon | 12.19% | | |
| Dover | 15.96% | Stark | 14.67% | Sutton | 13.67% | Loudon | 12.92% | Croydon | 12.19% | | |
| Bedford | 15.87% | Newmarket | 14.62% | Hudson | 13.65% | Lincoln | 12.86% | Newport | 12.19% | Unincorporated Places | |
| Kingston | 15.86% | Albany | 14.60% | Moultonborough | 13.57% | Waterville Valley | 12.86% | Unity | 12.19% | <i>Atkinson and Gilmanton Academy Grant</i> | |
| Manchester | 15.84% | Boscawen | 14.49% | Sandwich | 13.57% | Bradford | 12.86% | Epsom | 12.12% | <i>Bean's Grant</i> | |
| Bartlett | 15.78% | Concord | 14.49% | Litchfield | 13.57% | Warner | 12.86% | Easton | 12.07% | <i>Bean's Purchase</i> | |
| Hale's Location | 15.78% | Webster | 14.49% | Litchfield | 13.57% | Auburn | 12.78% | Franconia | 12.07% | <i>Cambridge</i> | |
| Hart's Location | 15.78% | Ossipee | 14.46% | Antrim | 13.56% | Acworth | 12.76% | Sugar Hill | 12.07% | <i>Chandler's Purchase</i> | |
| Jackson | 15.78% | Ossipee | 14.46% | Bennington | 13.56% | Alstead | 12.76% | Grantham | 12.03% | <i>Crawford's Purchase</i> | |
| Center Harbor | 15.73% | Littleton | 14.45% | Canaan | 13.56% | Gilsum | 12.76% | Hinsdale | 11.83% | <i>Cutt's Grant</i> | |
| Durham | 15.68% | Dublin | 14.44% | Grafton | 13.56% | Langdon | 12.76% | Lee | 11.81% | <i>Dix's Grant</i> | |
| Nashua | 15.66% | Marlborough | 14.44% | Orange | 13.56% | Marlow | 12.76% | Madbury | 11.81% | <i>Dixville</i> | |
| Portsmouth | 15.63% | Troy | 14.44% | Middleton | 13.55% | Goshen | 12.73% | Newton | 11.70% | <i>Erving's Location</i> | |
| Ashland | 15.61% | Goffstown | 14.41% | New Durham | 13.55% | Lenox | 12.73% | Bath | 11.67% | <i>Erving's Grant</i> | |
| Holderness | 15.61% | Somersworth | 14.35% | Gorham | 13.52% | Sunapee | 12.73% | Monroe | 11.67% | <i>Hadley's Purchase</i> | |
| Rollinsford | 15.55% | Northfield | 14.31% | Shelburne | 13.52% | Deering | 12.67% | New Ipswich | 11.65% | <i>Kilkenny</i> | |
| Eaton | 15.51% | Tilton | 14.31% | Fremont | 13.48% | Hillsborough | 12.67% | Canterbury | 11.39% | <i>Livermore</i> | |
| Freedom | 15.51% | Lancaster | 14.29% | Milford | 13.48% | Washington | 12.67% | Chesterfield | 11.22% | <i>Low and Burbank's Grant</i> | |
| Effingham | 15.49% | Hollis | 14.27% | Richmond | 13.47% | Windsor | 12.67% | Grantham | 11.13% | <i>Martin's Location</i> | |
| Wakefield | 15.49% | Plaistow | 14.27% | Swanzey | 13.47% | Danbury | 12.65% | Bethlehem | 10.66% | <i>Millsfield</i> | |
| Warren | 15.46% | Rye | 14.23% | Winchester | 13.47% | Hill | 12.65% | Chester | 10.60% | <i>Odell</i> | |
| Wentworth | 15.46% | Epping | 14.23% | Windham | 13.44% | Sanbornton | 12.65% | Amherst | 10.52% | <i>Pinkham's Grant</i> | |
| Wolfeboro | 15.46% | Wilton | 14.21% | Hooksett | 13.42% | Dunbarton | 12.64% | Andover | 10.20% | <i>Sargent's Purchase</i> | |
| East Kingston | 15.40% | Franklin | 14.20% | New Castle | 13.41% | Weare | 12.64% | Salisbury | 10.20% | <i>Second College Grant</i> | |
| South Hampton | 15.40% | Sandown | 14.13% | Thornton | 13.41% | Londonderry | 12.63% | New Boston | 10.17% | <i>Success</i> | |
| Keene | 15.34% | Farmington | 14.11% | Woodstock | 13.41% | Chichester | 12.54% | | | <i>Thompson and Meserves Purchase</i> | |
| Roxbury | 15.34% | Jaffrey | 14.11% | Belmont | 13.38% | Pittsfield | 12.54% | | | <i>Wentworth's Location</i> | |
| Sullivan | 15.34% | Strafford | 14.02% | Springfield | 13.38% | Barnstead | 12.51% | | | | |
| Surry | 15.34% | Harrisville | 14.02% | Wilmot | 13.38% | Fitzwilliam | 12.45% | | | | |
| Hampton | 15.30% | Nelson | 14.02% | Tamworth | 13.29% | Rindge | 12.45% | | | | |
| Benton | 15.26% | Stoddard | 14.02% | Atkinson | 13.29% | Dummer | 12.41% | | | | |
| Haverhill | 15.26% | Hancock | 13.98% | Bow | 13.24% | Errol | 12.41% | | | | |
| Hampstead | 15.18% | Derry | 13.97% | Pelham | 13.19% | Milan | 12.41% | | | | |
| Colebrook | 15.18% | Chatham | 13.97% | Greenville | 13.18% | Barrington | 12.39% | | | | |
| | | Conway | 13.97% | Mason | 13.18% | Francestown | 12.32% | | | | |