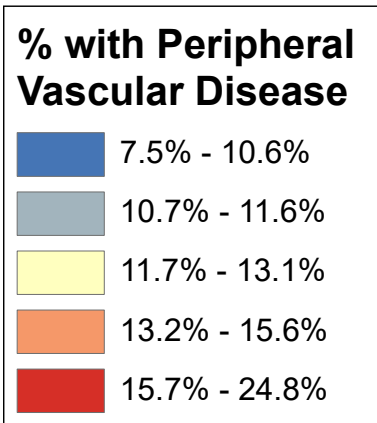
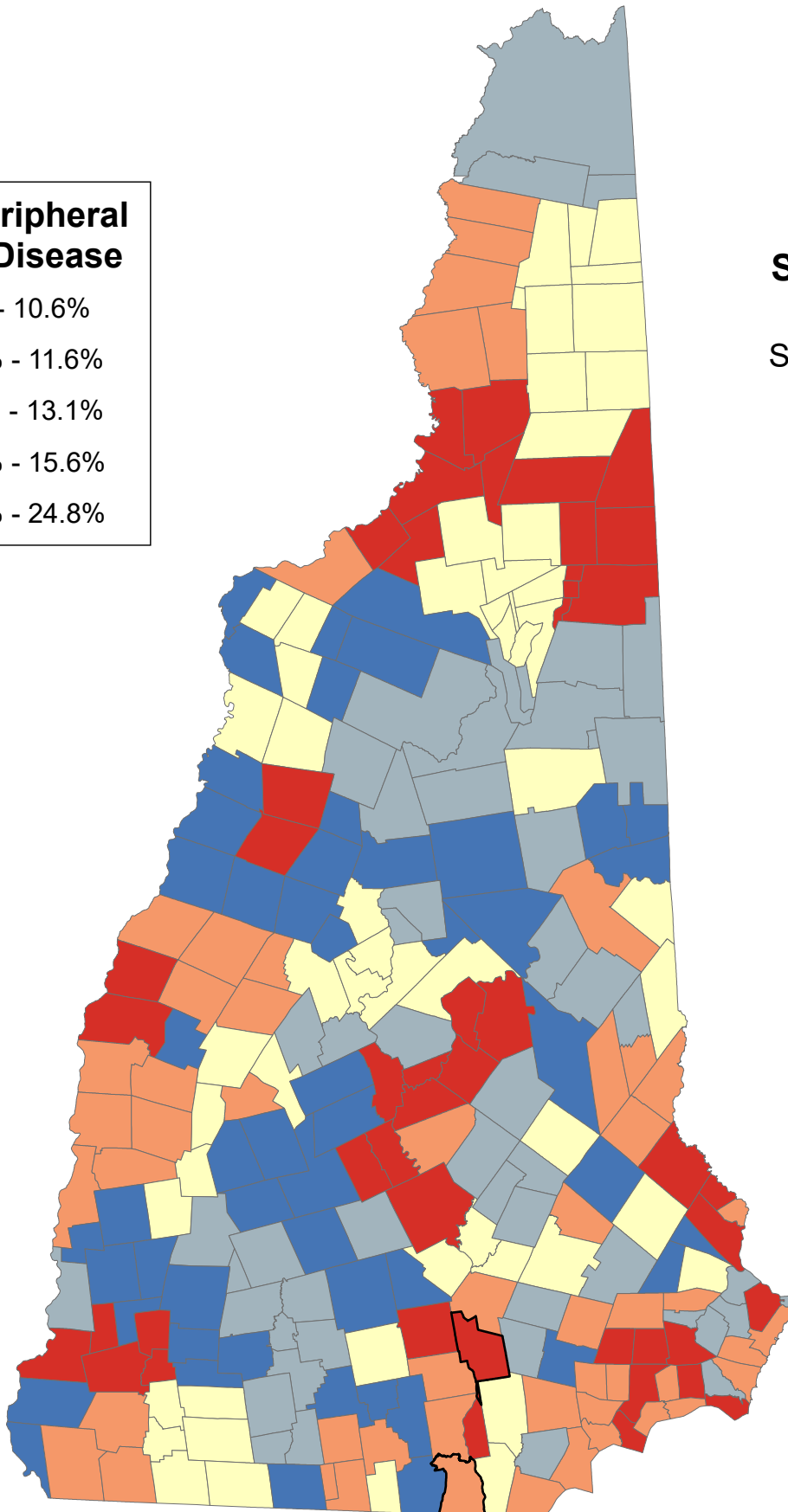


# Percentage of Medicare Beneficiaries Age 65+ Ever Diagnosed with Peripheral Vascular Disease

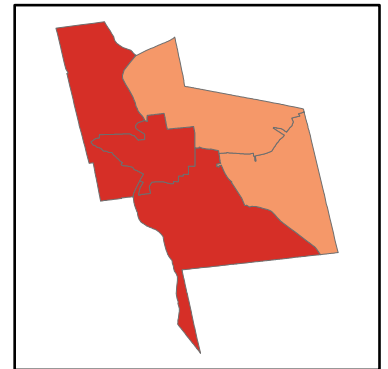


**State Average: 14.2%**

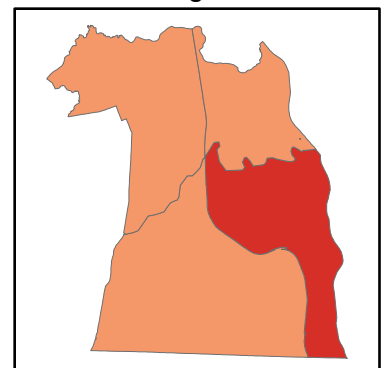
Source: CMS, 2014, 2015



**Manchester Neighborhoods**



**Nashua Neighborhoods**



## % 65+ with Peripheral Vascular Disease

Acworth	10.32%	Dalton	20.45%	Haverhill	12.81%	Nelson	9.51%	South Hampton	15.62%	<b>Manchester</b>	
Albany	12.32%	Danbury	11.72%	Hebron	10.28%	New Boston	12.68%	Springfield	12.95%	Central Manchester	20.67%
Alexandria	12.78%	Danville	14.31%	Henniker	10.26%	New Castle	11.01%	Stark	18.82%	Manchester: West	19.55%
Allenstown	13.32%	Deerfield	11.91%	Hill	11.72%	New Durham	14.84%	Stewartstown	15.94%	Manchester: South	18.58%
Alstead	10.32%	Deering	11.99%	Hillsborough	11.99%	New Hampton	12.53%	Stoddard	9.51%	Manchester: North	14.17%
Alton	10.99%	Derry	14.78%	Hinsdale	10.01%	New Ipswich	9.71%	Strafford	8.93%	Manchester: East	15.46%
Amherst	10.34%	Dorchester	10.28%	Holderness	11.64%	New London	13.42%	Stratford	15.94%		
Andover	9.71%	Dover	17.04%	Hollis	8.82%	Newbury	10.52%	Stratham	11.88%	<b>Nashua</b>	
Antrim	11.02%	Dublin	12.70%	Hooksett	13.68%	Newfields	11.88%	Sugar Hill	10.41%	Nashua: Zip 03060	16.82%
Ashland	11.64%	Dummer	13.23%	Hopkinton	10.83%	Newington	11.70%	Sullivan	17.12%	Nashua: Zip 03062	15.53%
Atkinson	14.32%	Dunbarton	10.39%	Hudson	13.52%	Newmarket	14.43%	Sunapee	12.39%	Nashua: Zip 03063	14.02%
Auburn	11.13%	Durham	13.04%	Jackson	11.23%	Newport	15.62%	Surry	17.12%	Nashua: Zip 03064	14.53%
Barnstead	12.49%	East Kingston	15.62%	Jaffrey	12.42%	Newton	15.00%	Sutton	10.52%		
Barrington	12.39%	Easton	10.41%	Jefferson	13.62%	North Hampton	13.92%	Swanzey	15.48%		
Bartlett	11.23%	Eaton	10.44%	Keene	17.12%	Northfield	17.96%	Tamworth	11.69%		
Bath	10.59%	Effingham	12.84%	Kensington	18.58%	Northumberland	18.82%	Temple	10.99%		
Bedford	15.31%	Ellsworth	9.86%	Kingston	16.04%	Northwood	15.51%	Thornton	11.99%	<b>Unincorporated Places</b>	
Belmont	16.70%	Enfield	15.17%	Laconia	17.98%	Nottingham	11.32%	Tilton	17.96%	<i>Atkinson and Gilmanton Academy Grant</i>	
Bennington	11.02%	Epping	14.53%	Lancaster	22.47%	Orange	14.40%	Troy	12.70%	<i>Bean's Grant</i>	
Benton	12.81%	Epsom	11.86%	Landaff	12.35%	Orford	8.22%	Tuftonboro	11.75%	<i>Bean's Purchase</i>	
Berlin	25.51%	Errol	13.23%	Langdon	10.32%	Ossipee	13.87%	Unity	15.62%	<i>Cambridge</i>	
Bethlehem	10.78%	Exeter	18.58%	Lebanon	16.22%	Pelham	14.91%	Wakefield	12.84%	<i>Chandler's Purchase</i>	
Boscawen	16.32%	Farmington	16.17%	Lee	10.22%	Pembroke	13.32%	Walpole	10.83%	<i>Crawford's Purchase</i>	
Bow	12.66%	Fitzwilliam	13.84%	Lempster	12.39%	Peterborough	11.68%	Warner	9.84%	<i>Cutt's Grant</i>	
Bradford	9.84%	Francestown	10.99%	Lincoln	10.79%	Piermont	8.22%	Warren	20.40%	<i>Dix's Grant</i>	
Brentwood	18.58%	Franconia	10.41%	Lisbon	12.35%	Pittsburg	11.97%	Washington	11.99%	<i>Dixville</i>	
Bridgewater	12.78%	Franklin	17.95%	Litchfield	16.44%	Pittsfield	11.91%	Waterville Valley	10.79%	<i>Erving's Location</i>	
Bristol	12.78%	Freedom	10.44%	Littleton	14.38%	Plainfield	16.22%	Weare	10.39%	<i>Green's Grant</i>	
Brookfield	11.88%	Fremont	16.13%	Londonderry	12.99%	Plaistow	17.54%	Webster	16.32%	<i>Hadley's Purchase</i>	
Brookline	12.31%	Gilford	16.80%	Loudon	10.78%	Plymouth	12.78%	Wentworth	20.40%	<i>Kilkenny</i>	
Campton	9.86%	Gilmanton	11.72%	Lyman	12.35%	Portsmouth	16.45%	Westmoreland	18.75%	<i>Livermore</i>	
Canaan	14.40%	Gilsum	10.32%	Lyme	8.22%	Randolph	13.62%	Whitefield	20.45%	<i>Low and Burbank's Grant</i>	
Candia	11.83%	Goffstown	16.59%	Lyndeborough	10.21%	Raymond	15.05%	Wilmot	12.95%	<i>Martin's Location</i>	
Canterbury	13.25%	Gorham	16.72%	Madbury	10.22%	Richmond	15.48%	Wilton	13.30%	<i>Millsfield</i>	
Carroll	13.62%	Goshen	12.39%	Madison	8.21%	Rindge	13.84%	Winchester	15.48%	<i>Odell</i>	
Center Harbor	8.82%	Grafton	14.40%	Manchester	18.00%	Rochester	17.63%	Windham	11.85%	<i>Pinkham's Grant</i>	
Charlestown	15.62%	Grantham	9.51%	Marlborough	12.70%	Rollinsford	14.95%	Windsor	11.99%	<i>Sargent's Purchase</i>	
Chatham	11.92%	Greenfield	10.99%	Marlow	10.32%	Roxbury	17.12%	Wolfeboro	10.99%	<i>Second College Grant</i>	
Chester	9.74%	Greenland	11.70%	Mason	15.27%	Rumney	10.28%	Woodstock	11.99%	<i>Success</i>	
Chesterfield	9.83%	Greenville	15.27%	Meredith	12.53%	Rye	14.71%			<i>Thompson and Meserves Purchase</i>	
Chichester	11.91%	Groton	10.28%	Merrimack	13.80%	Salem	15.39%			<i>Wentworth's Location</i>	
Claremont	15.62%	Hale's Location	11.23%	Middleton	14.84%	Salisbury	9.71%				
Clarksville	11.97%	Hampstead	15.65%	Milan	13.23%	Sanbornton	11.72%				
Colebrook	15.94%	Hampton	15.76%	Milford	15.46%	Sandown	14.06%				
Columbia	15.94%	Hampton Falls	10.95%	Milton	15.16%	Sandwich	10.98%				
Concord	16.32%	Hancock	7.86%	Monroe	10.59%	Seabrook	20.79%				
Conway	11.92%	Hanover	14.35%	Mont Vernon	10.21%	Sharon	11.68%				
Cornish	15.62%	Harrisville	9.51%	Moultonborough	10.98%	Shelburne	16.72%				
Croydon	15.62%	Hart's Location	11.23%	Nashua	15.47%	Somersworth	16.36%				

## % 65+ with Peripheral Vascular Disease (Ranked)

Berlin	25.51%	Charlestown	15.62%	Wilton	13.30%	Newfields	11.88%	Dunbarton	10.39%	<b>Manchester</b>	
Lancaster	22.47%	Claremont	15.62%	Canterbury	13.25%	Stratham	11.88%	Weare	10.39%	Central Manchester	20.67%
Seabrook	20.79%	Cornish	15.62%	Dummer	13.23%	Epsom	11.86%	Amherst	10.34%	Manchester: West	19.55%
Dalton	20.45%	Croydon	15.62%	Errol	13.23%	Windham	11.85%	Acworth	10.32%	Manchester: South	18.58%
Whitefield	20.45%	Newport	15.62%	Milan	13.23%	Candia	11.83%	Alstead	10.32%	Manchester: East	15.46%
Warren	20.40%	Unity	15.62%	Durham	13.04%	Tuftonboro	11.75%	Gilsum	10.32%	Manchester: North	14.17%
Wentworth	20.40%	Northwood	15.51%	Londonderry	12.99%	Danbury	11.72%	Langdon	10.32%		
Northumberland	18.82%	Richmond	15.48%	Springfield	12.95%	Hill	11.72%	Marlow	10.32%	<b>Nashua</b>	
Stark	18.82%	Swanzey	15.48%	Wilmot	12.95%	Sanbornton	11.72%	Dorchester	10.28%	Nashua: Zip 03060	16.82%
Westmoreland	18.75%	Winchester	15.48%	Effingham	12.84%	Gilmanton	11.72%	Groton	10.28%	Nashua: Zip 03062	15.53%
Brentwood	18.58%	Nashua	15.47%	Wakefield	12.84%	Greenland	11.70%	Hebron	10.28%	Nashua: Zip 03064	14.53%
Exeter	18.58%	Milford	15.46%	Benton	12.81%	Newington	11.70%	Rumney	10.28%	Nashua: Zip 03063	14.02%
Kensington	18.58%	Salem	15.39%	Haverhill	12.81%	Tamworth	11.69%	Henniker	10.26%		
Manchester	18.00%	Bedford	15.31%	Alexandria	12.78%	Peterborough	11.68%	Lee	10.22%		
Laconia	17.98%	Greenville	15.27%	Bridgewater	12.78%	Sharon	11.68%	Madbury	10.22%		
Northfield	17.96%	Mason	15.27%	Bristol	12.78%	Ashland	11.64%	Lyndeborough	10.21%		
Tilton	17.96%	Enfield	15.17%	Plymouth	12.78%	Holderness	11.64%	Mont Vernon	10.21%	<b>Unincorporated Places</b>	
Franklin	17.95%	Milton	15.16%	Dublin	12.70%	Nottingham	11.32%	Hinsdale	10.01%	<i>Atkinson and Gilmanton Academy Grant</i>	
Rochester	17.63%	Raymond	15.05%	Marlborough	12.70%	Bartlett	11.23%	Campton	9.86%	<i>Bean's Grant</i>	
Plaistow	17.54%	Newton	15.00%	Troy	12.70%	Hale's Location	11.23%	Ellsworth	9.86%	<i>Bean's Purchase</i>	
Keene	17.12%	Rollinsford	14.95%	New Boston	12.68%	Hart's Location	11.23%	Bradford	9.84%	<i>Cambridge</i>	
Roxbury	17.12%	Pelham	14.91%	Bow	12.66%	Jackson	11.23%	Warner	9.84%	<i>Chandler's Purchase</i>	
Sullivan	17.12%	Middleton	14.84%	Meredith	12.53%	Auburn	11.13%	Hollis	9.83%	<i>Crawford's Purchase</i>	
Surry	17.12%	New Durham	14.84%	New Hampton	12.53%	Antrim	11.02%	Chester	9.74%	<i>Cutt's Grant</i>	
Dover	17.04%	Derry	14.78%	Barnstead	12.49%	Bennington	11.02%	New Ipswich	9.71%	<i>Dix's Grant</i>	
Gilford	16.80%	Rye	14.71%	Jaffrey	12.42%	New Castle	11.01%	Andover	9.71%	<i>Dixville</i>	
Gorham	16.72%	Epping	14.53%	Barrington	12.39%	Alton	10.99%	Salisbury	9.71%	<i>Erving's Location</i>	
Shelburne	16.72%	Newmarket	14.43%	Goshen	12.39%	Wolfeboro	10.99%	Harrisville	9.51%	<i>Green's Grant</i>	
Belmont	16.70%	Canaan	14.40%	Lempster	12.39%	Francesstown	10.99%	Nelson	9.51%	<i>Hadley's Purchase</i>	
Goffstown	16.59%	Grafton	14.40%	Sunapee	12.39%	Greenfield	10.99%	Stoddard	9.51%	<i>Kilkenny</i>	
Portsmouth	16.45%	Orange	14.40%	Landaff	12.35%	Temple	10.99%	Grantham	9.51%	<i>Livermore</i>	
Litchfield	16.44%	Littleton	14.38%	Lisbon	12.35%	Moultonborough	10.98%	Strafford	8.93%	<i>Low and Burbank's Grant</i>	
Somersworth	16.36%	Hanover	14.35%	Lyman	12.35%	Sandwich	10.98%	Hollis	8.82%	<i>Martin's Location</i>	
Boscawen	16.32%	Atkinson	14.32%	Albany	12.32%	Hampton Falls	10.95%	Center Harbor	8.82%	<i>Millsfield</i>	
Concord	16.32%	Danville	14.31%	Brookline	12.31%	Hopkinton	10.83%	Lyme	8.22%	<i>Odell</i>	
Webster	16.32%	Sandown	14.06%	Thornton	11.99%	Walpole	10.83%	Orford	8.22%	<i>Pinkham's Grant</i>	
Lebanon	16.22%	North Hampton	13.92%	Woodstock	11.99%	Lincoln	10.79%	Piermont	8.22%	<i>Sargent's Purchase</i>	
Plainfield	16.22%	Ossipee	13.87%	Deering	11.99%	Waterville Valley	10.79%	Madison	8.21%	<i>Second College Grant</i>	
Farmington	16.17%	Fitzwilliam	13.84%	Hillsborough	11.99%	Bethlehem	10.78%	Hancock	7.86%	<i>Success</i>	
Fremont	16.13%	Rindge	13.84%	Washington	11.99%	Loudon	10.78%			<i>Thompson and Meserves Purchase</i>	
Kingston	16.04%	Merrimack	13.80%	Windsor	11.99%	Bath	10.59%			<i>Wentworth's Location</i>	
Colebrook	15.94%	Hooksett	13.68%	Clarksville	11.97%	Monroe	10.59%				
Columbia	15.94%	Carroll	13.62%	Pittsburg	11.97%	Newbury	10.52%				
Stewartstown	15.94%	Jefferson	13.62%	Chatham	11.92%	Sutton	10.52%				
Stratford	15.94%	Randolph	13.62%	Conway	11.92%	Eaton	10.44%				
Hampton	15.76%	Hudson	13.52%	Deerfield	11.91%	Freedom	10.44%				
Hampstead	15.65%	New London	13.42%	Chichester	11.91%	Easton	10.41%				
East Kingston	15.62%	Allenstown	13.32%	Pittsfield	11.91%	Franconia	10.41%				
South Hampton	15.62%	Pembroke	13.32%	Brookfield	11.88%	Sugar Hill	10.41%				