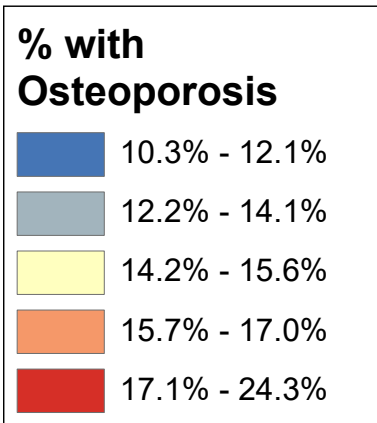
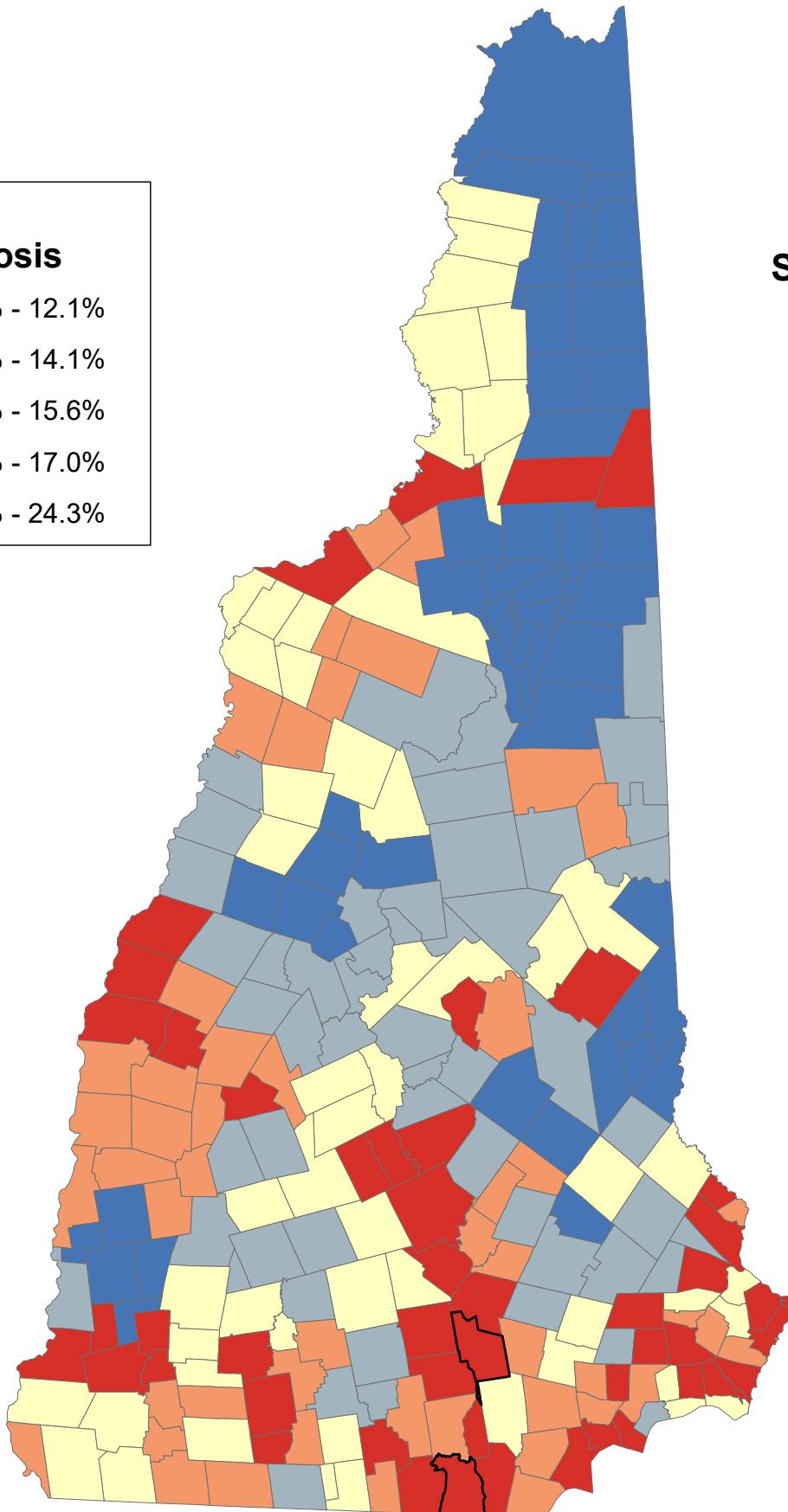


# Percentage of Medicare Beneficiaries Age 65+ Years Ever Diagnosed with Osteoporosis

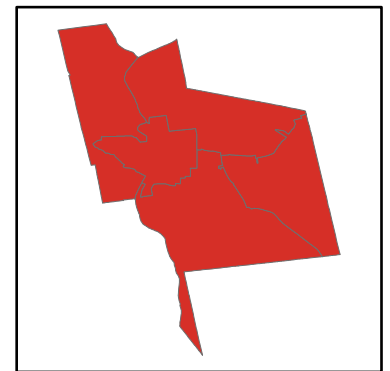


**State Average: 17.4%**

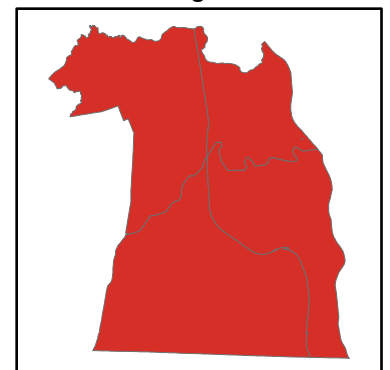
Source: CMS, 2015



**Manchester Neighborhoods**



**Nashua Neighborhoods**



## % 65+ with Osteoporosis

Acworth	10.30%	Dalton	16.86%	Haverhill	15.81%	Nelson	15.22%	South Hampton	14.21%	<b>Manchester</b>	
Albany	15.98%	Danbury	13.10%	Hebron	12.05%	New Boston	13.28%	Springfield	16.42%	Central Manchester	21.41%
Alexandria	13.66%	Danville	18.25%	Henniker	13.47%	New Castle	20.95%	Stark	15.38%	Manchester: West	22.78%
Allenstown	16.89%	Deerfield	13.69%	Hill	13.10%	New Durham	10.42%	Stewartstown	15.65%	Manchester: South	22.67%
Alstead	10.30%	Deering	12.56%	Hillsborough	12.56%	New Hampton	15.63%	Stoddard	15.22%	Manchester: North	19.95%
Alton	12.63%	Derry	16.22%	Hinsdale	16.94%	New Ipswich	13.28%	Strafford	15.10%	Manchester: East	23.71%
Amherst	16.05%	Dorchester	12.05%	Holderness	12.89%	New London	21.73%	Stratford	15.65%		
Andover	15.32%	Dover	19.63%	Hollis	17.55%	Newbury	13.75%	Stratham	15.75%	<b>Nashua</b>	
Antrim	14.58%	Dublin	16.51%	Hooksett	18.65%	Newfields	15.75%	Sugar Hill	16.97%	Nashua: Zip 03060	22.52%
Ashland	12.89%	Dummer	11.16%	Hopkinton	15.23%	Newington	15.06%	Sullivan	21.94%	Nashua: Zip 03062	22.54%
Atkinson	18.98%	Dunbarton	14.21%	Hudson	18.21%	Newmarket	14.25%	Sunapee	16.37%	Nashua: Zip 03063	22.66%
Auburn	16.60%	Durham	19.49%	Jackson	12.01%	Newport	16.08%	Surry	21.94%	Nashua: Zip 03064	21.11%
Barnstead	11.55%	East Kingston	14.21%	Jaffrey	14.32%	Newton	13.70%	Sutton	13.75%		
Barrington	12.69%	Easton	16.97%	Jefferson	11.75%	North Hampton	16.52%	Swanzy	15.26%		
Bartlett	12.01%	Eaton	13.94%	Keene	21.94%	Northfield	12.93%	Tamworth	13.45%		
Bath	15.48%	Effingham	11.87%	Kensington	21.87%	Northumberland	15.38%	Temple	16.29%		
Bedford	21.00%	Ellsworth	10.69%	Kingston	16.13%	Northwood	11.91%	Thornton	14.30%	<b>Unincorporated Places</b>	
Belmont	13.99%	Enfield	16.42%	Laconia	19.84%	Nottingham	12.70%	Tilton	12.93%	<i>Atkinson and Gilmanton Academy Grant</i>	
Bennington	14.58%	Epping	17.14%	Lancaster	19.90%	Orange	14.09%	Troy	16.51%	<i>Bean's Grant</i>	
Benton	15.81%	Epsom	14.00%	Landaff	15.54%	Orford	13.15%	Tuftonboro	14.84%	<i>Bean's Purchase</i>	
Berlin	17.86%	Errol	11.16%	Langdon	10.30%	Ossipee	15.08%	Unity	16.08%	<i>Cambridge</i>	
Bethlehem	14.84%	Exeter	21.87%	Lebanon	17.22%	Pelham	16.52%	Wakefield	11.87%	<i>Chandler's Purchase</i>	
Boscawen	19.59%	Farmington	12.91%	Lee	12.47%	Pembroke	16.89%	Walpole	13.92%	<i>Crawford's Purchase</i>	
Bow	19.41%	Fitzwilliam	16.11%	Lempster	16.37%	Peterborough	24.33%	Warner	15.53%	<i>Cutt's Grant</i>	
Bradford	15.53%	Francestown	16.29%	Lincoln	13.87%	Piermont	13.15%	Warren	14.99%	<i>Dix's Grant</i>	
Brentwood	21.87%	Franconia	16.97%	Lisbon	15.54%	Pittsburg	10.64%	Washington	12.56%	<i>Dixville</i>	
Bridgewater	13.66%	Franklin	15.59%	Litchfield	18.23%	Pittsfield	16.57%	Waterville Valley	13.87%	<i>Erving's Location</i>	
Bristol	13.66%	Freedom	13.94%	Littleton	17.06%	Plainfield	17.22%	Weare	14.21%	<i>Green's Grant</i>	
Brookfield	11.04%	Fremont	13.76%	Londonderry	15.07%	Plaisow	17.11%	Webster	19.59%	<i>Hadley's Purchase</i>	
Brookline	16.25%	Gilford	16.18%	Loudon	13.71%	Plymouth	13.66%	Wentworth	14.99%	<i>Kilkenny</i>	
Campton	10.69%	Gilmanton	11.41%	Lyman	15.54%	Portsmouth	20.23%	Westmoreland	19.24%	<i>Livermore</i>	
Canaan	14.09%	Gilsum	10.30%	Lyme	13.15%	Randolph	11.75%	Whitefield	16.86%	<i>Low and Burbank's Grant</i>	
Candia	13.81%	Goffstown	21.36%	Lyndeborough	12.76%	Raymond	14.52%	Wilmot	16.42%	<i>Martin's Location</i>	
Canterbury	17.04%	Gorham	11.97%	Madbury	12.47%	Richmond	15.26%	Wilton	14.17%	<i>Millsfield</i>	
Carroll	11.75%	Goshen	16.37%	Madison	16.54%	Rindge	16.11%	Winchester	15.26%	<i>Odell</i>	
Center Harbor	13.25%	Grafton	14.09%	Manchester	22.08%	Rochester	15.30%	Windham	16.87%	<i>Pinkham's Grant</i>	
Charlestown	16.08%	Grantham	17.51%	Marlborough	16.51%	Rollinsford	15.89%	Windsor	12.56%	<i>Sargent's Purchase</i>	
Chatham	13.18%	Greenfield	16.29%	Marlow	10.30%	Roxbury	21.94%	Wolfeboro	20.00%	<i>Second College Grant</i>	
Chester	14.45%	Greenland	15.06%	Mason	14.83%	Rumney	12.05%	Woodstock	14.30%	<i>Success</i>	
Chesterfield	14.19%	Greenville	14.83%	Meredith	15.63%	Rye	21.36%			<i>Thompson and Meserves Purchase</i>	
Chichester	16.57%	Groton	12.05%	Merrimack	16.60%	Salem	20.39%			<i>Wentworth's Location</i>	
Claremont	16.08%	Hale's Location	12.01%	Middleton	10.42%	Salisbury	15.32%				
Clarksville	10.64%	Hampstead	16.33%	Milan	11.16%	Sanbornton	13.10%				
Colebrook	15.65%	Hampton	17.31%	Milford	19.69%	Sandown	16.32%				
Columbia	15.65%	Hampton Falls	18.28%	Milton	11.41%	Sandwich	13.57%				
Concord	19.59%	Hancock	20.91%	Monroe	15.48%	Seabrook	15.05%				
Conway	13.18%	Hanover	20.80%	Mont Vernon	12.76%	Sharon	24.33%				
Cornish	16.08%	Harrisville	15.22%	Moultonborough	13.57%	Shelburne	11.97%				
Croydon	16.08%	Hart's Location	12.01%	Nashua	22.33%	Somersworth	17.59%				

## % 65+ with Osteoporosis (Ranked)

Peterborough	24.33%	Franconia	16.97%	Columbia	15.65%	Chesterfield	14.19%	Hillsborough	12.56%	<b>Manchester</b>	
Sharon	24.33%	Sugar Hill	16.97%	Stewartstown	15.65%	Wilton	14.17%	Washington	12.56%	Manchester: East	23.71%
Nashua	22.33%	Hinsdale	16.94%	Stratford	15.65%	Canaan	14.09%	Windsor	12.56%	Manchester: West	22.78%
Manchester	22.08%	Allenstown	16.89%	Meredith	15.63%	Grafton	14.09%	Lee	12.47%	Manchester: South	22.67%
Keene	21.94%	Pembroke	16.89%	New Hampton	15.63%	Orange	14.09%	Madbury	12.47%	Central Manchester	21.41%
Roxbury	21.94%	Windham	16.87%	Franklin	15.59%	Epsom	14.00%	Dorchester	12.05%	Manchester: North	19.95%
Sullivan	21.94%	Dalton	16.86%	Landaff	15.54%	Belmont	13.99%	Groton	12.05%		
Surry	21.94%	Whitefield	16.86%	Lisbon	15.54%	Eaton	13.94%	Hebron	12.05%	<b>Nashua</b>	
Brentwood	21.87%	Merrimack	16.60%	Lyman	15.54%	Freedom	13.94%	Rumney	12.05%	Nashua: Zip 03063	22.66%
Exeter	21.87%	Auburn	16.60%	Bradford	15.53%	Walpole	13.92%	Bartlett	12.01%	Nashua: Zip 03062	22.54%
Kensington	21.87%	Chichester	16.57%	Warner	15.53%	Lincoln	13.87%	Hale's Location	12.01%	Nashua: Zip 03060	22.52%
New London	21.73%	Pittsfield	16.57%	Bath	15.48%	Waterville Valley	13.87%	Hart's Location	12.01%	Nashua: Zip 03064	21.11%
Rye	21.36%	Madison	16.54%	Monroe	15.48%	Candia	13.81%	Jackson	12.01%		
Goffstown	21.36%	Pelham	16.52%	Northumberland	15.38%	Fremont	13.76%	Gorham	11.97%		
Bedford	21.00%	North Hampton	16.52%	Stark	15.38%	Newbury	13.75%	Shelburne	11.97%		
New Castle	20.95%	Dublin	16.51%	Andover	15.32%	Sutton	13.75%	Northwood	11.91%		
Hancock	20.91%	Marlborough	16.51%	Salisbury	15.32%	Loudon	13.71%	Effingham	11.87%	<b>Unincorporated Places</b>	
Hanover	20.80%	Troy	16.51%	Rochester	15.30%	Newton	13.70%	Wakefield	11.87%	<i>Atkinson and Gilmanton Academy Grant</i>	
Salem	20.39%	Enfield	16.42%	Richmond	15.26%	Deerfield	13.69%	Carroll	11.75%	<i>Bean's Grant</i>	
Portsmouth	20.23%	Springfield	16.42%	Swanzey	15.26%	Alexandria	13.66%	Jefferson	11.75%	<i>Bean's Purchase</i>	
Wolfeboro	20.00%	Wilmot	16.42%	Winchester	15.26%	Bridgewater	13.66%	Randolph	11.75%	<i>Cambridge</i>	
Lancaster	19.90%	Goshen	16.37%	Hopkinton	15.23%	Bristol	13.66%	Barnstead	11.55%	<i>Chandler's Purchase</i>	
Laconia	19.84%	Lempster	16.37%	Harrisville	15.22%	Plymouth	13.66%	Middleton	11.41%	<i>Crawford's Purchase</i>	
Milford	19.69%	Sunapee	16.37%	Nelson	15.22%	Moultonborough	13.57%	Milton	11.41%	<i>Cutt's Grant</i>	
Dover	19.63%	Hampstead	16.33%	Stoddard	15.22%	Sandwich	13.57%	Dummer	11.16%	<i>Dix's Grant</i>	
Boscawen	19.59%	Sandown	16.32%	Strafford	15.10%	Henniker	13.47%	Errol	11.16%	<i>Dixville</i>	
Concord	19.59%	Francestown	16.29%	Ossipee	15.08%	Tamworth	13.45%	Milan	11.16%	<i>Erving's Location</i>	
Webster	19.59%	Greenfield	16.29%	Londonderry	15.07%	New Ipswich	13.28%	Brookfield	11.04%	<i>Green's Grant</i>	
Durham	19.49%	Temple	16.29%	Greenland	15.06%	New Boston	13.28%	Campton	10.69%	<i>Hadley's Purchase</i>	
Bow	19.41%	Brookline	16.25%	Newington	15.06%	Center Harbor	13.25%	Ellsworth	10.69%	<i>Kilkenny</i>	
Westmoreland	19.24%	Derry	16.22%	Seabrook	15.05%	Chatham	13.18%	Clarksville	10.64%	<i>Livermore</i>	
Atkinson	18.98%	Gilford	16.18%	Warren	14.99%	Conway	13.18%	Pittsburg	10.64%	<i>Low and Burbank's Grant</i>	
Hooksett	18.65%	Kingston	16.13%	Wentworth	14.99%	Lyme	13.15%	Middleton	10.42%	<i>Martin's Location</i>	
Hampton Falls	18.28%	Fitzwilliam	16.11%	Bethlehem	14.84%	Orford	13.15%	New Durham	10.42%	<i>Millsfield</i>	
Danville	18.25%	Rindge	16.11%	Tuftonboro	14.84%	Piermont	13.15%	Acworth	10.30%	<i>Odell</i>	
Litchfield	18.23%	Charlestown	16.08%	Greenville	14.83%	Danbury	13.10%	Alstead	10.30%	<i>Pinkham's Grant</i>	
Hudson	18.21%	Claremont	16.08%	Mason	14.83%	Hill	13.10%	Gilsum	10.30%	<i>Sargent's Purchase</i>	
Berlin	17.86%	Cornish	16.08%	Antrim	14.58%	Sanbornton	13.10%	Langdon	10.30%	<i>Second College Grant</i>	
Somersworth	17.59%	Croydon	16.08%	Bennington	14.58%	Northfield	12.93%	Marlow	10.30%	<i>Success</i>	
Hollis	17.55%	Newport	16.08%	Raymond	14.52%	Tilton	12.93%			<i>Thompson and Meserves Purchase</i>	
Grantham	17.51%	Unity	16.08%	Chester	14.45%	Farmington	12.91%			<i>Wentworth's Location</i>	
Hampton	17.31%	Amherst	16.05%	Jaffrey	14.32%	Ashland	12.89%				
Lebanon	17.22%	Albany	15.98%	Thornton	14.30%	Holderness	12.89%				
Plainfield	17.22%	Rollinsford	15.89%	Woodstock	14.30%	Lyndeborough	12.76%				
Epping	17.14%	Benton	15.81%	Newmarket	14.25%	Mont Vernon	12.76%				
Plaistow	17.11%	Haverhill	15.81%	Dunbarton	14.21%	Nottingham	12.70%				
Littleton	17.06%	Newfields	15.75%	Weare	14.21%	Barrington	12.69%				
Canterbury	17.04%	Stratham	15.75%	East Kingston	14.21%	Alton	12.63%				
Easton	16.97%	Colebrook	15.65%	South Hampton	14.21%	Deering	12.56%				