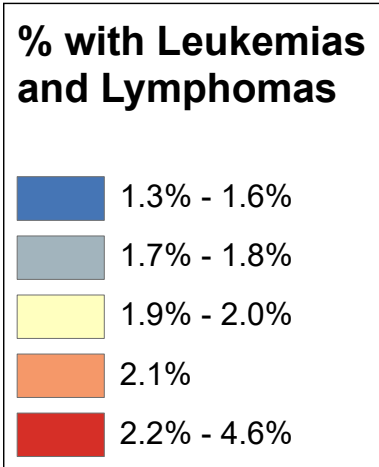
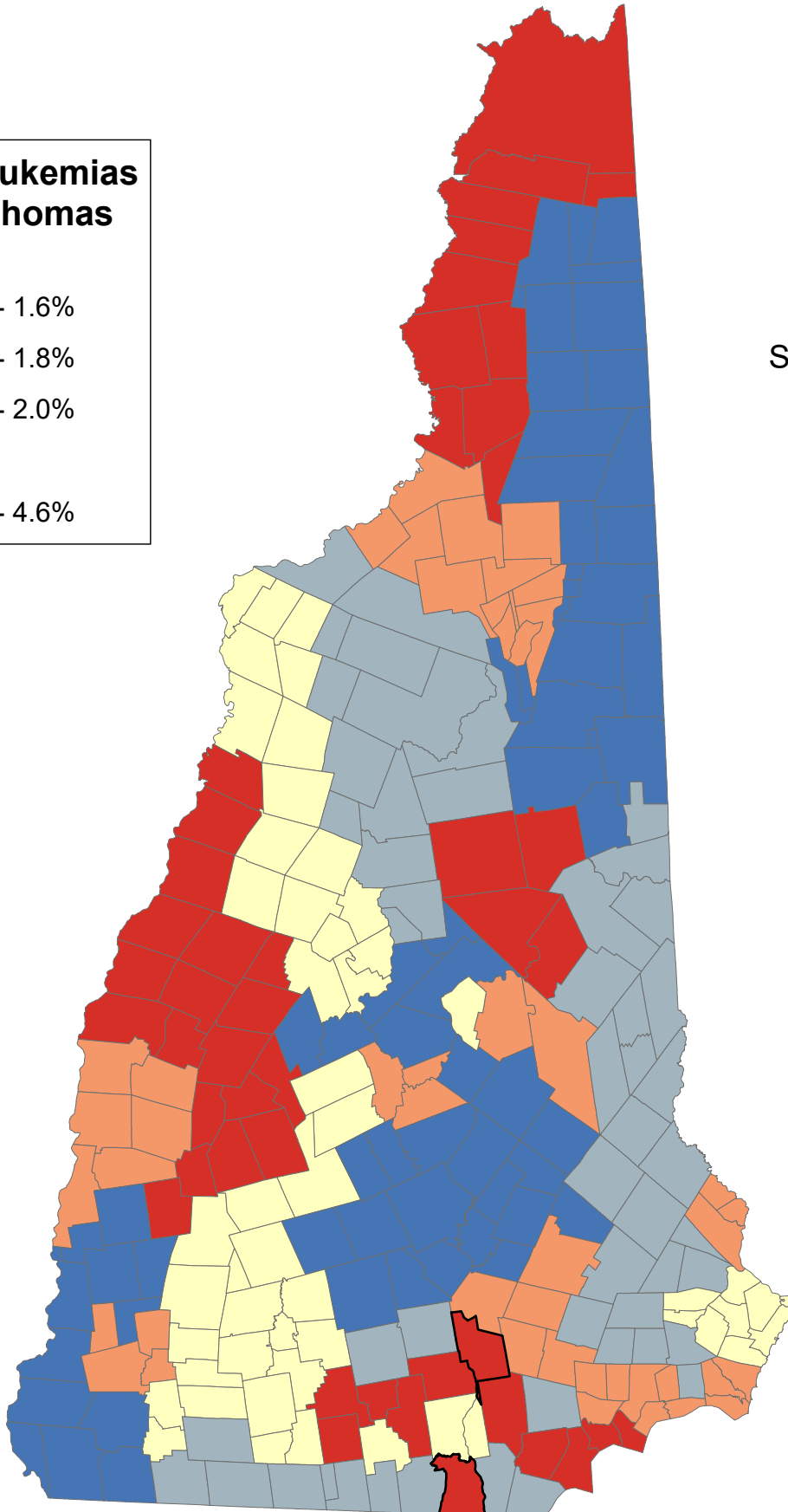


Percentage of Medicare Beneficiaries Age 65+ Years Ever Diagnosed with Leukemias and Lymphomas

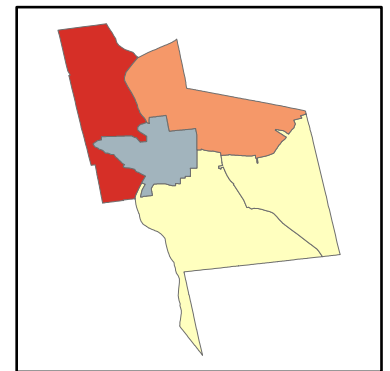


State Average: 2.0%

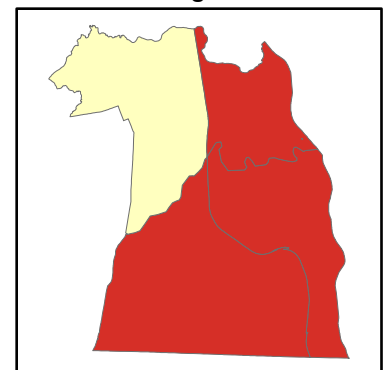
Source: CMS, 2014, 2015



Manchester Neighborhoods



Nashua Neighborhoods



% 65+ with Leukemias and Lymphomas

Acworth	1.62%	Dalton	2.03%	Haverhill	1.83%	Nelson	1.88%	South Hampton	2.04%	Manchester	
Albany	1.54%	Danbury	1.53%	Hebron	1.96%	New Boston	1.75%	Springfield	4.56%	Central Manchester	1.63%
Alexandria	1.96%	Danville	1.97%	Henniker	1.50%	New Castle	1.78%	Stark	2.17%	Manchester: West	2.93%
Allenstown	1.60%	Deerfield	2.09%	Hill	1.53%	New Durham	1.75%	Stewartstown	2.17%	Manchester: South	1.95%
Alstead	1.62%	Deering	1.88%	Hillsborough	1.88%	New Hampton	1.53%	Stoddard	1.88%	Manchester: North	2.02%
Alton	2.01%	Derry	1.64%	Hinsdale	1.54%	New Ipswich	1.72%	Strafford	1.75%	Manchester: East	1.84%
Amherst	2.14%	Dorchester	1.96%	Holderness	1.74%	New London	4.56%	Stratford	2.17%		
Andover	1.88%	Dover	2.00%	Hollis	1.63%	Newbury	2.58%	Stratham	1.93%	Nashua	
Antrim	1.88%	Dublin	1.88%	Hooksett	2.09%	Newfields	1.93%	Sugar Hill	1.71%	Nashua: Zip 03060	2.31%
Ashland	1.74%	Dummer	1.62%	Hopkinton	1.50%	Newington	1.78%	Sullivan	2.05%	Nashua: Zip 03062	2.36%
Atkinson	2.59%	Dunbarton	1.50%	Hudson	1.74%	Newmarket	1.93%	Sunapee	2.58%	Nashua: Zip 03063	1.87%
Auburn	2.09%	Durham	1.74%	Jackson	1.54%	Newport	2.01%	Surry	2.05%	Nashua: Zip 03064	2.67%
Barnstead	1.31%	East Kingston	2.04%	Jaffrey	1.72%	Newton	2.04%	Sutton	2.58%		
Barrington	1.75%	Easton	1.71%	Jefferson	2.03%	North Hampton	1.93%	Swanzy	1.54%		
Bartlett	1.54%	Eaton	1.64%	Keene	2.05%	Northfield	2.02%	Tamworth	2.12%		
Bath	1.83%	Effingham	1.64%	Kensington	1.77%	Northumberland	2.17%	Temple	1.77%		
Bedford	2.42%	Ellsworth	1.74%	Kingston	2.04%	Northwood	1.51%	Thornton	1.74%	Unincorporated Places	
Belmont	1.31%	Enfield	3.27%	Laconia	1.94%	Nottingham	1.71%	Tilton	2.02%	<i>Atkinson and Gilmanton Academy Grant</i>	
Bennington	1.88%	Epping	1.71%	Lancaster	2.03%	Orange	3.37%	Troy	1.88%	<i>Bean's Grant</i>	
Benton	1.83%	Epsom	1.60%	Landaff	1.83%	Orford	3.37%	Tuftonboro	2.12%	<i>Bean's Purchase</i>	
Berlin	1.62%	Errol	1.62%	Langdon	1.62%	Ossipee	1.64%	Unity	2.01%	<i>Cambridge</i>	
Bethlehem	1.71%	Exeter	1.77%	Lebanon	3.27%	Pelham	1.69%	Wakefield	1.64%	<i>Chandler's Purchase</i>	
Boscawen	1.54%	Farmington	1.75%	Lee	1.74%	Pembroke	1.60%	Walpole	1.62%	<i>Crawford's Purchase</i>	
Bow	1.50%	Fitzwilliam	1.72%	Lempster	2.58%	Peterborough	1.77%	Warner	1.88%	<i>Cutt's Grant</i>	
Bradford	1.88%	Francestown	1.77%	Lincoln	1.74%	Piermont	3.37%	Warren	1.96%	<i>Dix's Grant</i>	
Brentwood	1.77%	Franconia	1.71%	Lisbon	1.83%	Pittsburg	2.17%	Washington	1.88%	<i>Dixville</i>	
Bridgewater	1.96%	Franklin	2.02%	Litchfield	1.91%	Pittsfield	1.51%	Waterville Valley	1.74%	<i>Erving's Location</i>	
Bristol	1.96%	Freedom	1.64%	Littleton	1.71%	Plainfield	3.27%	Weare	1.50%	<i>Green's Grant</i>	
Brookfield	1.64%	Fremont	1.71%	Londonderry	2.16%	Plaisow	2.59%	Webster	1.54%	<i>Hadley's Purchase</i>	
Brookline	1.63%	Gilford	2.01%	Loudon	1.51%	Plymouth	1.96%	Wentworth	1.96%	<i>Kilkenny</i>	
Campton	1.74%	Gilmanton	1.31%	Lyman	1.83%	Portsmouth	1.92%	Westmoreland	1.62%	<i>Livermore</i>	
Canaan	3.37%	Gilsum	1.62%	Lyme	3.37%	Randolph	2.03%	Whitefield	2.03%	<i>Low and Burbank's Grant</i>	
Candia	2.09%	Goffstown	1.75%	Lyndeborough	2.14%	Raymond	1.71%	Wilmot	4.56%	<i>Martin's Location</i>	
Canterbury	1.51%	Gorham	1.62%	Madbury	1.74%	Richmond	1.54%	Wilton	2.14%	<i>Millsfield</i>	
Carroll	2.03%	Goshen	2.58%	Madison	1.54%	Rindge	1.72%	Winchester	1.54%	<i>Odell</i>	
Center Harbor	1.53%	Grafton	3.37%	Manchester	2.13%	Rochester	1.72%	Windham	2.16%	<i>Pinkham's Grant</i>	
Charlestown	2.01%	Grantham	3.27%	Marlborough	1.88%	Rollinsford	2.04%	Windsor	1.88%	<i>Sargent's Purchase</i>	
Chatham	1.54%	Greenfield	1.77%	Marlow	1.62%	Roxbury	2.05%	Wolfeboro	1.66%	<i>Second College Grant</i>	
Chester	1.97%	Greenland	1.78%	Mason	1.63%	Rumney	1.96%	Woodstock	1.74%	<i>Success</i>	
Chesterfield	1.62%	Greenville	1.63%	Meredith	1.53%	Rye	1.78%			<i>Thompson and Meserves Purchase</i>	
Chichester	1.51%	Groton	1.96%	Merrimack	1.91%	Salem	2.44%			<i>Wentworth's Location</i>	
Claremont	2.01%	Hale's Location	1.54%	Middleton	1.75%	Salisbury	1.88%				
Clarksville	2.17%	Hampstead	1.97%	Milan	1.62%	Sanbornton	1.53%				
Colebrook	2.17%	Hampton	2.00%	Milford	1.83%	Sandown	1.97%				
Columbia	2.17%	Hampton Falls	2.00%	Milton	1.75%	Sandwich	2.12%				
Concord	1.54%	Hancock	1.88%	Monroe	1.83%	Seabrook	2.04%				
Conway	1.54%	Hanover	3.37%	Mont Vernon	2.14%	Sharon	1.77%				
Cornish	2.01%	Harrisville	1.88%	Moultonborough	2.12%	Shelburne	1.62%				
Croydon	2.01%	Hart's Location	1.54%	Nashua	2.30%	Somersworth	2.04%				

% 65+ with Leukemias and Lymphomas (Ranked)

New London	4.56%	Sullivan	2.05%	Litchfield	1.91%	Madbury	1.74%	Walpole	1.62%	Manchester	
Springfield	4.56%	Surry	2.05%	Merrimack	1.91%	Hudson	1.74%	Westmoreland	1.62%	Manchester: West	2.93%
Wilmot	4.56%	East Kingston	2.04%	Antrim	1.88%	Ashland	1.74%	Allenstown	1.60%	Manchester: North	2.02%
Canaan	3.37%	Kingston	2.04%	Bennington	1.88%	Campton	1.74%	Epsom	1.60%	Manchester: South	1.95%
Grafton	3.37%	Newton	2.04%	Dublin	1.88%	Ellsworth	1.74%	Pembroke	1.60%	Manchester: East	1.84%
Hanover	3.37%	Seabrook	2.04%	Hancock	1.88%	Holderness	1.74%	Boscawen	1.54%	Central Manchester	1.63%
Lyme	3.37%	South Hampton	2.04%	Harrisville	1.88%	Lincoln	1.74%	Concord	1.54%		
Orange	3.37%	Rollinsford	2.04%	Marlborough	1.88%	Thornton	1.74%	Webster	1.54%	Nashua	
Orford	3.37%	Somersworth	2.04%	Nelson	1.88%	Waterville Valley	1.74%	Hinsdale	1.54%	Nashua: Zip 03064	2.67%
Piermont	3.37%	Carroll	2.03%	Stoddard	1.88%	Woodstock	1.74%	Richmond	1.54%	Nashua: Zip 03062	2.36%
Enfield	3.27%	Dalton	2.03%	Troy	1.88%	Rochester	1.72%	Swanzy	1.54%	Nashua: Zip 03060	2.31%
Grantham	3.27%	Jefferson	2.03%	Andover	1.88%	Fitzwilliam	1.72%	Winchester	1.54%	Nashua: Zip 03063	1.87%
Lebanon	3.27%	Lancaster	2.03%	Bradford	1.88%	Jaffrey	1.72%	Albany	1.54%		
Plainfield	3.27%	Randolph	2.03%	Deering	1.88%	New Ipswich	1.72%	Bartlett	1.54%		
Atkinson	2.59%	Whitefield	2.03%	Hillsborough	1.88%	Rindge	1.72%	Chatham	1.54%		
Plaistow	2.59%	Franklin	2.02%	Salisbury	1.88%	Bethlehem	1.71%	Conway	1.54%		
Goshen	2.58%	Northfield	2.02%	Warner	1.88%	Easton	1.71%	Hale's Location	1.54%	Unincorporated Places	
Lempster	2.58%	Tilton	2.02%	Washington	1.88%	Franconia	1.71%	Hart's Location	1.54%	<i>Atkinson and Gilmanton Academy Grant</i>	
Newbury	2.58%	Alton	2.01%	Windsor	1.88%	Littleton	1.71%	Jackson	1.54%	<i>Bean's Grant</i>	
Sunapee	2.58%	Gilford	2.01%	Milford	1.83%	Sugar Hill	1.71%	Madison	1.54%	<i>Bean's Purchase</i>	
Sutton	2.58%	Charlestown	2.01%	Bath	1.83%	Epping	1.71%	Center Harbor	1.53%	<i>Cambridge</i>	
Salem	2.44%	Claremont	2.01%	Benton	1.83%	Fremont	1.71%	Danbury	1.53%	<i>Chandler's Purchase</i>	
Bedford	2.42%	Cornish	2.01%	Haverhill	1.83%	Nottingham	1.71%	Dunbarton	1.53%	<i>Crawford's Purchase</i>	
Nashua	2.30%	Croydon	2.01%	Landaff	1.83%	Raymond	1.71%	Meredith	1.53%	<i>Cutt's Grant</i>	
Clarksville	2.17%	Newport	2.01%	Lisbon	1.83%	Pelham	1.69%	New Hampton	1.53%	<i>Dix's Grant</i>	
Colebrook	2.17%	Unity	2.01%	Lyman	1.83%	Wolfeboro	1.66%	Sanbornton	1.53%	<i>Dixville</i>	
Columbia	2.17%	Hampton	2.00%	Monroe	1.83%	Brookfield	1.64%	Canterbury	1.51%	<i>Erving's Location</i>	
Northumberland	2.17%	Hampton Falls	2.00%	Greenland	1.78%	Eaton	1.64%	Chichester	1.51%	<i>Green's Grant</i>	
Pittsburg	2.17%	Dover	2.00%	New Castle	1.78%	Effingham	1.64%	Loudon	1.51%	<i>Hadley's Purchase</i>	
Stark	2.17%	Chester	1.97%	Newington	1.78%	Freedom	1.64%	Northwood	1.51%	<i>Kilkenny</i>	
Stewartstown	2.17%	Danville	1.97%	Rye	1.78%	Ossipee	1.64%	Pittsfield	1.51%	<i>Livermore</i>	
Stratford	2.17%	Hampstead	1.97%	Francestown	1.77%	Wakefield	1.64%	Bow	1.50%	<i>Low and Burbank's Grant</i>	
Londonderry	2.16%	Sandown	1.97%	Greenfield	1.77%	Derry	1.64%	Dunbarton	1.50%	<i>Martin's Location</i>	
Windham	2.16%	Alexandria	1.96%	Peterborough	1.77%	Brookline	1.63%	Henniker	1.50%	<i>Millsfield</i>	
Amherst	2.14%	Bridgewater	1.96%	Sharon	1.77%	Greenville	1.63%	Hopkinton	1.50%	<i>Odell</i>	
Lyndeborough	2.14%	Bristol	1.96%	Temple	1.77%	Hollis	1.63%	Weare	1.50%	<i>Pinkham's Grant</i>	
Mont Vernon	2.14%	Dorchester	1.96%	Brentwood	1.77%	Mason	1.63%	Barnstead	1.31%	<i>Sargent's Purchase</i>	
Wilton	2.14%	Groton	1.96%	Exeter	1.77%	Berlin	1.62%	Belmont	1.31%	<i>Second College Grant</i>	
Manchester	2.13%	Hebron	1.96%	Kensington	1.77%	Dummer	1.62%	Gilmanton	1.31%	<i>Success</i>	
Moultonborough	2.12%	Plymouth	1.96%	Barrington	1.75%	Errol	1.62%			<i>Thompson and Meserves Purchase</i>	
Sandwich	2.12%	Rumney	1.96%	Farmington	1.75%	Gorham	1.62%			<i>Wentworth's Location</i>	
Tamworth	2.12%	Warren	1.96%	Middleton	1.75%	Milan	1.62%				
Tuftonboro	2.12%	Wentworth	1.96%	Milton	1.75%	Shelburne	1.62%				
Auburn	2.09%	Laconia	1.94%	New Durham	1.75%	Acworth	1.62%				
Candia	2.09%	Newfields	1.93%	Strafford	1.75%	Alstead	1.62%				
Deerfield	2.09%	Newmarket	1.93%	Goffstown	1.75%	Chesterfield	1.62%				
Hooksett	2.09%	North Hampton	1.93%	New Boston	1.75%	Gilsum	1.62%				
Keene	2.05%	Stratham	1.93%	Durham	1.74%	Langdon	1.62%				
Roxbury	2.05%	Portsmouth	1.92%	Lee	1.74%	Marlow	1.62%				