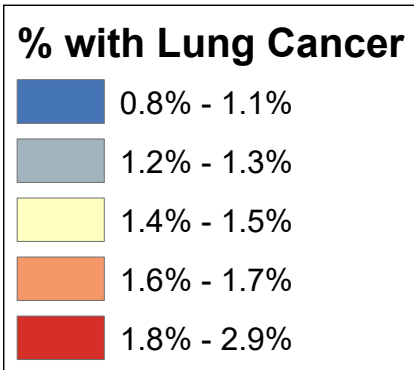
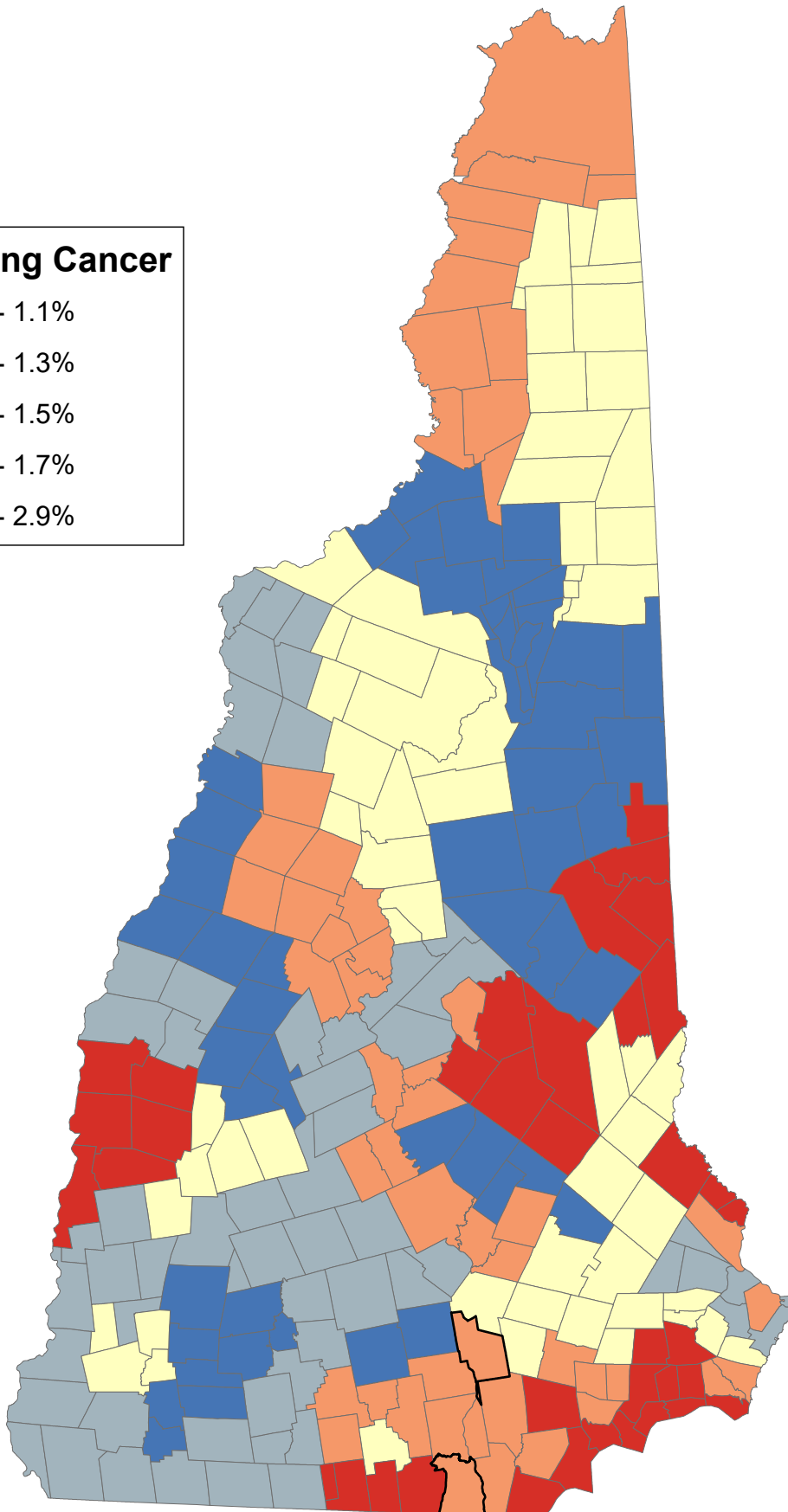


# Percentage of Medicare Beneficiaries Age 65+ Years Ever Diagnosed with Lung Cancer

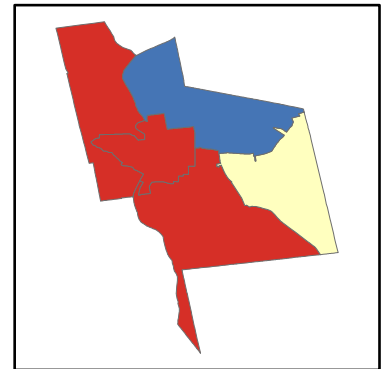


**State Average: 1.6%**

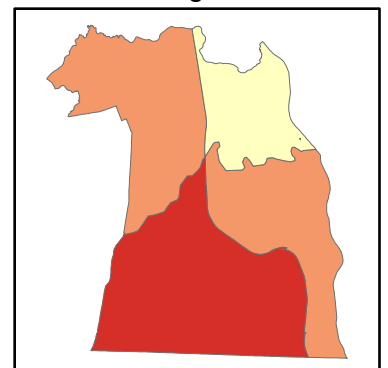
Source: CMS, 2015



**Manchester Neighborhoods**



**Nashua Neighborhoods**



## % 65+ with Lung Cancer

Acworth	1.26%	Dalton	0.85%	Haverhill	1.31%	Nelson	1.06%	South Hampton	2.64%	<b>Manchester</b>	
Albany	1.09%	Danbury	1.19%	Hebron	1.74%	New Boston	0.97%	Springfield	0.85%	Central Manchester	1.91%
Alexandria	1.74%	Danville	1.67%	Henniker	1.27%	New Castle	1.28%	Stark	1.57%	Manchester: West	1.97%
Allenstown	1.73%	Deerfield	1.43%	Hill	1.19%	New Durham	1.47%	Stewartstown	1.57%	Manchester: South	2.07%
Alstead	1.26%	Deering	1.11%	Hillsborough	1.11%	New Hampton	1.19%	Stoddard	1.06%	Manchester: North	1.04%
Alton	1.79%	Derry	1.93%	Hinsdale	1.16%	New Ipswich	1.25%	Strafford	1.47%	Manchester: East	1.47%
Amherst	1.68%	Dorchester	1.74%	Holderness	1.36%	New London	0.85%	Stratford	1.57%		
Andover	1.11%	Dover	1.71%	Hollis	2.03%	Newbury	1.37%	Stratham	1.38%	<b>Nashua</b>	
Antrim	1.06%	Dublin	1.06%	Hooksett	1.43%	Newfields	1.38%	Sugar Hill	1.41%	Nashua: Zip 03060	1.72%
Ashland	1.36%	Dummer	1.53%	Hopkinton	1.27%	Newington	1.28%	Sullivan	1.46%	Nashua: Zip 03062	1.90%
Atkinson	1.78%	Dunbarton	1.27%	Hudson	1.62%	Newmarket	1.38%	Sunapee	1.37%	Nashua: Zip 03063	1.62%
Auburn	1.43%	Durham	1.17%	Jackson	1.09%	Newport	1.92%	Surry	1.46%	Nashua: Zip 03064	1.48%
Barnstead	2.05%	East Kingston	2.64%	Jaffrey	1.25%	Newton	2.64%	Sutton	1.37%		
Barrington	1.47%	Easton	1.41%	Jefferson	0.85%	North Hampton	1.38%	Swanzy	1.16%		
Bartlett	1.09%	Eaton	1.82%	Keene	1.46%	Northfield	1.73%	Tamworth	1.05%		
Bath	1.31%	Effingham	1.82%	Kensington	1.90%	Northumberland	1.57%	Temple	1.29%		
Bedford	1.66%	Ellsworth	1.36%	Kingston	2.64%	Northwood	1.09%	Thornton	1.36%	<b>Unincorporated Places</b>	
Belmont	2.05%	Enfield	1.31%	Laconia	1.68%	Nottingham	1.34%	Tilton	1.73%	<i>Atkinson and Gilmanton Academy Grant</i>	
Bennington	1.06%	Epping	1.34%	Lancaster	0.85%	Orange	1.09%	Troy	1.06%	<i>Bean's Grant</i>	
Benton	1.31%	Epsom	1.73%	Landaff	1.31%	Orford	1.09%	Tuftonboro	1.05%	<i>Bean's Purchase</i>	
Berlin	1.53%	Errol	1.53%	Langdon	1.26%	Ossipee	1.82%	Unity	1.92%	<i>Cambridge</i>	
Bethlehem	1.41%	Exeter	1.90%	Lebanon	1.31%	Pelham	2.57%	Wakefield	1.82%	<i>Chandler's Purchase</i>	
Boscawen	1.55%	Farmington	1.47%	Lee	1.17%	Pembroke	1.73%	Walpole	1.26%	<i>Crawford's Purchase</i>	
Bow	1.27%	Fitzwilliam	1.25%	Lempster	1.37%	Peterborough	1.29%	Warner	1.11%	<i>Cutt's Grant</i>	
Bradford	1.11%	Francestown	1.29%	Lincoln	1.36%	Piermont	1.09%	Warren	1.74%	<i>Dix's Grant</i>	
Brentwood	1.90%	Franconia	1.41%	Lisbon	1.31%	Pittsburg	1.57%	Washington	1.11%	<i>Dixville</i>	
Bridgewater	1.74%	Franklin	1.73%	Litchfield	1.74%	Pittsfield	1.09%	Waterville Valley	1.36%	<i>Erving's Location</i>	
Bristol	1.74%	Freedom	1.82%	Littleton	1.41%	Plainfield	1.31%	Weare	1.27%	<i>Green's Grant</i>	
Brookfield	1.82%	Fremont	1.34%	Londonderry	1.53%	Plaisow	1.78%	Webster	1.55%	<i>Hadley's Purchase</i>	
Brookline	2.03%	Gilford	1.79%	Loudon	1.09%	Plymouth	1.74%	Wentworth	1.74%	<i>Kilkenny</i>	
Campton	1.36%	Gilmanton	2.05%	Lyman	1.31%	Portsmouth	1.69%	Westmoreland	1.26%	<i>Livermore</i>	
Canaan	1.09%	Gilsum	1.26%	Lyme	1.09%	Randolph	0.85%	Whitefield	0.85%	<i>Low and Burbank's Grant</i>	
Candia	1.43%	Goffstown	0.97%	Lyndeborough	1.68%	Raymond	1.34%	Wilmot	0.85%	<i>Martin's Location</i>	
Canterbury	1.09%	Gorham	1.53%	Madbury	1.17%	Richmond	1.16%	Wilton	1.68%	<i>Millsfield</i>	
Carroll	0.85%	Goshen	1.37%	Madison	1.09%	Rindge	1.25%	Winchester	1.16%	<i>Odell</i>	
Center Harbor	1.19%	Grafton	1.09%	Manchester	1.74%	Rochester	2.24%	Windham	1.53%	<i>Pinkham's Grant</i>	
Charlestown	1.92%	Grantham	1.31%	Marlborough	1.06%	Rollinsford	2.11%	Windsor	1.11%	<i>Sargent's Purchase</i>	
Chatham	1.09%	Greenfield	1.29%	Marlow	1.26%	Roxbury	1.46%	Wolfeboro	1.08%	<i>Second College Grant</i>	
Chester	1.67%	Greenland	1.28%	Mason	2.03%	Rumney	1.74%	Woodstock	1.36%	<i>Success</i>	
Chesterfield	1.26%	Greenville	2.03%	Meredith	1.19%	Rye	1.28%			<i>Thompson and Meserves Purchase</i>	
Chichester	1.09%	Groton	1.74%	Merrimack	1.74%	Salem	2.92%			<i>Wentworth's Location</i>	
Claremont	1.92%	Hale's Location	1.09%	Middleton	1.47%	Salisbury	1.11%				
Clarksville	1.57%	Hampstead	1.67%	Milan	1.53%	Sanbornton	1.19%				
Colebrook	1.57%	Hampton	1.62%	Milford	1.39%	Sandown	1.67%				
Columbia	1.57%	Hampton Falls	1.62%	Milton	1.47%	Sandwich	1.05%				
Concord	1.55%	Hancock	1.06%	Monroe	1.31%	Seabrook	2.64%				
Conway	1.09%	Hanover	1.09%	Mont Vernon	1.68%	Sharon	1.29%				
Cornish	1.92%	Harrisville	1.06%	Moultonborough	1.05%	Shelburne	1.53%				
Croydon	1.92%	Hart's Location	1.09%	Nashua	1.73%	Somersworth	2.11%				

## % 65+ with Lung Cancer (Ranked)

Salem	2.92%	Merrimack	1.74%	Roxbury	1.46%	Temple	1.29%	Piermont	1.09%	<b>Manchester</b>	
East Kingston	2.64%	Franklin	1.73%	Sullivan	1.46%	Greenland	1.28%	Canterbury	1.09%	Manchester: South	2.07%
Kingston	2.64%	Northfield	1.73%	Surry	1.46%	New Castle	1.28%	Chichester	1.09%	Manchester: West	1.97%
Newton	2.64%	Tilton	1.73%	Auburn	1.43%	Newington	1.28%	Loudon	1.09%	Central Manchester	1.91%
Seabrook	2.64%	Allenstown	1.73%	Candia	1.43%	Rye	1.28%	Northwood	1.09%	Manchester: East	1.47%
South Hampton	2.64%	Epsom	1.73%	Deerfield	1.43%	Bow	1.27%	Pittsfield	1.09%	Manchester: North	1.04%
Pelham	2.57%	Pembroke	1.73%	Hooksett	1.43%	Dunbarton	1.27%	Albany	1.09%		
Rochester	2.24%	Nashua	1.73%	Bethlehem	1.41%	Henniker	1.27%	Bartlett	1.09%	<b>Nashua</b>	
Rollinsford	2.11%	Dover	1.71%	Easton	1.41%	Hopkinton	1.27%	Chatham	1.09%	Nashua: Zip 03062	1.90%
Somersworth	2.11%	Portsmouth	1.69%	Franconia	1.41%	Weare	1.27%	Conway	1.09%	Nashua: Zip 03060	1.72%
Barnstead	2.05%	Laconia	1.68%	Littleton	1.41%	Acworth	1.26%	Hale's Location	1.09%	Nashua: Zip 03063	1.62%
Belmont	2.05%	Amherst	1.68%	Sugar Hill	1.41%	Alstead	1.26%	Hart's Location	1.09%	Nashua: Zip 03064	1.48%
Gilmanton	2.05%	Lyndeborough	1.68%	Milford	1.39%	Chesterfield	1.26%	Jackson	1.09%		
Brookline	2.03%	Mont Vernon	1.68%	Newfields	1.38%	Gilsum	1.26%	Madison	1.09%		
Greenville	2.03%	Wilton	1.68%	Newmarket	1.38%	Langdon	1.26%	Wolfeboro	1.08%		
Hollis	2.03%	Chester	1.67%	North Hampton	1.38%	Marlow	1.26%	Antrim	1.06%		
Mason	2.03%	Danville	1.67%	Stratham	1.38%	Walpole	1.26%	Bennington	1.06%	<b>Unincorporated Places</b>	
Derry	1.93%	Hampstead	1.67%	Goshen	1.37%	Westmoreland	1.26%	Dublin	1.06%	<i>Atkinson and Gilmanton Academy Grant</i>	
Charlestown	1.92%	Sandown	1.67%	Lempster	1.37%	Fitzwilliam	1.25%	Hancock	1.06%	<i>Bean's Grant</i>	
Claremont	1.92%	Bedford	1.66%	Newbury	1.37%	Jaffrey	1.25%	Harrisville	1.06%	<i>Bean's Purchase</i>	
Cornish	1.92%	Hudson	1.62%	Sunapee	1.37%	New Ipswich	1.25%	Marlborough	1.06%	<i>Cambridge</i>	
Croydon	1.92%	Hampton	1.62%	Sutton	1.37%	Rindge	1.25%	Nelson	1.06%	<i>Chandler's Purchase</i>	
Newport	1.92%	Hampton Falls	1.62%	Ashland	1.36%	Center Harbor	1.19%	Wilmot	1.06%	<i>Crawford's Purchase</i>	
Unity	1.92%	Clarksville	1.57%	Campton	1.36%	Danbury	1.19%	Troy	1.06%	<i>Cutt's Grant</i>	
Brentwood	1.90%	Colebrook	1.57%	Ellsworth	1.36%	Hill	1.19%	Moultonborough	1.05%	<i>Dix's Grant</i>	
Exeter	1.90%	Columbia	1.57%	Holderness	1.36%	Meredith	1.19%	Sandwich	1.05%	<i>Dixville</i>	
Kensington	1.90%	Northumberland	1.57%	Lincoln	1.36%	New Hampton	1.19%	Tamworth	1.05%	<i>Erving's Location</i>	
Brookfield	1.82%	Pittsburg	1.57%	Thornton	1.36%	Sanbornton	1.19%	Tuftonboro	1.05%	<i>Green's Grant</i>	
Eaton	1.82%	Stark	1.57%	Waterville Valley	1.36%	Durham	1.17%	Goffstown	0.97%	<i>Hadley's Purchase</i>	
Effingham	1.82%	Stewartstown	1.57%	Woodstock	1.36%	Lee	1.17%	New Boston	0.97%	<i>Kilkenny</i>	
Freedom	1.82%	Stratford	1.57%	Epping	1.34%	Madbury	1.17%	New London	0.85%	<i>Livermore</i>	
Ossipee	1.82%	Boscawen	1.55%	Fremont	1.34%	Hinsdale	1.16%	Springfield	0.85%	<i>Low and Burbank's Grant</i>	
Wakefield	1.82%	Concord	1.55%	Nottingham	1.34%	Richmond	1.16%	Wilmot	0.85%	<i>Martin's Location</i>	
Alton	1.79%	Webster	1.55%	Raymond	1.34%	Swanzy	1.16%	Carroll	0.85%	<i>Millsfield</i>	
Gilford	1.79%	Londonderry	1.53%	Bath	1.31%	Winchester	1.16%	Dalton	0.85%	<i>Odell</i>	
Atkinson	1.78%	Windham	1.53%	Benton	1.31%	Andover	1.11%	Jefferson	0.85%	<i>Pinkham's Grant</i>	
Plaistow	1.78%	Berlin	1.53%	Haverhill	1.31%	Bradford	1.11%	Lancaster	0.85%	<i>Sargent's Purchase</i>	
Alexandria	1.74%	Dummer	1.53%	Landaff	1.31%	Deering	1.11%	Randolph	0.85%	<i>Second College Grant</i>	
Bridgewater	1.74%	Errol	1.53%	Lisbon	1.31%	Hillsborough	1.11%	Whitefield	0.85%	<i>Success</i>	
Bristol	1.74%	Gorham	1.53%	Lyman	1.31%	Salisbury	1.11%			<i>Thompson and Meserves Purchase</i>	
Dorchester	1.74%	Milan	1.53%	Monroe	1.31%	Warner	1.11%			<i>Wentworth's Location</i>	
Groton	1.74%	Shelburne	1.53%	Enfield	1.31%	Washington	1.11%				
Hebron	1.74%	Barrington	1.47%	Grantham	1.31%	Windsor	1.11%				
Plymouth	1.74%	Farmington	1.47%	Lebanon	1.31%	Canaan	1.09%				
Rumney	1.74%	Middleton	1.47%	Plainfield	1.31%	Grafton	1.09%				
Warren	1.74%	Milton	1.47%	Francetown	1.29%	Hanover	1.09%				
Wentworth	1.74%	New Durham	1.47%	Greenfield	1.29%	Lyme	1.09%				
Manchester	1.74%	Strafford	1.47%	Peterborough	1.29%	Orange	1.09%				
Litchfield	1.74%	Keene	1.46%	Sharon	1.29%	Orford	1.09%				