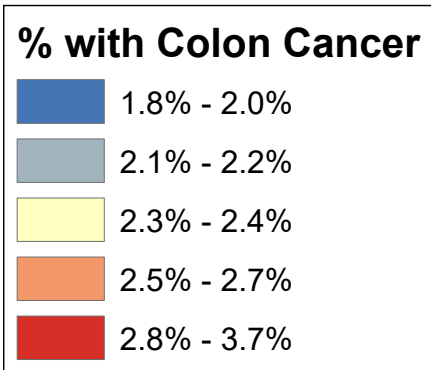
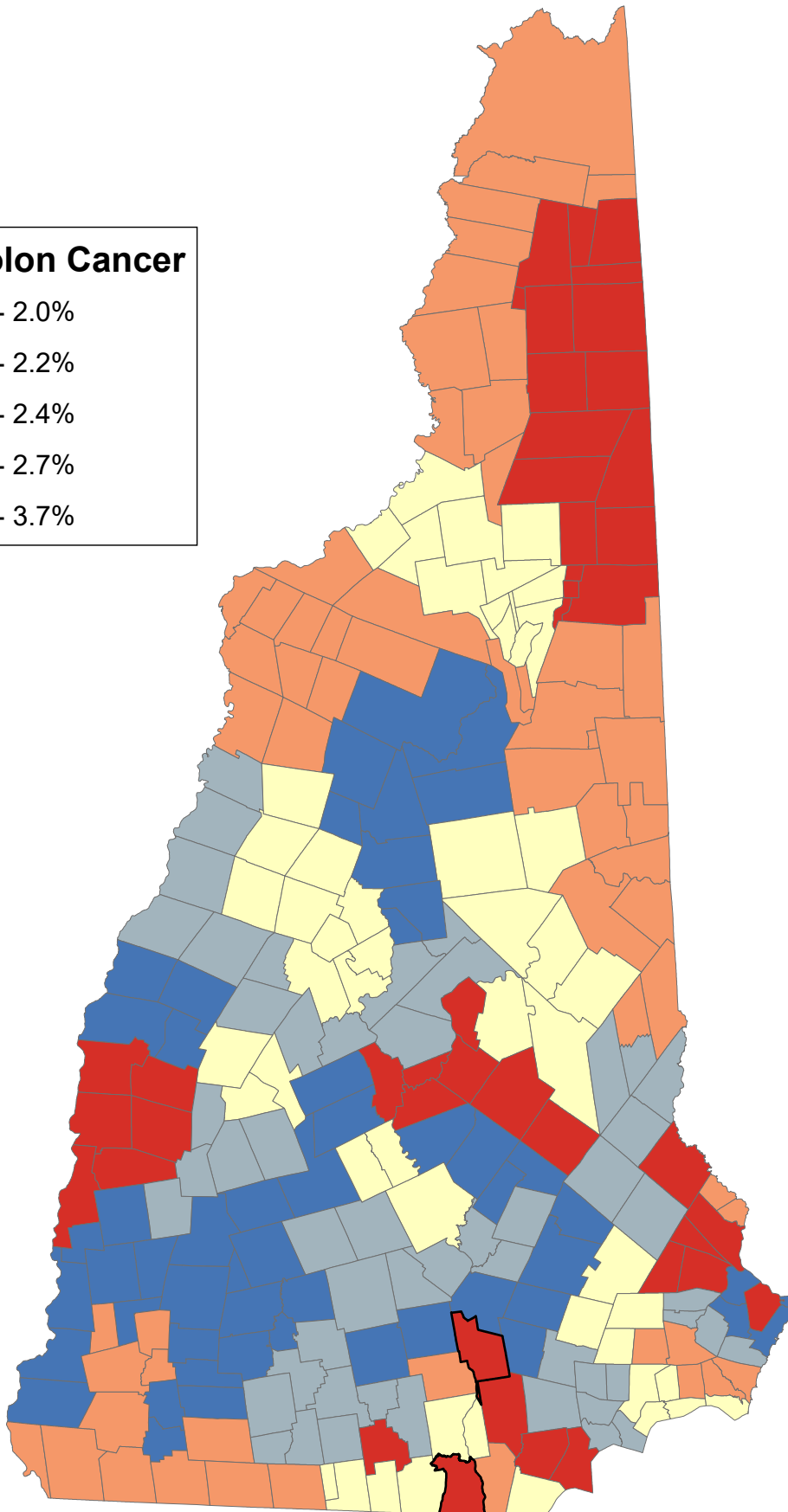


# Percentage of Medicare Beneficiaries Age 65+ Years Ever Diagnosed with Colon Cancer

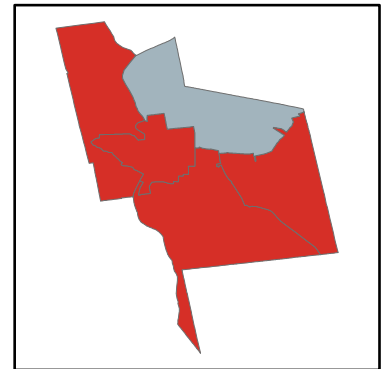


**State Average: 2.4%**

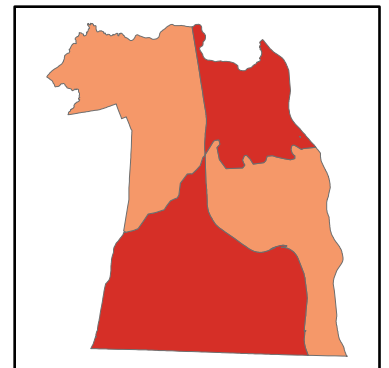
Source: CMS, 2015



**Manchester Neighborhoods**



**Nashua Neighborhoods**



## % 65+ with Colon Cancer

Acworth	1.79%	Dalton	2.27%	Haverhill	2.52%	Nelson	1.81%	South Hampton	2.36%	<b>Manchester</b>	
Albany	2.67%	Danbury	2.01%	Hebron	2.36%	New Boston	1.96%	Springfield	2.28%	Central Manchester	3.41%
Alexandria	2.36%	Danville	2.10%	Henniker	1.99%	New Castle	1.87%	Stark	2.65%	Manchester: West	3.05%
Allenstown	2.18%	Deerfield	1.75%	Hill	2.01%	New Durham	2.22%	Stewartstown	2.65%	Manchester: South	2.89%
Alstead	1.79%	Deering	1.98%	Hillsborough	1.98%	New Hampton	2.01%	Stoddard	1.81%	Manchester: North	2.09%
Alton	2.24%	Derry	1.98%	Hinsdale	2.49%	New Ipswich	2.65%	Strafford	2.22%	Manchester: East	2.73%
Amherst	1.99%	Dorchester	2.36%	Holderness	1.96%	New London	2.28%	Stratford	2.65%		
Andover	1.98%	Dover	2.76%	Hollis	2.39%	Newbury	2.02%	Stratham	2.20%	<b>Nashua</b>	
Antrim	1.81%	Dublin	1.81%	Hooksett	1.75%	Newfields	2.20%	Sugar Hill	2.58%	Nashua: Zip 03060	2.58%
Ashland	1.96%	Dummer	3.05%	Hopkinton	1.99%	Newington	1.87%	Sullivan	2.48%	Nashua: Zip 03062	3.10%
Atkinson	2.00%	Dunbarton	1.99%	Hudson	2.51%	Newmarket	2.20%	Sunapee	2.02%	Nashua: Zip 03063	2.53%
Auburn	1.75%	Durham	2.87%	Jackson	2.67%	Newport	3.02%	Surry	2.48%	Nashua: Zip 03064	2.76%
Barnstead	2.84%	East Kingston	2.36%	Jaffrey	2.65%	Newton	2.36%	Sutton	2.02%		
Barrington	2.22%	Easton	2.58%	Jefferson	2.27%	North Hampton	2.20%	Swanzey	2.49%		
Bartlett	2.67%	Eaton	2.47%	Keene	2.48%	Northfield	2.72%	Tamworth	2.30%		
Bath	2.52%	Effingham	2.47%	Kensington	2.49%	Northumberland	2.65%	Temple	2.00%		
Bedford	2.62%	Ellsworth	1.96%	Kingston	2.36%	Northwood	1.95%	Thornton	1.96%	<b>Unincorporated Places</b>	
Belmont	2.84%	Enfield	1.93%	Laconia	2.75%	Nottingham	2.25%	Tilton	2.72%	<i>Atkinson and Gilmanton Academy Grant</i>	
Bennington	1.81%	Epping	2.25%	Lancaster	2.27%	Orange	2.00%	Troy	1.81%	<i>Bean's Grant</i>	
Benton	2.52%	Epsom	2.18%	Landaff	2.52%	Orford	2.00%	Tuftonboro	2.30%	<i>Bean's Purchase</i>	
Berlin	3.05%	Errol	3.05%	Langdon	1.79%	Ossipee	2.47%	Unity	3.02%	<i>Cambridge</i>	
Bethlehem	2.58%	Exeter	2.49%	Lebanon	1.93%	Pelham	2.30%	Wakefield	2.47%	<i>Chandler's Purchase</i>	
Boscawen	2.26%	Farmington	2.22%	Lee	2.87%	Pembroke	2.18%	Walpole	1.79%	<i>Crawford's Purchase</i>	
Bow	1.99%	Fitzwilliam	2.65%	Lempster	2.02%	Peterborough	2.00%	Warner	1.98%	<i>Cutt's Grant</i>	
Bradford	1.98%	Francestown	2.00%	Lincoln	1.96%	Piermont	2.00%	Warren	2.36%	<i>Dix's Grant</i>	
Brentwood	2.49%	Franconia	2.58%	Lisbon	2.52%	Pittsburg	2.65%	Washington	1.98%	<i>Dixville</i>	
Bridgewater	2.36%	Franklin	2.72%	Litchfield	2.27%	Pittsfield	1.95%	Waterville Valley	1.96%	<i>Erving's Location</i>	
Bristol	2.36%	Freedom	2.47%	Littleton	2.58%	Plainfield	1.93%	Weare	1.99%	<i>Green's Grant</i>	
Brookfield	2.47%	Fremont	2.25%	Londonderry	2.69%	Plaisow	2.00%	Webster	2.26%	<i>Hadley's Purchase</i>	
Brookline	2.39%	Gilford	2.24%	Loudon	1.95%	Plymouth	2.36%	Wentworth	2.36%	<i>Kilkenny</i>	
Campton	1.96%	Gilmanton	2.84%	Lyman	2.52%	Portsmouth	2.83%	Westmoreland	1.79%	<i>Livermore</i>	
Canaan	2.00%	Gilsum	1.79%	Lyme	2.00%	Randolph	2.27%	Whitefield	2.27%	<i>Low and Burbank's Grant</i>	
Candia	1.75%	Goffstown	1.96%	Lyndeborough	1.99%	Raymond	2.25%	Wilmot	2.28%	<i>Martin's Location</i>	
Canterbury	1.95%	Gorham	3.05%	Madbury	2.87%	Richmond	2.49%	Wilton	1.99%	<i>Millsfield</i>	
Carroll	2.27%	Goshen	2.02%	Madison	2.67%	Rindge	2.65%	Winchester	2.49%	<i>Odell</i>	
Center Harbor	2.01%	Grafton	2.00%	Manchester	2.84%	Rochester	2.77%	Windham	2.69%	<i>Pinkham's Grant</i>	
Charlestown	3.02%	Grantham	1.93%	Marlborough	1.81%	Rollinsford	2.66%	Windsor	1.98%	<i>Sargent's Purchase</i>	
Chatham	2.67%	Greenfield	2.00%	Marlow	1.79%	Roxbury	2.48%	Wolfeboro	2.35%	<i>Second College Grant</i>	
Chester	2.10%	Greenland	1.87%	Mason	2.39%	Rumney	2.36%	Woodstock	1.96%	<i>Success</i>	
Chesterfield	1.79%	Greenville	2.39%	Meredith	2.01%	Rye	1.87%			<i>Thompson and Meserves Purchase</i>	
Chichester	1.95%	Groton	2.36%	Merrimack	2.27%	Salem	3.26%			<i>Wentworth's Location</i>	
Claremont	3.02%	Hale's Location	2.67%	Middleton	2.22%	Salisbury	1.98%				
Clarksville	2.65%	Hampstead	2.10%	Milan	3.05%	Sanbornton	2.01%				
Colebrook	2.65%	Hampton	2.42%	Milford	3.74%	Sandown	2.10%				
Columbia	2.65%	Hampton Falls	2.42%	Milton	2.22%	Sandwich	2.30%				
Concord	2.26%	Hancock	1.81%	Monroe	2.52%	Seabrook	2.36%				
Conway	2.67%	Hanover	2.00%	Mont Vernon	1.99%	Sharon	2.00%				
Cornish	3.02%	Harrisville	1.81%	Moultonborough	2.30%	Shelburne	3.05%				
Croydon	3.02%	Hart's Location	2.67%	Nashua	2.78%	Somersworth	2.66%				

## % 65+ with Colon Cancer (Ranked)

Milford	3.74%	Fitzwilliam	2.65%	Dorchester	2.36%	Sandown	2.10%	Thornton	1.96%	<b>Manchester</b>	
Salem	3.26%	Jaffrey	2.65%	Groton	2.36%	Goshen	2.02%	Waterville Valley	1.96%	Central Manchester	3.41%
Berlin	3.05%	New Ipswich	2.65%	Hebron	2.36%	Lempster	2.02%	Woodstock	1.96%	Manchester: West	3.05%
Dummer	3.05%	Rindge	2.65%	Plymouth	2.36%	Newbury	2.02%	Goffstown	1.96%	Manchester: South	2.89%
Errol	3.05%	Bedford	2.62%	Rumney	2.36%	Sunapee	2.02%	New Boston	1.96%	Manchester: East	2.73%
Gorham	3.05%	Bethlehem	2.58%	Warren	2.36%	Sutton	2.02%	Canterbury	1.95%	Manchester: North	2.09%
Milan	3.05%	Easton	2.58%	Wentworth	2.36%	Center Harbor	2.01%	Chichester	1.95%		
Shelburne	3.05%	Franconia	2.58%	Wolfboro	2.35%	Danbury	2.01%	Loudon	1.95%	<b>Nashua</b>	
Charlestown	3.02%	Littleton	2.58%	Pelham	2.30%	Hill	2.01%	Northwood	1.95%	Nashua: Zip 03062	3.10%
Claremont	3.02%	Sugar Hill	2.58%	Moultonborough	2.30%	Meredith	2.01%	Pittsfield	1.95%	Nashua: Zip 03064	2.76%
Cornish	3.02%	Bath	2.52%	Sandwich	2.30%	New Hampton	2.01%	Enfield	1.93%	Nashua: Zip 03060	2.58%
Croydon	3.02%	Benton	2.52%	Tamworth	2.30%	Sanbornton	2.01%	Grantham	1.93%	Nashua: Zip 03063	2.53%
Newport	3.02%	Haverhill	2.52%	Tuftonboro	2.30%	Fracestown	2.00%	Lebanon	1.93%		
Unity	3.02%	Landaff	2.52%	New London	2.28%	Greenfield	2.00%	Plainfield	1.93%		
Durham	2.87%	Lisbon	2.52%	Springfield	2.28%	Peterborough	2.00%	Greenland	1.87%		
Lee	2.87%	Lyman	2.52%	Wilmot	2.28%	Sharon	2.00%	New Castle	1.87%		
Madbury	2.87%	Monroe	2.52%	Litchfield	2.27%	Temple	2.00%	Newington	1.87%	<b>Unincorporated Places</b>	
Manchester	2.84%	Hudson	2.51%	Merrimack	2.27%	Atkinson	2.00%	Rye	1.87%	<i>Atkinson and Gilmanton Academy Grant</i>	
Barnstead	2.84%	Hinsdale	2.49%	Carroll	2.27%	Plaistow	2.00%	Antrim	1.81%	<i>Bean's Grant</i>	
Belmont	2.84%	Richmond	2.49%	Dalton	2.27%	Canaan	2.00%	Bennington	1.81%	<i>Bean's Purchase</i>	
Gilmanton	2.84%	Swanzey	2.49%	Jefferson	2.27%	Grafton	2.00%	Dublin	1.81%	<i>Cambridge</i>	
Portsmouth	2.83%	Winchester	2.49%	Lancaster	2.27%	Hanover	2.00%	Hancock	1.81%	<i>Chandler's Purchase</i>	
Nashua	2.78%	Brentwood	2.49%	Randolph	2.27%	Lyme	2.00%	Marlow	1.81%	<i>Crawford's Purchase</i>	
Rochester	2.77%	Exeter	2.49%	Whitefield	2.27%	Orange	2.00%	Marlborough	1.81%	<i>Cutt's Grant</i>	
Dover	2.76%	Kensington	2.49%	Boscawen	2.26%	Orford	2.00%	Nelson	1.81%	<i>Dix's Grant</i>	
Laconia	2.75%	Keene	2.48%	Concord	2.26%	Piermont	2.00%	Stoddard	1.81%	<i>Dixville</i>	
Franklin	2.72%	Roxbury	2.48%	Webster	2.26%	Bow	1.99%	Troy	1.81%	<i>Erving's Location</i>	
Northfield	2.72%	Sullivan	2.48%	Epping	2.25%	Dunbarton	1.99%	Acworth	1.79%	<i>Green's Grant</i>	
Tilton	2.72%	Surry	2.48%	Fremont	2.25%	Heniker	1.99%	Alstead	1.79%	<i>Hadley's Purchase</i>	
Londonderry	2.69%	Brookfield	2.47%	Nottingham	2.25%	Hopkinton	1.99%	Chesterfield	1.79%	<i>Kilkenny</i>	
Windham	2.69%	Eaton	2.47%	Raymond	2.25%	Weare	1.99%	Gilsum	1.79%	<i>Livermore</i>	
Albany	2.67%	Effingham	2.47%	Alton	2.24%	Amherst	1.99%	Langdon	1.79%	<i>Low and Burbank's Grant</i>	
Bartlett	2.67%	Freedom	2.47%	Gilford	2.24%	Lyndeborough	1.99%	Marlow	1.79%	<i>Martin's Location</i>	
Chatham	2.67%	Ossipee	2.47%	Barrington	2.22%	Mont Vernon	1.99%	Walpole	1.79%	<i>Millsfield</i>	
Conway	2.67%	Wakefield	2.47%	Farmington	2.22%	Wilton	1.99%	Westmoreland	1.79%	<i>Odell</i>	
Hale's Location	2.67%	Hampton	2.42%	Middleton	2.22%	Derry	1.98%	Auburn	1.75%	<i>Pinkham's Grant</i>	
Hart's Location	2.67%	Hampton Falls	2.42%	Milton	2.22%	Andover	1.98%	Candia	1.75%	<i>Sargent's Purchase</i>	
Jackson	2.67%	Brookline	2.39%	New Durham	2.22%	Bradford	1.98%	Deerfield	1.75%	<i>Second College Grant</i>	
Madison	2.67%	Greenville	2.39%	Strafford	2.22%	Deering	1.98%	Hooksett	1.75%	<i>Success</i>	
Rollinsford	2.66%	Hollis	2.39%	Newfields	2.20%	Hillsborough	1.98%			<i>Thompson and Meserves Purchase</i>	
Somersworth	2.66%	Mason	2.39%	Newmarket	2.20%	Salisbury	1.98%			<i>Wentworth's Location</i>	
Clarksville	2.65%	East Kingston	2.36%	North Hampton	2.20%	Warner	1.98%				
Colebrook	2.65%	Kingston	2.36%	Stratham	2.20%	Washington	1.98%				
Columbia	2.65%	Newton	2.36%	Allenstown	2.18%	Windsor	1.98%				
Northumberland	2.65%	Seabrook	2.36%	Epsom	2.18%	Ashland	1.96%				
Pittsburg	2.65%	South Hampton	2.36%	Pembroke	2.18%	Campton	1.96%				
Stark	2.65%	Alexandria	2.36%	Chester	2.10%	Ellsworth	1.96%				
Stewartstown	2.65%	Bridgewater	2.36%	Danville	2.10%	Holderness	1.96%				
Stratford	2.65%	Bristol	2.36%	Hampstead	2.10%	Lincoln	1.96%				