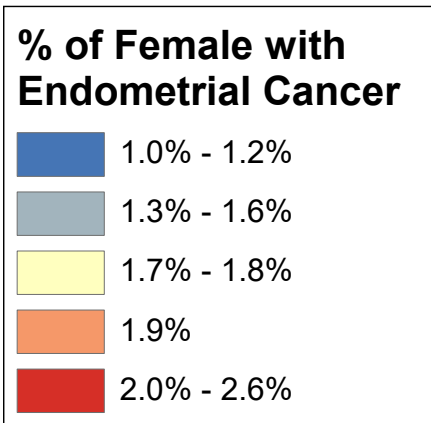
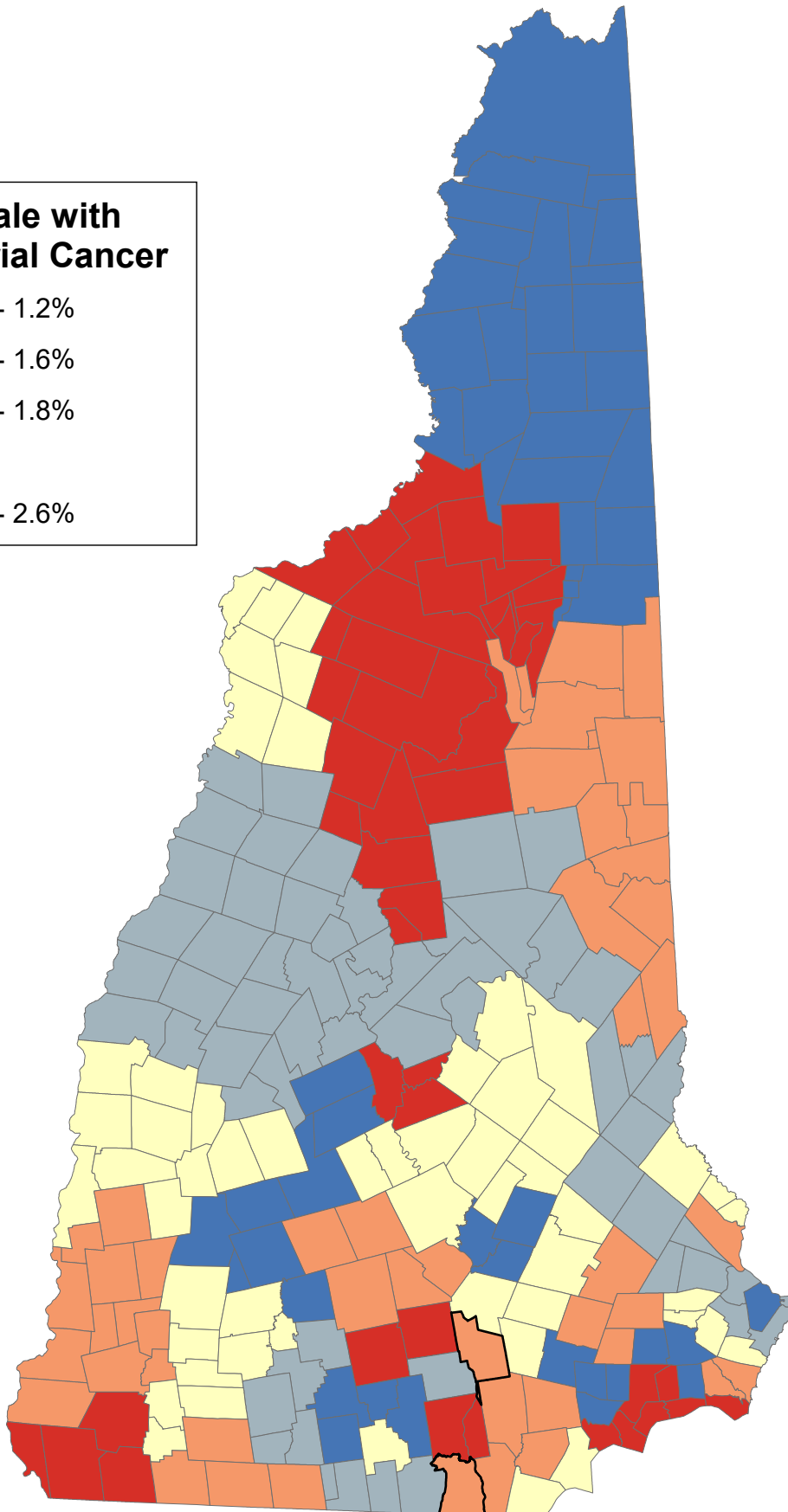


Percentage of Female Medicare Beneficiaries Age 65+ Years Ever Diagnosed with Endometrial Cancer

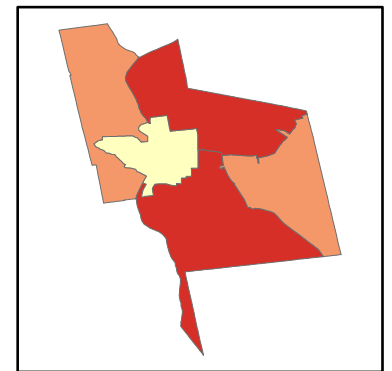


State Average: 1.7%

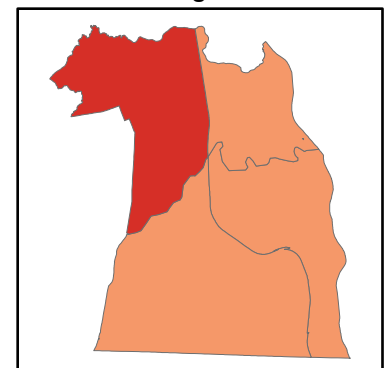
Source: CMS, 2015



Manchester Neighborhoods



Nashua Neighborhoods



% 65+ Women with Endometrial Cancer

Acworth	1.89%	Dalton	1.98%	Haverhill	1.81%	Nelson	1.58%	South Hampton	2.40%	Manchester	
Albany	1.89%	Danbury	1.22%	Hebron	1.56%	New Boston	1.98%	Springfield	1.50%	Central Manchester	1.78%
Alexandria	1.56%	Danville	1.03%	Henniker	1.87%	New Castle	1.23%	Stark	1.16%	Manchester: West	1.94%
Allenstown	1.12%	Deerfield	1.57%	Hill	1.22%	New Durham	1.40%	Stewartstown	1.16%	Manchester: South	2.14%
Alstead	1.89%	Deering	1.15%	Hillsborough	1.15%	New Hampton	1.22%	Stoddard	1.58%	Manchester: North	2.16%
Alton	1.72%	Derry	1.84%	Hinsdale	2.00%	New Ipswich	1.90%	Strafford	1.40%	Manchester: East	1.91%
Amherst	0.99%	Dorchester	1.56%	Holderness	2.19%	New London	1.50%	Stratford	1.16%		
Andover	1.15%	Dover	1.89%	Hollis	1.51%	Newbury	1.78%	Stratham	1.56%	Nashua	
Antrim	1.58%	Dublin	1.58%	Hooksett	1.57%	Newfields	1.56%	Sugar Hill	1.97%	Nashua: Zip 03060	1.84%
Ashland	2.19%	Dummer	1.18%	Hopkinton	1.87%	Newington	1.23%	Sullivan	1.83%	Nashua: Zip 03062	1.90%
Atkinson	2.45%	Dunbarton	1.87%	Hudson	1.94%	Newmarket	1.56%	Sunapee	1.78%	Nashua: Zip 03063	2.47%
Auburn	1.57%	Durham	1.23%	Jackson	1.89%	Newport	1.60%	Surry	1.83%	Nashua: Zip 03064	1.85%
Barnstead	1.71%	East Kingston	2.40%	Jaffrey	1.90%	Newton	2.40%	Sutton	1.78%		
Barrington	1.40%	Easton	1.97%	Jefferson	1.98%	North Hampton	1.56%	Swanzey	2.00%		
Bartlett	1.89%	Eaton	1.85%	Keene	1.83%	Northfield	2.10%	Tamworth	1.46%		
Bath	1.81%	Effingham	1.85%	Kensington	1.15%	Northumberland	1.16%	Temple	1.25%		
Bedford	1.38%	Ellsworth	2.19%	Kingston	2.40%	Northwood	1.80%	Thornton	2.19%	Unincorporated Places	
Belmont	1.71%	Enfield	1.52%	Laconia	1.44%	Nottingham	1.95%	Tilton	2.10%	<i>Atkinson and Gilmanton Academy Grant</i>	
Bennington	1.58%	Epping	1.95%	Lancaster	1.98%	Orange	1.50%	Troy	1.58%	<i>Bean's Grant</i>	
Benton	1.81%	Epsom	1.12%	Landaff	1.81%	Orford	1.50%	Tuftonboro	1.46%	<i>Bean's Purchase</i>	
Berlin	1.18%	Errol	1.18%	Langdon	1.89%	Ossipee	1.85%	Unity	1.60%	<i>Cambridge</i>	
Bethlehem	1.97%	Exeter	1.15%	Lebanon	1.52%	Pelham	1.61%	Wakefield	1.85%	<i>Chandler's Purchase</i>	
Boscawen	1.69%	Farmington	1.40%	Lee	1.23%	Pembroke	1.12%	Walpole	1.89%	<i>Crawford's Purchase</i>	
Bow	1.87%	Fitzwilliam	1.90%	Lempster	1.78%	Peterborough	1.25%	Warner	1.15%	<i>Cutt's Grant</i>	
Bradford	1.15%	Francestown	1.25%	Lincoln	2.19%	Piermont	1.50%	Warren	1.56%	<i>Dix's Grant</i>	
Brentwood	1.15%	Franconia	1.97%	Lisbon	1.81%	Pittsburg	1.16%	Washington	1.15%	<i>Dixville</i>	
Bridgewater	1.56%	Franklin	2.10%	Litchfield	2.03%	Pittsfield	1.80%	Waterville Valley	2.19%	<i>Erving's Location</i>	
Bristol	1.56%	Freedom	1.85%	Littleton	1.97%	Plainfield	1.52%	Weare	1.87%	<i>Green's Grant</i>	
Brookfield	1.85%	Fremont	1.95%	Londonderry	1.82%	Plaistow	2.45%	Webster	1.69%	<i>Hadley's Purchase</i>	
Brookline	1.51%	Gilford	1.72%	Loudon	1.80%	Plymouth	1.56%	Wentworth	1.56%	<i>Kilkenny</i>	
Campton	2.19%	Gilmanton	1.71%	Lyman	1.81%	Portsmouth	1.09%	Westmoreland	1.89%	<i>Livermore</i>	
Canaan	1.50%	Gilsum	1.89%	Lyme	1.50%	Randolph	1.98%	Whitefield	1.98%	<i>Low and Burbank's Grant</i>	
Candia	1.57%	Goffstown	1.98%	Lyndeborough	0.99%	Raymond	1.95%	Wilmot	1.50%	<i>Martin's Location</i>	
Canterbury	1.80%	Gorham	1.18%	Madbury	1.23%	Richmond	2.00%	Wilton	0.99%	<i>Millsfield</i>	
Carroll	1.98%	Goshen	1.78%	Madison	1.89%	Rindge	1.90%	Winchester	2.00%	<i>Odell</i>	
Center Harbor	1.22%	Grafton	1.50%	Manchester	1.91%	Rochester	1.74%	Windham	1.82%	<i>Pinkham's Grant</i>	
Charlestown	1.60%	Grantham	1.52%	Marlborough	1.58%	Rollinsford	1.66%	Windsor	1.15%	<i>Sargent's Purchase</i>	
Chatham	1.89%	Greenfield	1.25%	Marlow	1.89%	Roxbury	1.83%	Wolfeboro	1.33%	<i>Second College Grant</i>	
Chester	1.03%	Greenland	1.23%	Mason	1.51%	Rumney	1.56%	Woodstock	2.19%	<i>Success</i>	
Chesterfield	1.89%	Greenville	1.51%	Meredith	1.22%	Rye	1.23%			<i>Thompson and Meserves Purchase</i>	
Chichester	1.80%	Groton	1.56%	Merrimack	2.03%	Salem	1.71%			<i>Wentworth's Location</i>	
Claremont	1.60%	Hale's Location	1.89%	Middleton	1.40%	Salisbury	1.15%				
Clarksville	1.16%	Hampstead	1.03%	Milan	1.18%	Sanbornton	1.22%				
Colebrook	1.16%	Hampton	1.82%	Milford	1.62%	Sandown	1.03%				
Columbia	1.16%	Hampton Falls	1.82%	Milton	1.40%	Sandwich	1.46%				
Concord	1.69%	Hancock	1.58%	Monroe	1.81%	Seabrook	2.40%				
Conway	1.89%	Hanover	1.50%	Mont Vernon	0.99%	Sharon	1.25%				
Cornish	1.60%	Harrisville	1.58%	Moultonborough	1.46%	Shelburne	1.18%				
Croydon	1.60%	Hart's Location	1.89%	Nashua	1.85%	Somersworth	1.66%				

% 65+ Women with Endometrial Cancer (Ranked)

Atkinson	2.45%	Chesterfield	1.89%	Lempster	1.78%	Warren	1.56%	New Hampton	1.22%	Manchester	
Plaistow	2.45%	Gilsum	1.89%	Newbury	1.78%	Wentworth	1.56%	Sanbornton	1.22%	Manchester: North	2.16%
East Kingston	2.40%	Langdon	1.89%	Sunapee	1.78%	Enfield	1.52%	Berlin	1.18%	Manchester: South	2.14%
Kingston	2.40%	Marlow	1.89%	Sutton	1.78%	Grantham	1.52%	Dummer	1.18%	Manchester: West	1.94%
Newton	2.40%	Walpole	1.89%	Rochester	1.74%	Lebanon	1.52%	Errol	1.18%	Manchester: East	1.91%
Seabrook	2.40%	Westmoreland	1.89%	Alton	1.72%	Plainfield	1.52%	Gorham	1.18%	Central Manchester	1.78%
South Hampton	2.40%	Dover	1.89%	Gilford	1.72%	Brookline	1.51%	Milan	1.18%		
Ashland	2.19%	Albany	1.89%	Salem	1.71%	Greenville	1.51%	Shelburne	1.18%	Nashua	
Campton	2.19%	Bartlett	1.89%	Barnstead	1.71%	Hollis	1.51%	Clarksville	1.16%	Nashua: Zip 03063	2.47%
Ellsworth	2.19%	Chatham	1.89%	Belmont	1.71%	Mason	1.51%	Colebrook	1.16%	Nashua: Zip 03062	1.90%
Holderness	2.19%	Conway	1.89%	Gilmanton	1.71%	New London	1.50%	Columbia	1.16%	Nashua: Zip 03064	1.85%
Lincoln	2.19%	Hale's Location	1.89%	Boscawen	1.69%	Springfield	1.50%	Northumberland	1.16%	Nashua: Zip 03060	1.84%
Thornton	2.19%	Hart's Location	1.89%	Concord	1.69%	Wilmot	1.50%	Pittsburg	1.16%		
Waterville Valley	2.19%	Jackson	1.89%	Webster	1.69%	Canaan	1.50%	Stark	1.16%		
Woodstock	2.19%	Madison	1.89%	Rollinsford	1.66%	Grafton	1.50%	Stewartstown	1.16%		
Franklin	2.10%	Bow	1.87%	Somersworth	1.66%	Hanover	1.50%	Stratford	1.16%		
Northfield	2.10%	Dunbarton	1.87%	Milford	1.62%	Lyme	1.50%	Andover	1.15%	Unincorporated Places	
Tilton	2.10%	Henniker	1.87%	Pelham	1.61%	Orange	1.50%	Bradford	1.15%	<i>Atkinson and Gilmanton Academy Grant</i>	
Litchfield	2.03%	Hopkinton	1.87%	Charlestown	1.60%	Orford	1.50%	Deering	1.15%	<i>Bean's Grant</i>	
Merrimack	2.03%	Weare	1.87%	Claremont	1.60%	Piermont	1.50%	Hillsborough	1.15%	<i>Bean's Purchase</i>	
Hinsdale	2.00%	Nashua	1.85%	Cornish	1.60%	Moultonborough	1.46%	Salisbury	1.15%	<i>Cambridge</i>	
Richmond	2.00%	Brookfield	1.85%	Croydon	1.60%	Sandwich	1.46%	Warner	1.15%	<i>Chandler's Purchase</i>	
Swanzey	2.00%	Eaton	1.85%	Newport	1.60%	Tamworth	1.46%	Danville	1.15%	<i>Crawford's Purchase</i>	
Winchester	2.00%	Effingham	1.85%	Unity	1.60%	Tuftonboro	1.46%	Windsor	1.15%	<i>Cutt's Grant</i>	
Carroll	1.98%	Freedom	1.85%	Antrim	1.58%	Laconia	1.44%	Brentwood	1.15%	<i>Dix's Grant</i>	
Dalton	1.98%	Ossipee	1.85%	Bennington	1.58%	Barrington	1.40%	Exeter	1.15%	<i>Dixville</i>	
Jefferson	1.98%	Wakefield	1.85%	Dublin	1.58%	Farmington	1.40%	Kensington	1.15%	<i>Erving's Location</i>	
Lancaster	1.98%	Derry	1.84%	Hancock	1.58%	Middleton	1.40%	Allenstown	1.12%	<i>Green's Grant</i>	
Randolph	1.98%	Keene	1.83%	Harrisville	1.58%	Milton	1.40%	Epsom	1.12%	<i>Hadley's Purchase</i>	
Whitefield	1.98%	Roxbury	1.83%	Marlborough	1.58%	New Durham	1.40%	Pembroke	1.12%	<i>Kilkenny</i>	
Goffstown	1.98%	Sullivan	1.83%	Nelson	1.58%	Strafford	1.40%	Portsmouth	1.09%	<i>Livermore</i>	
New Boston	1.98%	Surry	1.83%	Stoddard	1.58%	Bedford	1.38%	Chester	1.03%	<i>Low and Burbank's Grant</i>	
Bethlehem	1.97%	Hampton	1.82%	Troy	1.58%	Wolfeboro	1.33%	Danville	1.03%	<i>Martin's Location</i>	
Easton	1.97%	Hampton Falls	1.82%	Auburn	1.57%	Francestown	1.25%	Hampstead	1.03%	<i>Millsfield</i>	
Franconia	1.97%	Londonderry	1.82%	Candia	1.57%	Greenfield	1.25%	Sandown	1.03%	<i>Odell</i>	
Littleton	1.97%	Windham	1.82%	Deerfield	1.57%	Peterborough	1.25%	Amherst	0.99%	<i>Pinkham's Grant</i>	
Sugar Hill	1.97%	Bath	1.81%	Hooksett	1.57%	Sharon	1.25%	Lyndeborough	0.99%	<i>Sargent's Purchase</i>	
Epping	1.95%	Benton	1.81%	Newfields	1.56%	Temple	1.25%	Mont Vernon	0.99%	<i>Second College Grant</i>	
Fremont	1.95%	Haverhill	1.81%	Newmarket	1.56%	Durham	1.23%	Wilton	0.99%	<i>Success</i>	
Nottingham	1.95%	Landaff	1.81%	North Hampton	1.56%	Lee	1.23%			<i>Thompson and Meserves Purchase</i>	
Raymond	1.95%	Lisbon	1.81%	Stratham	1.56%	Madbury	1.23%			<i>Wentworth's Location</i>	
Hudson	1.94%	Lyman	1.81%	Alexandria	1.56%	Greenland	1.23%				
Manchester	1.91%	Monroe	1.81%	Bridgewater	1.56%	New Castle	1.23%				
Fitzwilliam	1.90%	Canterbury	1.80%	Bristol	1.56%	Newington	1.23%				
Jaffrey	1.90%	Chichester	1.80%	Dorchester	1.56%	Rye	1.23%				
New Ipswich	1.90%	Loudon	1.80%	Groton	1.56%	Center Harbor	1.22%				
Rindge	1.90%	Northwood	1.80%	Hebron	1.56%	Danbury	1.22%				
Acworth	1.89%	Pittsfield	1.80%	Plymouth	1.56%	Hill	1.22%				
Alstead	1.89%	Goshen	1.78%	Rumney	1.56%	Meredith	1.22%				