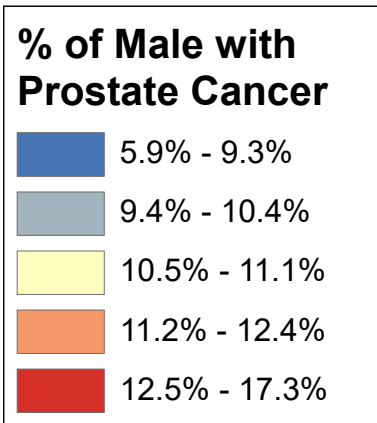
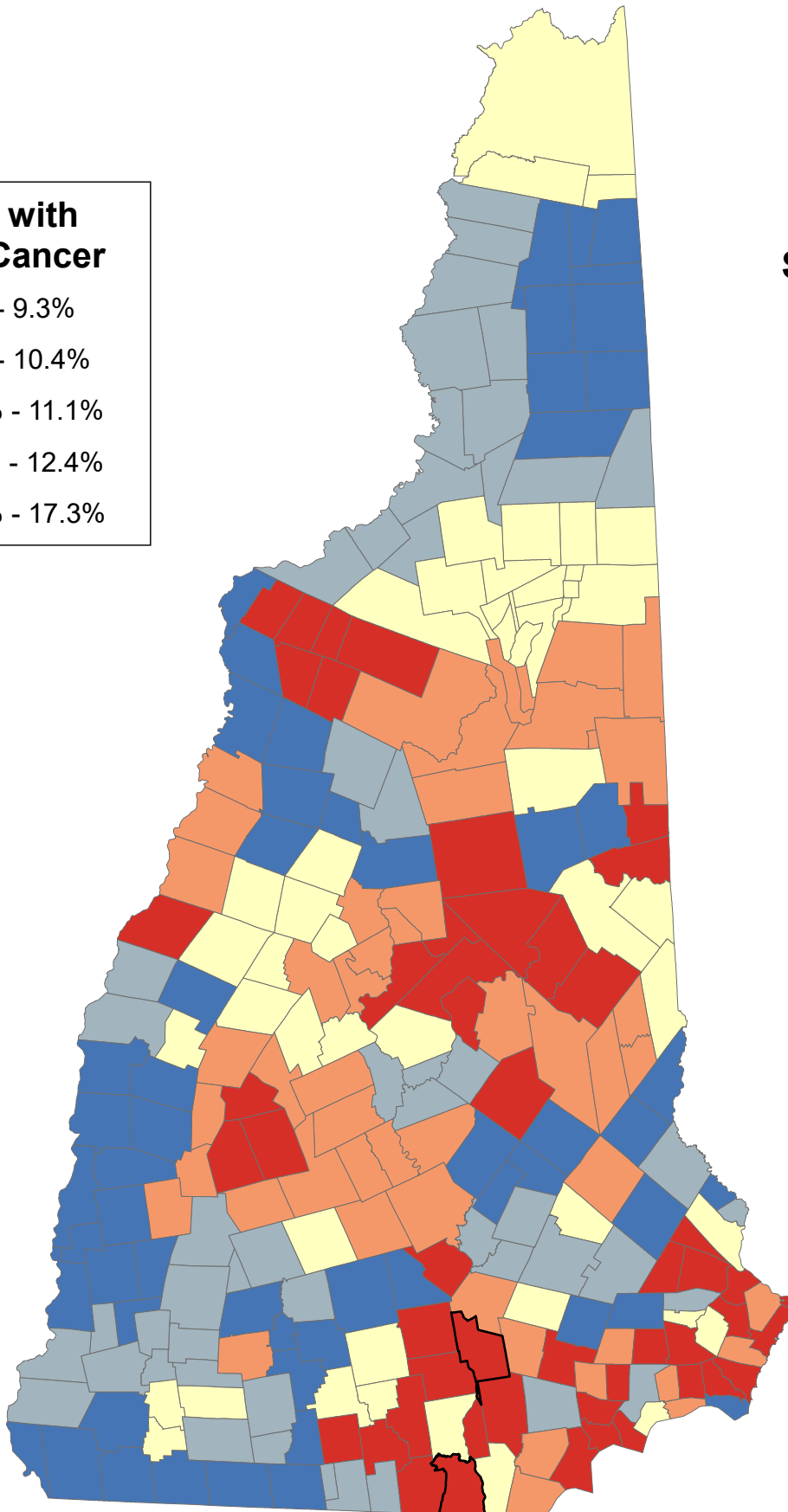


# Percentage of Male Medicare Beneficiaries Age 65+ Years Ever Diagnosed with Prostate Cancer

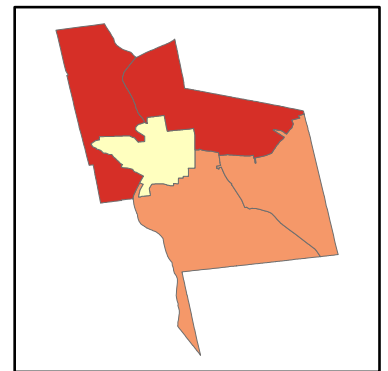


**State Average: 11.5%**

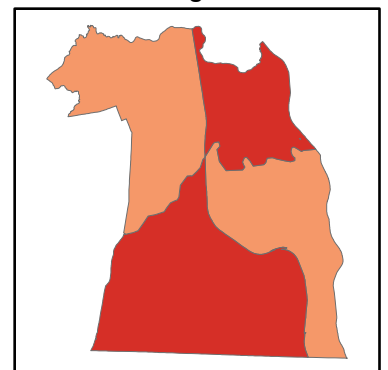
Source: CMS, 2015



**Manchester Neighborhoods**



**Nashua Neighborhoods**



## % 65+ Men with Prostate Cancer

Acworth	7.49%	Dalton	10.39%	Haverhill	8.55%	Nelson	10.13%	South Hampton	12.41%	<b>Manchester</b>	
Albany	10.96%	Danbury	10.81%	Hebron	10.92%	New Boston	10.83%	Springfield	11.80%	Central Manchester	10.62%
Alexandria	12.27%	Danville	13.47%	Henniker	10.49%	New Castle	16.32%	Stark	9.80%	Manchester: West	14.39%
Allenstown	10.13%	Deerfield	10.43%	Hill	10.81%	New Durham	11.73%	Stewartstown	10.43%	Manchester: South	11.53%
Alstead	7.49%	Deering	9.65%	Hillsborough	9.65%	New Hampton	12.81%	Stoddard	10.13%	Manchester: North	14.34%
Alton	12.33%	Derry	9.45%	Hinsdale	7.91%	New Ipswich	6.61%	Strafford	11.68%	Manchester: East	12.35%
Amherst	13.93%	Dorchester	10.92%	Holderness	12.38%	New London	17.26%	Stratford	10.43%		
Andover	12.26%	Dover	10.83%	Hollis	13.83%	Newbury	13.44%	Stratham	10.77%	<b>Nashua</b>	
Antrim	8.15%	Dublin	11.06%	Hooksett	11.83%	Newfields	10.77%	Sugar Hill	12.55%	Nashua: Zip 03060	11.52%
Ashland	12.38%	Dummer	9.31%	Hopkinton	11.72%	Newington	12.72%	Sullivan	9.45%	Nashua: Zip 03062	14.45%
Atkinson	15.15%	Dunbarton	9.10%	Hudson	10.99%	Newmarket	9.79%	Sunapee	11.31%	Nashua: Zip 03063	12.26%
Auburn	11.61%	Durham	14.48%	Jackson	12.32%	Newport	7.75%	Surry	9.45%	Nashua: Zip 03064	12.48%
Barnstead	8.82%	East Kingston	12.41%	Jaffrey	9.65%	Newton	10.72%	Sutton	13.44%		
Barrington	8.81%	Easton	12.55%	Jefferson	10.47%	North Hampton	12.21%	Swanzey	9.20%		
Bartlett	12.32%	Eaton	15.34%	Keene	9.45%	Northfield	9.32%	Tamworth	5.90%		
Bath	9.22%	Effingham	10.50%	Kensington	13.56%	Northumberland	9.80%	Temple	8.68%		
Bedford	14.47%	Ellsworth	8.17%	Kingston	9.88%	Northwood	10.55%	Thornton	9.96%	<b>Unincorporated Places</b>	
Belmont	10.09%	Enfield	7.38%	Laconia	12.47%	Nottingham	9.83%	Tilton	9.32%	<i>Atkinson and Gilmanton Academy Grant</i>	
Bennington	8.15%	Epping	9.13%	Lancaster	10.00%	Orange	10.77%	Troy	11.06%	<i>Bean's Grant</i>	
Benton	8.55%	Epsom	9.70%	Landaff	13.03%	Orford	11.54%	Tuftonboro	13.68%	<i>Bean's Purchase</i>	
Berlin	10.41%	Errol	9.31%	Langdon	7.49%	Ossipee	10.94%	Unity	7.75%	<i>Cambridge</i>	
Bethlehem	10.79%	Exeter	13.56%	Lebanon	10.39%	Pelham	12.37%	Wakefield	10.50%	<i>Chandler's Purchase</i>	
Boscawen	11.45%	Farmington	6.69%	Lee	12.92%	Pembroke	10.13%	Walpole	8.33%	<i>Crawford's Purchase</i>	
Bow	15.72%	Fitzwilliam	9.23%	Lempster	11.31%	Peterborough	9.59%	Warner	11.66%	<i>Cutt's Grant</i>	
Bradford	11.66%	Francestown	8.68%	Lincoln	12.29%	Piermont	11.54%	Warren	7.78%	<i>Dix's Grant</i>	
Brentwood	13.56%	Franconia	12.55%	Lisbon	13.03%	Pittsburg	10.49%	Washington	9.65%	<i>Dixville</i>	
Bridgewater	12.27%	Franklin	10.00%	Litchfield	13.12%	Pittsfield	8.96%	Waterville Valley	12.29%	<i>Erving's Location</i>	
Bristol	12.27%	Freedom	15.34%	Littleton	9.84%	Plainfield	10.39%	Weare	9.10%	<i>Green's Grant</i>	
Brookfield	11.79%	Fremont	12.36%	Londonderry	13.07%	Plaistow	13.15%	Webster	11.45%	<i>Hadley's Purchase</i>	
Brookline	10.06%	Gilford	12.14%	Loudon	9.20%	Plymouth	12.27%	Wentworth	7.78%	<i>Kilkenny</i>	
Campton	8.17%	Gilmanton	12.50%	Lyman	13.03%	Portsmouth	12.23%	Westmoreland	9.35%	<i>Livermore</i>	
Canaan	10.77%	Gilsum	7.49%	Lyme	11.54%	Randolph	10.47%	Whitefield	10.39%	<i>Low and Burbank's Grant</i>	
Candia	11.10%	Goffstown	13.12%	Lyndeborough	10.96%	Raymond	8.99%	Wilmot	11.80%	<i>Martin's Location</i>	
Canterbury	11.44%	Gorham	11.13%	Madbury	12.92%	Richmond	9.20%	Wilton	14.00%	<i>Millsfield</i>	
Carroll	10.47%	Goshen	11.31%	Madison	8.72%	Rindge	9.23%	Winchester	9.20%	<i>Odell</i>	
Center Harbor	15.47%	Grafton	10.77%	Manchester	12.71%	Rochester	9.97%	Windham	12.34%	<i>Pinkham's Grant</i>	
Charlestown	7.75%	Grantham	10.45%	Marlborough	11.06%	Rollinsford	9.58%	Windsor	9.65%	<i>Sargent's Purchase</i>	
Chatham	11.52%	Greenfield	8.68%	Marlow	7.49%	Roxbury	9.45%	Wolfeboro	14.56%	<i>Second College Grant</i>	
Chester	14.70%	Greenland	12.72%	Mason	9.89%	Rumney	10.92%	Woodstock	9.96%	<i>Success</i>	
Chesterfield	9.32%	Greenville	9.89%	Meredith	12.81%	Rye	15.18%			<i>Thompson and Meserves Purchase</i>	
Chichester	8.96%	Groton	10.92%	Merrimack	11.03%	Salem	12.96%			<i>Wentworth's Location</i>	
Claremont	7.75%	Hale's Location	12.32%	Middleton	11.73%	Salisbury	12.26%				
Clarksville	10.49%	Hampstead	12.90%	Milan	9.31%	Sanbornton	10.81%				
Colebrook	10.43%	Hampton	12.80%	Milford	13.87%	Sandown	12.29%				
Columbia	10.43%	Hampton Falls	12.71%	Milton	8.19%	Sandwich	13.98%				
Concord	11.45%	Hancock	11.18%	Monroe	9.22%	Seabrook	9.09%				
Conway	11.52%	Hanover	16.85%	Mont Vernon	10.96%	Sharon	9.59%				
Cornish	7.75%	Harrisville	10.13%	Moultonborough	13.98%	Shelburne	11.13%				
Croydon	7.75%	Hart's Location	12.32%	Nashua	12.90%	Somersworth	8.66%				

## % 65+ Men with Prostate Cancer (Ranked)

New London	17.26%	Laconia	12.47%	Gorham	11.13%	Pembroke	10.13%	Dunbarton	9.10%	<b>Manchester</b>	
Hanover	16.85%	East Kingston	12.41%	Shelburne	11.13%	Harrisville	10.13%	Weare	9.10%	Manchester: West	14.39%
New Castle	16.32%	South Hampton	12.41%	Candia	11.10%	Nelson	10.13%	Seabrook	9.09%	Manchester: North	14.34%
Bow	15.72%	Ashland	12.38%	Dublin	11.06%	Stoddard	10.13%	Raymond	8.99%	Manchester: East	12.35%
Center Harbor	15.47%	Holderness	12.38%	Marlborough	11.06%	Belmont	10.09%	Chichester	8.96%	Manchester: South	11.53%
Eaton	15.34%	Pelham	12.37%	Troy	11.06%	Brookline	10.06%	Pittsfield	8.96%	Central Manchester	10.62%
Freedom	15.34%	Fremont	12.36%	Merrimack	11.03%	Lancaster	10.00%	Barnstead	8.82%		
Rye	15.18%	Windham	12.34%	Hudson	10.99%	Franklin	10.00%	Barrington	8.81%	<b>Nashua</b>	
Atkinson	15.15%	Alton	12.33%	Albany	10.96%	Rochester	9.97%	Madison	8.72%	Nashua: Zip 03062	14.45%
Chester	14.70%	Bartlett	12.32%	Lyndeborough	10.96%	Thornton	9.96%	Fracestown	8.68%	Nashua: Zip 03064	12.48%
Wolfeboro	14.56%	Hale's Location	12.32%	Mont Vernon	10.96%	Woodstock	9.96%	Greenfield	8.68%	Nashua: Zip 03063	12.26%
Durham	14.48%	Hart's Location	12.32%	Ossipee	10.94%	Greenville	9.89%	Temple	8.68%	Nashua: Zip 03060	11.52%
Bedford	14.47%	Jackson	12.32%	Dorchester	10.92%	Mason	9.89%	Somersworth	8.66%		
Wilton	14.00%	Sandown	12.29%	Groton	10.92%	Kingston	9.88%	Benton	8.55%		
Moultonborough	13.98%	Lincoln	12.29%	Hebron	10.92%	Littleton	9.84%	Haverhill	8.55%		
Sandwich	13.98%	Waterville Valley	12.29%	Rumney	10.92%	Nottingham	9.83%	Walpole	8.33%		
Amherst	13.93%	Alexandria	12.27%	Dover	10.83%	Northumberland	9.80%	Milton	8.19%	<b>Unincorporated Places</b>	
Milford	13.87%	Bridgewater	12.27%	New Boston	10.83%	Stark	9.80%	Campton	8.17%	<i>Atkinson and Gilmanton Academy Grant</i>	
Hollis	13.83%	Bristol	12.27%	Danbury	10.81%	Newmarket	9.79%	Ellsworth	8.17%	<i>Bean's Grant</i>	
Tuftonboro	13.68%	Plymouth	12.27%	Hill	10.81%	Epsom	9.70%	Antrim	8.15%	<i>Bean's Purchase</i>	
Brentwood	13.56%	Andover	12.26%	Sanbornton	10.81%	Jaffrey	9.65%	Bennington	8.15%	<i>Cambridge</i>	
Exeter	13.56%	Salisbury	12.26%	Bethlehem	10.79%	Deering	9.65%	Hinsdale	7.91%	<i>Chandler's Purchase</i>	
Kensington	13.56%	Portsmouth	12.23%	Canaan	10.77%	Hillsborough	9.65%	Gilsum	7.78%	<i>Crawford's Purchase</i>	
Danville	13.47%	North Hampton	12.21%	Grafton	10.77%	Washington	9.65%	Wentworth	7.78%	<i>Cutt's Grant</i>	
Newbury	13.44%	Gilford	12.14%	Orange	10.77%	Windsor	9.65%	Charlestown	7.75%	<i>Dix's Grant</i>	
Sutton	13.44%	Hooksett	11.83%	Newfields	10.77%	Peterborough	9.59%	Claremont	7.75%	<i>Dixville</i>	
Plaistow	13.15%	Springfield	11.80%	Stratham	10.77%	Sharon	9.59%	Cornish	7.75%	<i>Erving's Location</i>	
Litchfield	13.12%	Wilmot	11.80%	Newton	10.72%	Rollinsford	9.58%	Croydon	7.75%	<i>Green's Grant</i>	
Goffstown	13.12%	Brookfield	11.79%	Northwood	10.55%	Derry	9.45%	Newport	7.75%	<i>Hadley's Purchase</i>	
Londonderry	13.07%	Middleton	11.73%	Effingham	10.50%	Keene	9.45%	Unity	7.75%	<i>Kilkenny</i>	
Landaff	13.03%	New Durham	11.73%	Wakefield	10.50%	Roxbury	9.45%	Acworth	7.49%	<i>Livermore</i>	
Lisbon	13.03%	Hopkinton	11.72%	Henniker	10.49%	Sullivan	9.45%	Alstead	7.49%	<i>Low and Burbank's Grant</i>	
Lyman	13.03%	Strafford	11.68%	Clarksville	10.49%	Surry	9.45%	Gilsum	7.49%	<i>Martin's Location</i>	
Salem	12.96%	Bradford	11.66%	Pittsburg	10.49%	Westmoreland	9.35%	Langdon	7.49%	<i>Millsfield</i>	
Lee	12.92%	Warner	11.66%	Carroll	10.47%	Northfield	9.32%	Marlow	7.49%	<i>Odell</i>	
Madbury	12.92%	Auburn	11.61%	Jefferson	10.47%	Tilton	9.32%	Enfield	7.38%	<i>Pinkham's Grant</i>	
Hampstead	12.90%	Lyme	11.54%	Randolph	10.47%	Chesterfield	9.32%	Farmington	6.69%	<i>Sargent's Purchase</i>	
Nashua	12.90%	Orford	11.54%	Grantham	10.45%	Dummer	9.31%	New Ipswich	6.61%	<i>Second College Grant</i>	
Meredith	12.81%	Piermont	11.54%	Deerfield	10.43%	Errol	9.31%	Tamworth	5.90%	<i>Success</i>	
New Hampton	12.81%	Chatham	11.52%	Colebrook	10.43%	Milan	9.31%			<i>Thompson and Meserves Purchase</i>	
Hampton	12.80%	Conway	11.52%	Columbia	10.43%	Fitzwilliam	9.23%			<i>Wentworth's Location</i>	
Greenland	12.72%	Boscawen	11.45%	Stewartstown	10.43%	Rindge	9.23%				
Newington	12.72%	Concord	11.45%	Stratford	10.43%	Bath	9.22%				
Hampton Falls	12.71%	Webster	11.45%	Berlin	10.41%	Monroe	9.22%				
Manchester	12.71%	Canterbury	11.44%	Dalton	10.39%	Richmond	9.20%				
Easton	12.55%	Goshen	11.31%	Whitefield	10.39%	Swanzey	9.20%				
Franconia	12.55%	Lempster	11.31%	Lebanon	10.39%	Winchester	9.20%				
Sugar Hill	12.55%	Sunapee	11.31%	Plainfield	10.39%	Loudon	9.20%				
Gilmanton	12.50%	Hancock	11.18%	Allenstown	10.13%	Epping	9.13%				