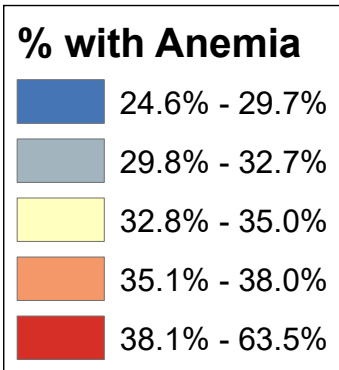
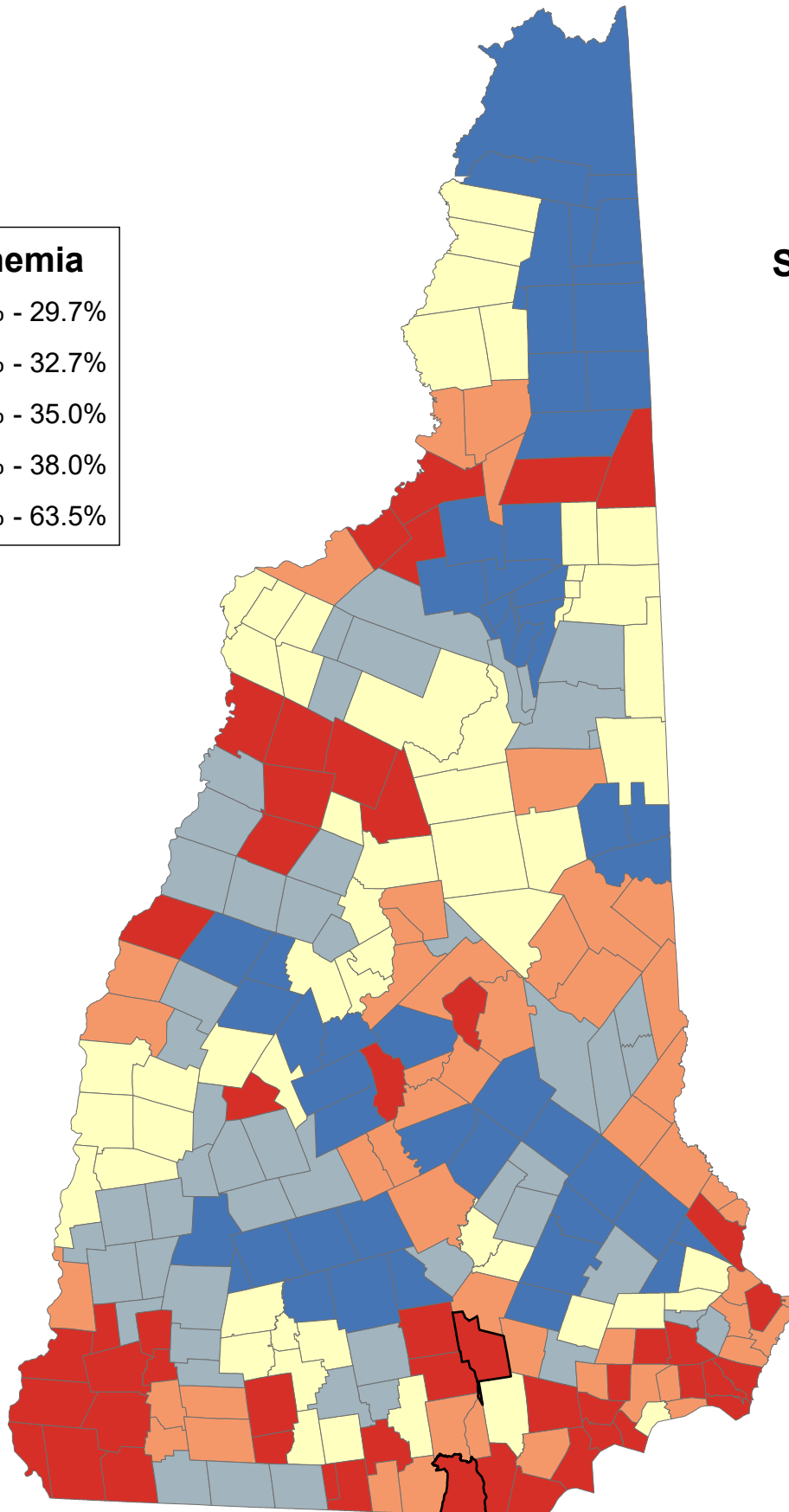


# Percentage of Medicare Beneficiaries Age 65+ Ever Diagnosed with Anemia

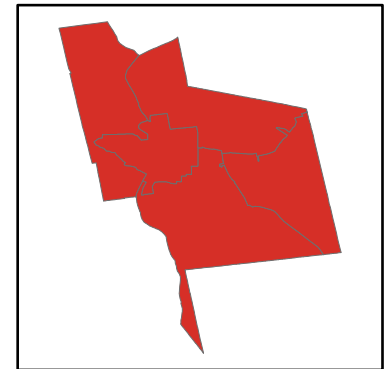


State Average: 37.3%

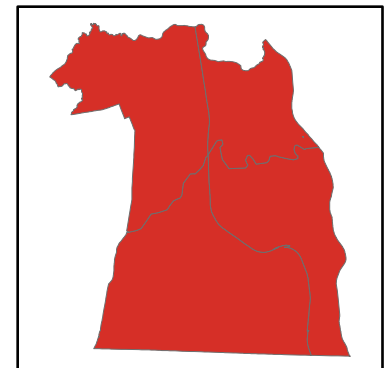
Source: CMS, 2015



Manchester Neighborhoods



Nashua Neighborhoods



## % 65+ with Anemia

Acworth	32.45%	Dalton	38.88%	Haverhill	38.24%	Nelson	31.68%	South Hampton	37.59%	<b>Manchester</b>	
Albany	35.05%	Danbury	29.56%	Hebron	32.63%	New Boston	32.72%	Springfield	33.64%	Central Manchester	45.81%
Alexandria	34.57%	Danville	40.02%	Henniker	28.37%	New Castle	37.73%	Stark	37.84%	Manchester: West	45.44%
Allenstown	33.40%	Deerfield	28.77%	Hill	29.56%	New Durham	30.58%	Stewartstown	34.69%	Manchester: South	43.37%
Alstead	32.45%	Deering	29.13%	Hillsborough	29.13%	New Hampton	35.60%	Stoddard	31.68%	Manchester: North	40.03%
Alton	30.98%	Derry	39.10%	Hinsdale	63.50%	New Ipswich	31.68%	Strafford	28.25%	Manchester: East	43.95%
Amherst	33.93%	Dorchester	32.63%	Holderness	35.43%	New London	40.16%	Stratford	34.69%		
Andover	29.62%	Dover	38.86%	Hollis	37.16%	Newbury	29.75%	Stratham	31.84%	<b>Nashua</b>	
Antrim	34.86%	Dublin	35.80%	Hooksett	36.89%	Newfields	31.84%	Sugar Hill	30.95%	Nashua: Zip 03060	47.59%
Ashland	35.43%	Dummer	29.08%	Hopkinton	27.58%	Newington	36.41%	Sullivan	41.04%	Nashua: Zip 03062	44.10%
Atkinson	43.13%	Dunbarton	27.26%	Hudson	39.61%	Newmarket	33.46%	Sunapee	31.54%	Nashua: Zip 03063	42.27%
Auburn	36.01%	Durham	34.87%	Jackson	31.59%	Newport	34.97%	Surry	41.04%	Nashua: Zip 03064	41.25%
Barnstead	28.81%	East Kingston	37.59%	Jaffrey	38.01%	Newton	34.15%	Sutton	29.75%		
Barrington	28.89%	Easton	30.95%	Jefferson	29.74%	North Hampton	35.50%	Swanzey	40.88%		
Bartlett	31.59%	Eaton	28.27%	Keene	41.04%	Northfield	37.85%	Tamworth	33.64%		
Bath	33.29%	Effingham	35.77%	Kensington	42.63%	Northumberland	37.84%	Temple	34.72%		
Bedford	40.71%	Ellsworth	33.17%	Kingston	37.62%	Northwood	27.36%	Thornton	39.57%	<b>Unincorporated Places</b>	
Belmont	35.18%	Enfield	32.43%	Laconia	39.04%	Nottingham	30.63%	Tilton	37.85%	<i>Atkinson and Gilmanton Academy Grant</i>	
Bennington	34.86%	Epping	34.48%	Lancaster	39.04%	Orange	28.65%	Troy	35.80%	<i>Bean's Grant</i>	
Benton	38.24%	Epsom	30.56%	Landaff	33.72%	Orford	30.11%	Tuftonboro	37.27%	<i>Bean's Purchase</i>	
Berlin	40.40%	Errol	29.08%	Langdon	32.45%	Ossipee	36.54%	Unity	34.97%	<i>Cambridge</i>	
Bethlehem	32.27%	Exeter	42.63%	Lebanon	35.46%	Pelham	40.94%	Wakefield	35.77%	<i>Chandler's Purchase</i>	
Boscawen	35.95%	Farmington	35.07%	Lee	28.62%	Pembroke	33.40%	Walpole	36.47%	<i>Crawford's Purchase</i>	
Bow	30.81%	Fitzwilliam	32.13%	Lempster	31.54%	Peterborough	42.80%	Warner	29.77%	<i>Cutt's Grant</i>	
Bradford	29.77%	Francestown	34.72%	Lincoln	33.80%	Piermont	30.11%	Warren	44.25%	<i>Dix's Grant</i>	
Brentwood	42.63%	Franconia	30.95%	Lisbon	33.72%	Pittsburg	29.13%	Washington	29.13%	<i>Dixville</i>	
Bridgewater	34.57%	Franklin	38.40%	Litchfield	37.64%	Pittsfield	30.87%	Waterville Valley	33.80%	<i>Erving's Location</i>	
Bristol	34.57%	Freedom	28.27%	Littleton	36.92%	Plainfield	35.46%	Weare	27.26%	<i>Green's Grant</i>	
Brookfield	32.23%	Fremont	36.87%	Londonderry	34.28%	Plaistow	42.68%	Webster	35.95%	<i>Hadley's Purchase</i>	
Brookline	36.97%	Gilford	37.73%	Loudon	25.52%	Plymouth	34.57%	Wentworth	44.25%	<i>Kilkenny</i>	
Campton	33.17%	Gilmanton	27.87%	Lyman	33.72%	Portsmouth	38.38%	Westmoreland	42.74%	<i>Livermore</i>	
Canaan	28.65%	Gilsum	32.45%	Lyme	30.11%	Randolph	29.74%	Whitefield	38.88%	<i>Low and Burbank's Grant</i>	
Candia	29.16%	Goffstown	40.66%	Lyndeborough	32.36%	Raymond	33.76%	Wilmot	33.64%	<i>Martin's Location</i>	
Canterbury	24.60%	Gorham	34.03%	Madbury	28.62%	Richmond	40.88%	Wilton	34.56%	<i>Millsfield</i>	
Carroll	29.74%	Goshen	31.54%	Madison	28.75%	Rindge	32.13%	Winchester	40.88%	<i>Odell</i>	
Center Harbor	32.65%	Grafton	28.65%	Manchester	43.69%	Rochester	36.70%	Windham	37.00%	<i>Pinkham's Grant</i>	
Charlestown	34.97%	Grantham	31.17%	Marlborough	35.80%	Rollinsford	37.27%	Windsor	29.13%	<i>Sargent's Purchase</i>	
Chatham	34.72%	Greenfield	34.72%	Marlow	32.45%	Roxbury	41.04%	Wolfeboro	37.07%	<i>Second College Grant</i>	
Chester	31.42%	Greenland	36.41%	Mason	39.91%	Rumney	32.63%	Woodstock	39.57%	<i>Success</i>	
Chesterfield	42.46%	Greenville	39.91%	Meredith	35.60%	Rye	36.43%			<i>Thompson and Meserves Purchase</i>	
Chichester	30.87%	Groton	32.63%	Merrimack	37.94%	Salem	47.39%			<i>Wentworth's Location</i>	
Claremont	34.97%	Hale's Location	31.59%	Middleton	30.58%	Salisbury	29.62%				
Clarksville	29.13%	Hampstead	42.20%	Milan	29.08%	Sanbornton	29.56%				
Colebrook	34.69%	Hampton	38.90%	Milford	40.67%	Sandown	37.35%				
Columbia	34.69%	Hampton Falls	38.81%	Milton	35.42%	Sandwich	33.01%				
Concord	35.95%	Hancock	34.43%	Monroe	33.29%	Seabrook	42.03%				
Conway	34.72%	Hanover	38.40%	Mont Vernon	32.36%	Sharon	42.80%				
Cornish	34.97%	Harrisville	31.68%	Moultonborough	33.01%	Shelburne	34.03%				
Croydon	34.97%	Hart's Location	31.59%	Nashua	44.33%	Somersworth	35.72%				

## % 65+ with Anemia (Ranked)

Hinsdale	63.50%	Jaffrey	38.01%	Charlestown	34.97%	Center Harbor	32.65%	Sutton	29.75%	<b>Manchester</b>	
Salem	47.39%	Merrimack	37.94%	Claremont	34.97%	Dorchester	32.63%	Carroll	29.74%	Central Manchester	45.81%
Nashua	44.33%	Northfield	37.85%	Cornish	34.97%	Groton	32.63%	Jefferson	29.74%	Manchester: West	45.44%
Warren	44.25%	Tilton	37.85%	Croydon	34.97%	Hebron	32.63%	Randolph	29.74%	Manchester: East	43.95%
Wentworth	44.25%	Northumberland	37.84%	Newport	34.97%	Rumney	32.63%	Andover	29.62%	Manchester: South	43.37%
Manchester	43.69%	Stark	37.84%	Unity	34.97%	Acworth	32.45%	Salisbury	29.62%	Manchester: North	40.03%
Atkinson	43.13%	New Castle	37.73%	Durham	34.87%	Alstead	32.45%	Danbury	29.56%		
Peterborough	42.80%	Gilford	37.73%	Antrim	34.86%	Gilsum	32.45%	Hill	29.56%	<b>Nashua</b>	
Sharon	42.80%	Litchfield	37.64%	Bennington	34.86%	Langdon	32.45%	Sanbornton	29.56%	Nashua: Zip 03060	47.59%
Westmoreland	42.74%	Kingston	37.62%	Chatham	34.72%	Marlow	32.45%	Candia	29.16%	Nashua: Zip 03062	44.10%
Plaistow	42.68%	East Kingston	37.59%	Conway	34.72%	Enfield	32.43%	Clarksville	29.13%	Nashua: Zip 03063	42.27%
Brentwood	42.63%	South Hampton	37.59%	Francestown	34.72%	Lyndeborough	32.36%	Pittsburg	29.13%	Nashua: Zip 03064	41.25%
Exeter	42.63%	Sandown	37.35%	Greenfield	34.72%	Mont Vernon	32.36%	Deering	29.13%		
Kensington	42.63%	Rollinsford	37.27%	Temple	34.72%	Bethlehem	32.27%	Hillsborough	29.13%		
Chesterfield	42.46%	Tuftonboro	37.27%	Colebrook	34.69%	Brookfield	32.23%	Washington	29.13%		
Hampstead	42.20%	Hollis	37.16%	Columbia	34.69%	Fitzwilliam	32.13%	Windsor	29.13%		
Seabrook	42.03%	Wolfeboro	37.07%	Stewartstown	34.69%	Rindge	32.13%	Dummer	29.08%	<b>Unincorporated Places</b>	
Keene	41.04%	Windham	37.00%	Stratford	34.69%	Newfields	31.84%	Errol	29.08%	<i>Atkinson and Gilmanton Academy Grant</i>	
Roxbury	41.04%	Brookline	36.97%	Alexandria	34.57%	Stratham	31.84%	Milan	29.08%	<i>Bean's Grant</i>	
Sullivan	41.04%	Littleton	36.92%	Bridgewater	34.57%	New Ipswich	31.68%	Barrington	28.89%	<i>Bean's Purchase</i>	
Surry	41.04%	Hooksett	36.89%	Bristol	34.57%	Harrisville	31.68%	Barnstead	28.81%	<i>Cambridge</i>	
Pelham	40.94%	Fremont	36.87%	Plymouth	34.57%	Nelson	31.68%	Deerfield	28.77%	<i>Chandler's Purchase</i>	
Richmond	40.88%	Rochester	36.70%	Wilton	34.56%	Stoddard	31.68%	Gilmanton	28.75%	<i>Crawford's Purchase</i>	
Swanzey	40.88%	Ossipee	36.54%	Epping	34.48%	Bartlett	31.59%	Canaan	28.65%	<i>Cutt's Grant</i>	
Winchester	40.88%	Walpole	36.47%	Hancock	34.43%	Hale's Location	31.59%	Grafton	28.65%	<i>Dix's Grant</i>	
Bedford	40.71%	Rye	36.43%	Londonderry	34.28%	Hart's Location	31.59%	Orange	28.65%	<i>Dixville</i>	
Milford	40.67%	Greenland	36.41%	Newton	34.15%	Jackson	31.59%	Lee	28.62%	<i>Erving's Location</i>	
Goffstown	40.66%	Newington	36.41%	Gorham	34.03%	Goshen	31.54%	Madbury	28.62%	<i>Green's Grant</i>	
Berlin	40.40%	Auburn	36.01%	Shelburne	34.03%	Lempster	31.54%	Henniker	28.37%	<i>Hadley's Purchase</i>	
New London	40.16%	Boscawen	35.95%	Amherst	33.93%	Sunapee	31.54%	Eaton	28.27%	<i>Kilkenny</i>	
Danville	40.02%	Concord	35.95%	Lincoln	33.80%	Chester	31.42%	Freedom	28.27%	<i>Livermore</i>	
Greenville	39.91%	Webster	35.95%	Waterville Valley	33.80%	Grantham	31.17%	Strafford	28.25%	<i>Low and Burbank's Grant</i>	
Mason	39.91%	Dublin	35.80%	Raymond	33.76%	Alton	30.98%	Gilmanton	27.87%	<i>Martin's Location</i>	
Hudson	39.61%	Marlborough	35.80%	Landaff	33.72%	Easton	30.95%	Hopkinton	27.58%	<i>Millsfield</i>	
Thornton	39.57%	Troy	35.80%	Lisbon	33.72%	Franconia	30.95%	Northwood	27.36%	<i>Odell</i>	
Woodstock	39.57%	Effingham	35.77%	Lyman	33.72%	Sugar Hill	30.95%	Dunbarton	27.26%	<i>Pinkham's Grant</i>	
Derry	39.10%	Wakefield	35.77%	Springfield	33.64%	Chichester	30.87%	Weare	27.26%	<i>Sargent's Purchase</i>	
Laconia	39.04%	Somersworth	35.72%	Wilmot	33.64%	Pittsfield	30.87%	Loudon	25.52%	<i>Second College Grant</i>	
Lancaster	39.04%	Meredith	35.60%	Tamworth	33.64%	Bow	30.81%	Canterbury	24.60%	<i>Success</i>	
Hampton	38.90%	New Hampton	35.60%	Newmarket	33.46%	Nottingham	30.63%			<i>Thompson and Meserves Purchase</i>	
Dalton	38.88%	North Hampton	35.50%	Allenstown	33.40%	Middleton	30.58%			<i>Wentworth's Location</i>	
Whitefield	38.88%	Lebanon	35.46%	Pembroke	33.40%	New Durham	30.58%				
Dover	38.86%	Plainfield	35.46%	Bath	33.29%	Epsom	30.56%				
Hampton Falls	38.81%	Ashland	35.43%	Monroe	33.29%	Lyme	30.11%				
Hanover	38.40%	Holderness	35.43%	Campton	33.17%	Orford	30.11%				
Franklin	38.40%	Milton	35.42%	Ellsworth	33.17%	Piermont	30.11%				
Portsmouth	38.38%	Belmont	35.18%	Moultonborough	33.01%	Bradford	29.77%				
Benton	38.24%	Farmington	35.07%	Sandwich	33.01%	Warner	29.77%				
Haverhill	38.24%	Albany	35.05%	New Boston	32.72%	Newbury	29.75%				