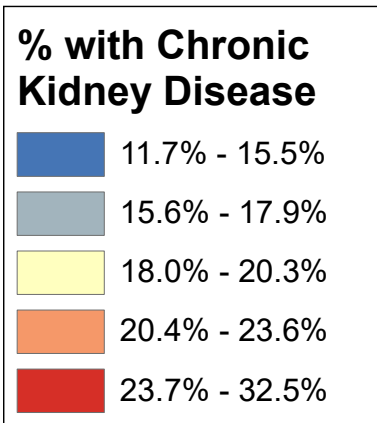
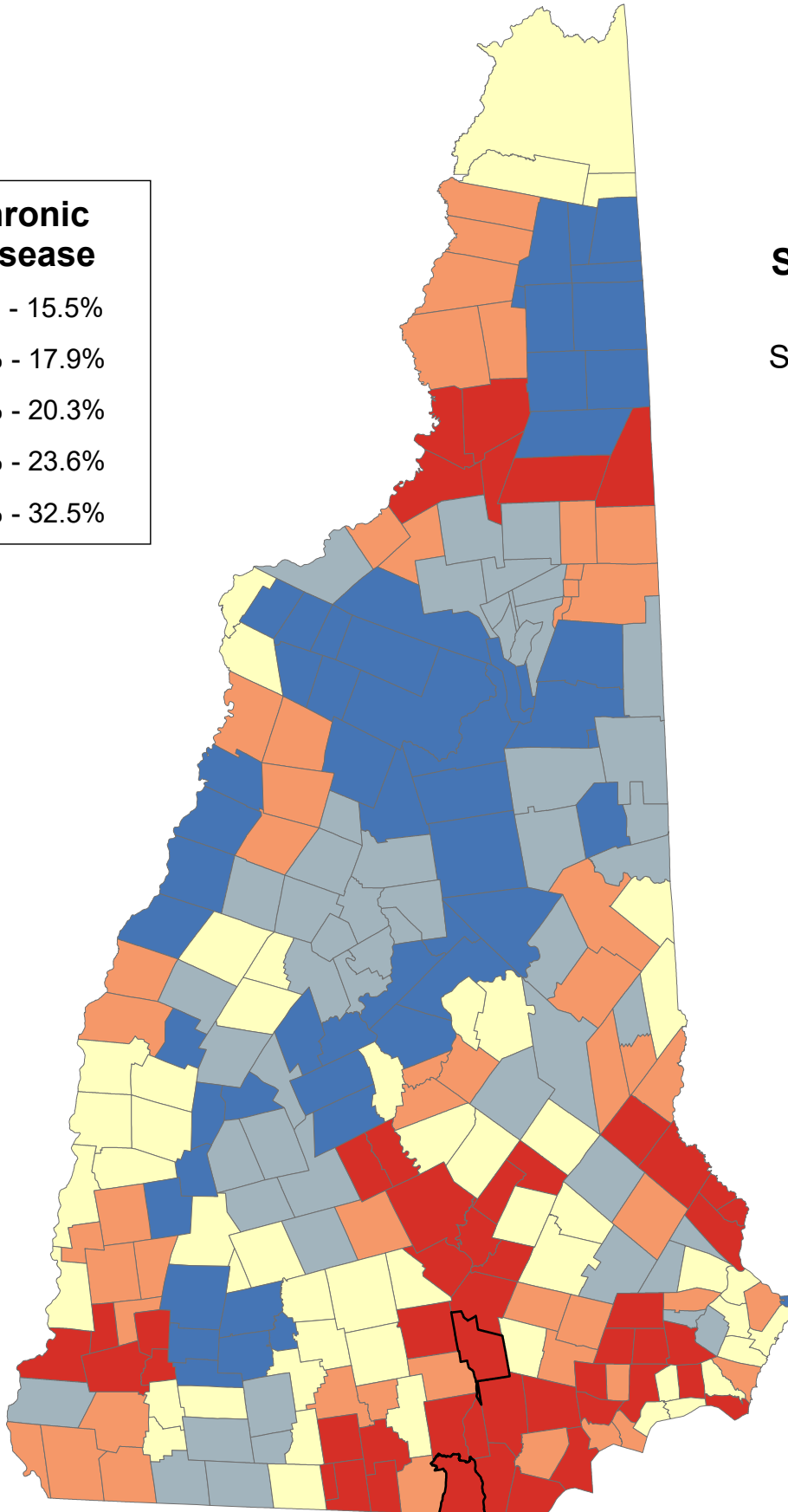


# Percentage of Medicare Beneficiaries Age 65+ Ever Diagnosed with Chronic Kidney Disease

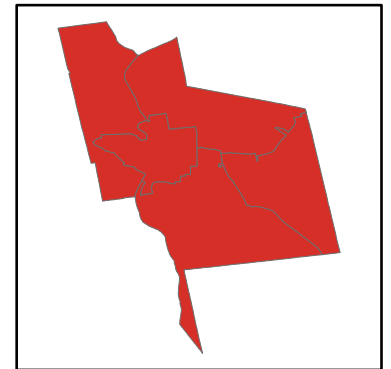


**State Average: 22.3%**

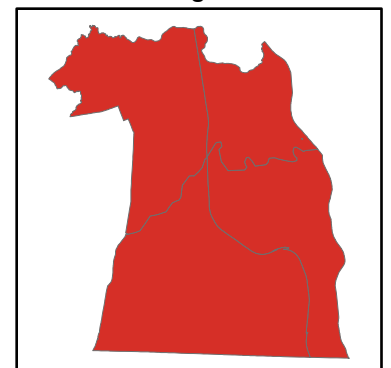
Source: CMS, 2014, 2015



**Manchester Neighborhoods**



**Nashua Neighborhoods**



## % 65+ with Chronic Kidney Disease

Acworth	22.63%	Dalton	22.80%	Haverhill	20.68%	Nelson	14.65%	South Hampton	20.21%	<b>Manchester</b>	
Albany	17.60%	Danbury	14.32%	Hebron	16.42%	New Boston	17.90%	Springfield	16.56%	Central Manchester	32.44%
Alexandria	17.04%	Danville	20.39%	Henniker	17.33%	New Castle	14.69%	Stark	27.83%	Manchester: West	29.26%
Allenstown	24.96%	Deerfield	18.75%	Hill	14.32%	New Durham	22.22%	Stewartstown	20.47%	Manchester: South	27.82%
Alstead	22.63%	Deering	18.04%	Hillsborough	18.04%	New Hampton	15.02%	Stoddard	14.65%	Manchester: North	23.77%
Alton	17.42%	Derry	27.82%	Hinsdale	20.44%	New Ipswich	20.14%	Strafford	17.80%	Manchester: East	26.05%
Amherst	19.58%	Dorchester	16.42%	Holderness	16.86%	New London	14.61%	Stratford	20.47%		
Andover	13.90%	Dover	25.52%	Hollis	21.56%	Newbury	16.22%	Stratham	17.36%	<b>Nashua</b>	
Antrim	14.99%	Dublin	19.35%	Hooksett	23.72%	Newfields	17.36%	Sugar Hill	11.66%	Nashua: Zip 03060	31.33%
Ashland	16.86%	Dummer	15.53%	Hopkinton	20.74%	Newington	19.33%	Sullivan	24.11%	Nashua: Zip 03062	28.33%
Atkinson	23.26%	Dunbarton	18.61%	Hudson	26.40%	Newmarket	22.85%	Sunapee	14.04%	Nashua: Zip 03063	26.42%
Auburn	20.27%	Durham	18.15%	Jackson	13.15%	Newport	20.19%	Surry	24.11%	Nashua: Zip 03064	28.72%
Barnstead	18.81%	East Kingston	20.21%	Jaffrey	16.33%	Newton	19.89%	Sutton	16.22%		
Barrington	21.29%	Easton	11.66%	Jefferson	16.11%	North Hampton	19.53%	Swanzy	23.56%		
Bartlett	13.15%	Eaton	17.16%	Keene	24.11%	Northfield	21.50%	Tamworth	16.52%		
Bath	18.22%	Effingham	19.65%	Kensington	24.80%	Northumberland	27.83%	Temple	19.19%		
Bedford	22.75%	Ellsworth	17.04%	Kingston	23.73%	Northwood	19.00%	Thornton	15.08%	<b>Unincorporated Places</b>	
Belmont	20.60%	Enfield	17.43%	Laconia	20.21%	Nottingham	17.10%	Tilton	21.50%	<i>Atkinson and Gilmanton Academy Grant</i>	
Bennington	14.99%	Epping	24.56%	Lancaster	25.09%	Orange	19.48%	Troy	19.35%	<i>Bean's Grant</i>	
Benton	20.68%	Epsom	19.69%	Landaff	14.41%	Orford	13.90%	Tuftonboro	16.29%	<i>Bean's Purchase</i>	
Berlin	26.41%	Errol	15.53%	Langdon	22.63%	Ossipee	21.12%	Unity	20.19%	<i>Cambridge</i>	
Bethlehem	13.46%	Exeter	24.80%	Lebanon	20.50%	Pelham	26.92%	Wakefield	19.65%	<i>Chandler's Purchase</i>	
Boscawen	25.13%	Farmington	25.34%	Lee	17.86%	Pembroke	24.96%	Walpole	19.23%	<i>Crawford's Purchase</i>	
Bow	24.07%	Fitzwilliam	17.59%	Lempster	14.04%	Peterborough	16.15%	Warner	17.83%	<i>Cutt's Grant</i>	
Bradford	17.83%	Francestown	19.19%	Lincoln	14.07%	Piermont	13.90%	Warren	23.23%	<i>Dix's Grant</i>	
Brentwood	24.80%	Franconia	11.66%	Lisbon	14.41%	Pittsburg	18.87%	Washington	18.04%	<i>Dixville</i>	
Bridgewater	17.04%	Franklin	19.65%	Litchfield	26.43%	Pittsfield	23.65%	Waterville Valley	14.07%	<i>Erving's Location</i>	
Bristol	17.04%	Freedom	17.16%	Littleton	15.59%	Plainfield	20.50%	Weare	18.61%	<i>Green's Grant</i>	
Brookfield	17.11%	Fremont	25.70%	Londonderry	23.69%	Plaisow	22.98%	Webster	25.13%	<i>Hadley's Purchase</i>	
Brookline	24.42%	Gilford	18.08%	Loudon	18.94%	Plymouth	17.04%	Wentworth	23.23%	<i>Kilkenny</i>	
Campton	17.04%	Gilmanton	17.78%	Lyman	14.41%	Portsmouth	21.74%	Westmoreland	25.85%	<i>Livermore</i>	
Canaan	19.48%	Gilsum	22.63%	Lyme	13.90%	Randolph	16.11%	Whitefield	22.80%	<i>Low and Burbank's Grant</i>	
Candia	20.88%	Goffstown	26.42%	Lyndeborough	21.59%	Raymond	23.33%	Wilmot	16.56%	<i>Martin's Location</i>	
Canterbury	18.47%	Gorham	21.23%	Madbury	17.86%	Richmond	23.56%	Wilton	23.93%	<i>Millsfield</i>	
Carroll	16.11%	Goshen	14.04%	Madison	15.06%	Rindge	17.59%	Winchester	23.56%	<i>Odell</i>	
Center Harbor	13.33%	Grafton	19.48%	Manchester	27.99%	Rochester	25.10%	Windham	22.92%	<i>Pinkham's Grant</i>	
Charlestown	20.19%	Grantham	13.48%	Marlborough	19.35%	Rollinsford	26.02%	Windsor	18.04%	<i>Sargent's Purchase</i>	
Chatham	17.41%	Greenfield	19.19%	Marlow	22.63%	Roxbury	24.11%	Wolfeboro	20.57%	<i>Second College Grant</i>	
Chester	21.02%	Greenland	19.33%	Mason	26.78%	Rumney	16.42%	Woodstock	15.08%	<i>Success</i>	
Chesterfield	17.08%	Greenville	26.78%	Meredith	15.02%	Rye	19.51%			<i>Thompson and Meserves Purchase</i>	
Chichester	23.65%	Groton	16.42%	Merrimack	24.83%	Salem	29.66%			<i>Wentworth's Location</i>	
Claremont	20.19%	Hale's Location	13.15%	Middleton	22.22%	Salisbury	13.90%				
Clarksville	18.87%	Hampstead	25.23%	Milan	15.53%	Sanbornton	14.32%				
Colebrook	20.47%	Hampton	22.61%	Milford	27.87%	Sandown	23.87%				
Columbia	20.47%	Hampton Falls	19.32%	Milton	20.62%	Sandwich	15.14%				
Concord	25.13%	Hancock	12.79%	Monroe	18.22%	Seabrook	27.72%				
Conway	17.41%	Hanover	14.61%	Mont Vernon	21.59%	Sharon	16.15%				
Cornish	20.19%	Harrisville	14.65%	Moultonborough	15.14%	Shelburne	21.23%				
Croydon	20.19%	Hart's Location	13.15%	Nashua	28.92%	Somersworth	27.60%				

## % 65+ with Chronic Kidney Disease (Ranked)

Salem	29.66%	Winchester	23.56%	Charlestown	20.19%	Warner	17.83%	Woodstock	15.08%	<b>Manchester</b>	
Nashua	28.92%	Raymond	23.33%	Claremont	20.19%	Strafford	17.80%	Madison	15.06%	Central Manchester	32.44%
Manchester	27.99%	Atkinson	23.26%	Cornish	20.19%	Gilmanton	17.78%	Meredith	15.02%	Manchester: West	29.26%
Milford	27.87%	Warren	23.23%	Croydon	20.19%	Albany	17.60%	New Hampton	15.02%	Manchester: South	27.82%
Northumberland	27.83%	Wentworth	23.23%	Newport	20.19%	Fitzwilliam	17.59%	Antrim	14.99%	Manchester: East	26.05%
Stark	27.83%	Plaistow	22.98%	Unity	20.19%	Rindge	17.59%	Bennington	14.99%	Manchester: North	23.77%
Derry	27.82%	Windham	22.92%	New Ipswich	20.14%	Enfield	17.43%	New Castle	14.69%		
Seabrook	27.72%	Newmarket	22.85%	Newton	19.89%	Alton	17.42%	Harrisville	14.65%	<b>Nashua</b>	
Somersworth	27.60%	Dalton	22.80%	Epsom	19.69%	Chatham	17.41%	Nelson	14.65%	Nashua: Zip 03060	31.33%
Pelham	26.92%	Whitefield	22.80%	Effingham	19.65%	Conway	17.41%	Stoddard	14.65%	Nashua: Zip 03064	28.72%
Greenville	26.78%	Bedford	22.75%	Wakefield	19.65%	Newfields	17.36%	Hanover	14.61%	Nashua: Zip 03062	28.33%
Mason	26.78%	Acworth	22.63%	Franklin	19.65%	Stratham	17.36%	New London	14.61%	Nashua: Zip 03063	26.42%
Litchfield	26.43%	Alstead	22.63%	Amherst	19.58%	Henniker	17.33%	Landaff	14.41%		
Goffstown	26.42%	Gilsum	22.63%	North Hampton	19.53%	Eaton	17.16%	Lisbon	14.41%		
Berlin	26.41%	Langdon	22.63%	Rye	19.51%	Freedom	17.16%	Lyman	14.41%		
Hudson	26.40%	Marlow	22.63%	Canaan	19.48%	Brookfield	17.11%	Danbury	14.32%		
Rollinsford	26.02%	Hampton	22.61%	Grafton	19.48%	Nottingham	17.10%	Hill	14.32%	<b>Unincorporated Places</b>	
Westmoreland	25.85%	Middleton	22.22%	Orange	19.48%	Chesterfield	17.08%	Sanbornton	14.32%	<i>Atkinson and Gilmanton Academy Grant</i>	
Fremont	25.70%	New Durham	22.22%	Dublin	19.35%	Campton	17.04%	Lincoln	14.07%	<i>Bean's Grant</i>	
Dover	25.52%	Portsmouth	21.74%	Marlborough	19.35%	Ellsworth	17.04%	Waterville Valley	14.07%	<i>Bean's Purchase</i>	
Farmington	25.34%	Lyndeborough	21.59%	Troy	19.35%	Alexandria	17.04%	Goshen	14.04%	<i>Cambridge</i>	
Hampstead	25.23%	Mont Vernon	21.59%	Greenland	19.33%	Bridgewater	17.04%	Lempster	14.04%	<i>Chandler's Purchase</i>	
Boscawen	25.13%	Hollis	21.56%	Newington	19.33%	Bristol	17.04%	Hale's Location	14.04%	<i>Crawford's Purchase</i>	
Concord	25.13%	Northfield	21.50%	Hampton Falls	19.32%	Plymouth	17.04%	Lyme	13.90%	<i>Cutt's Grant</i>	
Webster	25.13%	Tilton	21.50%	Walpole	19.23%	Ashland	16.86%	Orford	13.90%	<i>Dix's Grant</i>	
Rochester	25.10%	Barrington	21.29%	Francestown	19.19%	Holderness	16.86%	Piermont	13.90%	<i>Dixville</i>	
Lancaster	25.09%	Gorham	21.23%	Greenfield	19.19%	Springfield	16.56%	Andover	13.90%	<i>Erving's Location</i>	
Allenstown	24.96%	Shelburne	21.23%	Temple	19.19%	Wilmot	16.56%	Salisbury	13.90%	<i>Green's Grant</i>	
Pembroke	24.96%	Ossipee	21.12%	Northwood	19.00%	Tamworth	16.52%	Grantham	13.48%	<i>Hadley's Purchase</i>	
Merrimack	24.83%	Chester	21.02%	Loudon	18.94%	Dorchester	16.42%	Bethlehem	13.46%	<i>Kilkenny</i>	
Brentwood	24.80%	Candia	20.88%	Clarksville	18.87%	Groton	16.42%	Center Harbor	13.33%	<i>Livermore</i>	
Exeter	24.80%	Hopkinton	20.74%	Pittsburg	18.87%	Hebron	16.42%	Bartlett	13.15%	<i>Low and Burbank's Grant</i>	
Kensington	24.80%	Benton	20.68%	Barnstead	18.81%	Rumney	16.42%	Hale's Location	13.15%	<i>Martin's Location</i>	
Epping	24.56%	Haverhill	20.68%	Deerfield	18.75%	Jaffrey	16.33%	Hart's Location	13.15%	<i>Millsfield</i>	
Brookline	24.42%	Milton	20.62%	Dunbarton	18.61%	Tuftonboro	16.29%	Jackson	13.15%	<i>Odell</i>	
Keene	24.11%	Belmont	20.60%	Weare	18.61%	Newbury	16.22%	Hancock	12.79%	<i>Pinkham's Grant</i>	
Roxbury	24.11%	Wolfeboro	20.57%	Canterbury	18.47%	Sutton	16.22%	Easton	11.66%	<i>Sargent's Purchase</i>	
Sullivan	24.11%	Lebanon	20.50%	Bath	18.22%	Peterborough	16.15%	Franconia	11.66%	<i>Second College Grant</i>	
Surry	24.11%	Plainfield	20.50%	Monroe	18.22%	Sharon	16.15%	Sugar Hill	11.66%	<i>Success</i>	
Bow	24.07%	Colebrook	20.47%	Durham	18.15%	Carroll	16.11%			<i>Thompson and Meserves Purchase</i>	
Wilton	23.93%	Columbia	20.47%	Gilford	18.08%	Jefferson	16.11%			<i>Wentworth's Location</i>	
Sandown	23.87%	Stewartstown	20.47%	Deering	18.04%	Randolph	16.11%				
Kingston	23.73%	Stratford	20.47%	Hillsborough	18.04%	Littleton	15.59%				
Hooksett	23.72%	Hinsdale	20.44%	Washington	18.04%	Dummer	15.53%				
Londonderry	23.69%	Danville	20.39%	Windsor	18.04%	Errol	15.53%				
Chichester	23.65%	Auburn	20.27%	New Boston	17.90%	Milan	15.53%				
Pittsfield	23.65%	Laconia	20.21%	Lee	17.86%	Moultonborough	15.14%				
Richmond	23.56%	East Kingston	20.21%	Madbury	17.86%	Sandwich	15.14%				
Swanzy	23.56%	South Hampton	20.21%	Bradford	17.83%	Thornton	15.08%				