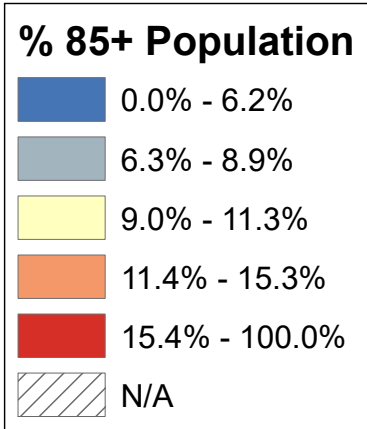
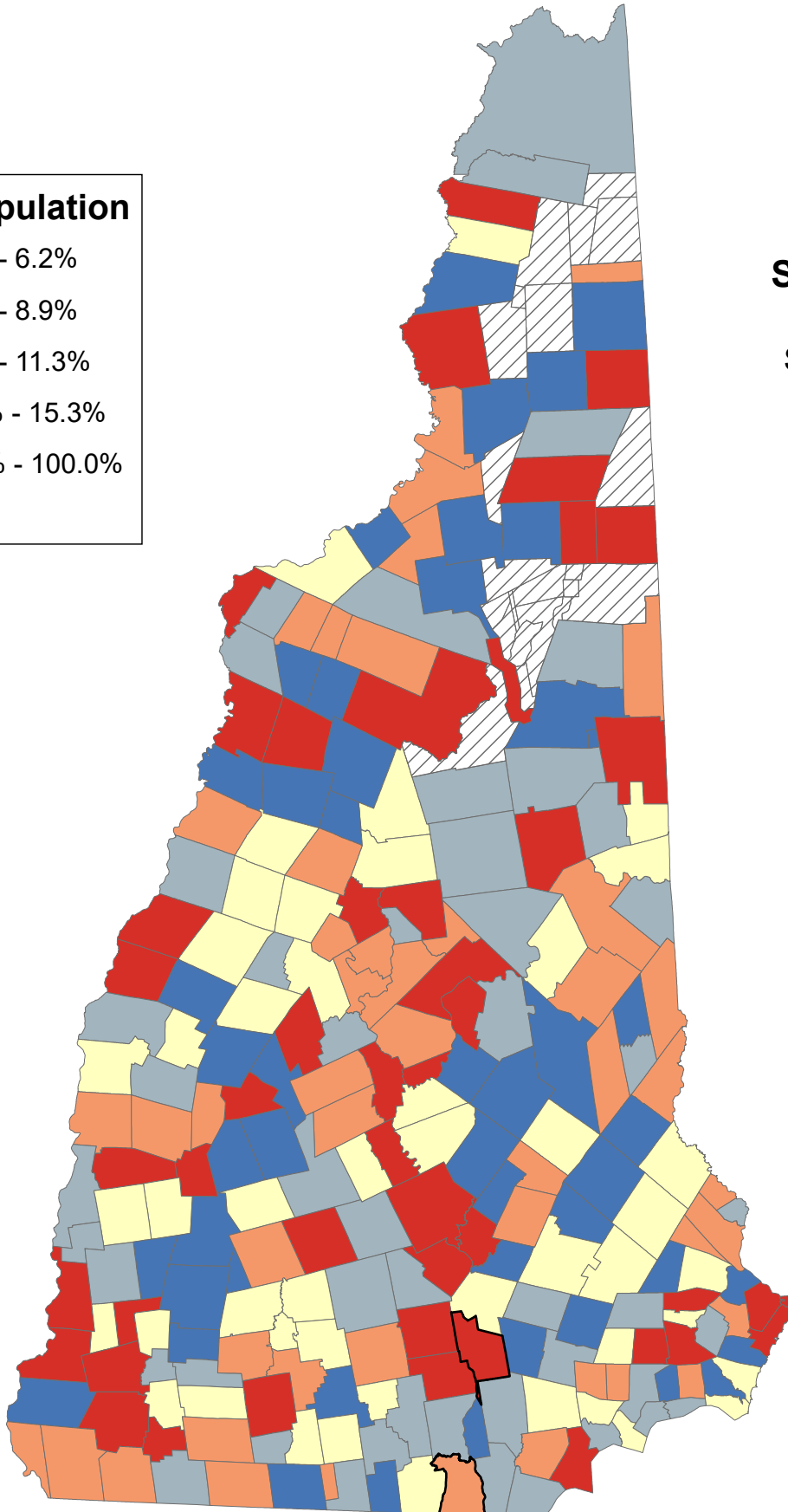


Percentage of Population Age 85+ Years among People Age 65+ Years

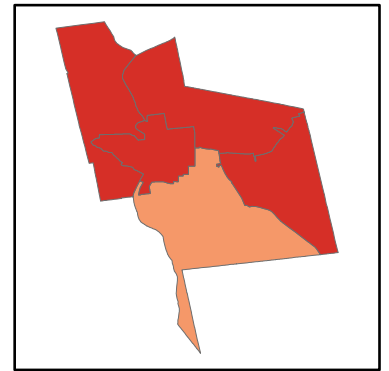


State Average: 12.9%

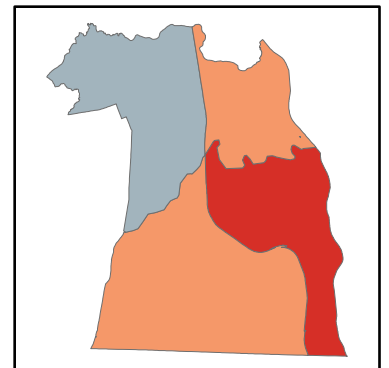
Source: ACS, 2012-2016



Manchester Neighborhoods



Nashua Neighborhoods



% 85 Years or Older

Acworth	9.28%	Dalton	6.07%	Haverhill	17.60%	Nelson	4.42%	South Hampton	8.86%	Manchester	
Albany	6.72%	Danbury	16.13%	Hebron	12.05%	New Boston	12.55%	Springfield	4.25%	Central Manchester	19.09%
Alexandria	10.85%	Danville	15.17%	Henniker	16.18%	New Castle	23.08%	Stark	3.97%	Manchester: West	17.70%
Allenstown	5.57%	Deerfield	10.73%	Hill	6.90%	New Durham	11.55%	Stewartstown	21.26%	Manchester: South	14.64%
Alstead	6.69%	Deering	9.77%	Hillsborough	11.72%	New Hampton	11.84%	Stoddard	2.37%	Manchester: North	18.10%
Alton	5.38%	Derry	10.30%	Hinsdale	11.79%	New Ipswich	6.18%	Strafford	4.89%	Manchester: East	16.93%
Amherst	7.63%	Dorchester	9.76%	Holderness	16.67%	New London	26.37%	Stratford	16.03%		
Andover	14.75%	Dover	15.25%	Hollis	10.01%	Newbury	2.31%	Stratham	7.71%	Nashua	
Antrim	9.44%	Dublin	10.99%	Hooksett	9.70%	Newfields	9.09%	Sugar Hill	11.73%	Nashua: Zip 03060	17.42%
Ashland	8.64%	Dummer	5.00%	Hopkinton	7.79%	Newington	1.15%	Sullivan	9.30%	Nashua: Zip 03062	14.95%
Atkinson	7.66%	Dunbarton	6.55%	Hudson	8.11%	Newmarket	17.56%	Sunapee	12.70%	Nashua: Zip 03063	8.08%
Auburn	5.28%	Durham	11.23%	Jackson	6.27%	Newport	11.77%	Surry	8.88%	Nashua: Zip 03064	11.59%
Barnstead	10.66%	East Kingston	3.47%	Jaffrey	14.26%	Newton	7.58%	Sutton	3.08%		
Barrington	10.98%	Easton	3.85%	Jefferson	4.92%	North Hampton	6.01%	Swanzy	17.57%		
Bartlett	5.96%	Eaton	9.57%	Keene	17.91%	Northfield	10.65%	Tamworth	23.85%		
Bath	7.50%	Effingham	8.22%	Kensington	12.16%	Northumberland	13.75%	Temple	11.22%		
Bedford	19.29%	Ellsworth	0.00%	Kingston	8.22%	Northwood	3.15%	Thornton	10.24%	Unincorporated Places	
Belmont	6.06%	Enfield	4.19%	Laconia	16.29%	Nottingham	10.89%	Tilton	24.32%	<i>Atkinson and Gilmanton Academy Grant</i>	
Bennington	9.85%	Epping	8.00%	Lancaster	14.57%	Orange	8.75%	Troy	18.31%	<i>Bean's Grant</i>	
Benton	17.61%	Epsom	13.21%	Landaff	3.74%	Orford	13.68%	Tuftonboro	11.16%	<i>Bean's Purchase</i>	
Berlin	22.81%	Errol	1.08%	Langdon	8.73%	Ossipee	14.38%	Unity	22.22%	<i>Cambridge</i>	
Bethlehem	7.80%	Exeter	16.58%	Lebanon	18.97%	Pelham	7.52%	Wakefield	12.14%	<i>Chandler's Purchase</i>	
Boscawen	27.91%	Farmington	5.93%	Lee	0.00%	Pembroke	15.59%	Walpole	19.74%	<i>Crawford's Purchase</i>	
Bow	19.68%	Fitzwilliam	6.79%	Lempster	9.71%	Peterborough	21.95%	Warner	7.41%	<i>Cutt's Grant</i>	
Bradford	9.57%	Francestown	10.67%	Lincoln	27.37%	Piermont	3.61%	Warren	4.97%	<i>Dix's Grant</i>	
Brentwood	20.15%	Franconia	12.17%	Lisbon	11.98%	Pittsburg	7.58%	Washington	4.78%	<i>Dixville</i>	
Bridgewater	11.39%	Franklin	19.84%	Litchfield	1.41%	Pittsfield	14.48%	Waterville Valley	7.84%	<i>Erving's Location</i>	
Bristol	11.97%	Freedom	10.78%	Littleton	11.29%	Plainfield	7.73%	Weare	7.03%	<i>Green's Grant</i>	
Brookfield	4.55%	Fremont	10.27%	Londonderry	7.30%	Plaistow	9.37%	Webster	11.25%	<i>Hadley's Purchase</i>	
Brookline	5.74%	Gilford	7.11%	Loudon	3.90%	Plymouth	20.62%	Wentworth	9.40%	<i>Kilkenny</i>	
Campton	10.34%	Gilmanton	2.08%	Lyman	6.67%	Portsmouth	16.52%	Westmoreland	17.06%	<i>Livermore</i>	
Canaan	11.15%	Gilsum	17.12%	Lyme	7.34%	Randolph	4.20%	Whitefield	12.53%	<i>Low and Burbank's Grant</i>	
Candia	8.70%	Goffstown	16.57%	Lyndeborough	2.76%	Raymond	5.41%	Wilmot	1.44%	<i>Martin's Location</i>	
Canterbury	10.41%	Gorham	16.24%	Madbury	14.61%	Richmond	12.35%	Wilton	11.17%	<i>Millsfield</i>	
Carroll	0.95%	Goshen	16.26%	Madison	7.55%	Rindge	11.44%	Winchester	12.32%	<i>Odell</i>	
Center Harbor	11.91%	Grafton	9.27%	Manchester	17.26%	Rochester	10.83%	Windham	11.30%	<i>Pinkham's Grant</i>	
Charlestown	8.48%	Grantham	9.34%	Marlborough	10.30%	Rollinsford	8.79%	Windsor	0.00%	<i>Sargent's Purchase</i>	
Chatham	12.33%	Greenfield	14.77%	Marlow	4.00%	Roxbury	8.33%	Wolfeboro	15.19%	<i>Second College Grant</i>	
Chester	6.89%	Greenland	15.20%	Mason	7.66%	Rumney	11.91%	Woodstock	0.00%	<i>Success</i>	
Chesterfield	1.80%	Greenville	13.89%	Meredith	17.77%	Rye	19.42%			<i>Thompson and Meserves Purchase</i>	
Chichester	3.17%	Groton	10.11%	Merrimack	8.03%	Salem	16.30%			<i>Wentworth's Location</i>	
Claremont	13.82%	Hale's Location	4.59%	Middleton	7.14%	Salisbury	13.33%				
Clarksville	7.14%	Hampstead	9.05%	Milan	6.48%	Sanbornton	15.19%				
Colebrook	10.24%	Hampton	9.74%	Milford	8.01%	Sandown	12.39%				
Columbia	2.44%	Hampton Falls	4.72%	Milton	12.96%	Sandwich	7.34%				
Concord	21.90%	Hancock	12.28%	Monroe	15.38%	Seabrook	10.57%				
Conway	15.47%	Hanover	27.82%	Mont Vernon	9.94%	Sharon	8.41%				
Cornish	10.03%	Harrisville	6.47%	Moultonborough	8.45%	Shelburne	19.23%				
Croydon	7.41%	Hart's Location	25.00%	Nashua	14.00%	Somersworth	13.79%				

% 85 Years or Older (Ranked)

Boscawen	27.91%	Wolfeboro	15.19%	Canaan	11.15%	Sharon	8.41%	Alton	5.38%	Manchester	
Hanover	27.82%	Danville	15.17%	Dublin	10.99%	Roxbury	8.33%	Auburn	5.28%	Central Manchester	19.09%
Lincoln	27.37%	Greenfield	14.77%	Barrington	10.98%	Effingham	8.22%	Dummer	5.00%	Manchester: North	18.10%
New London	26.37%	Andover	14.75%	Nottingham	10.89%	Kingston	8.22%	Warren	4.97%	Manchester: West	17.70%
Hart's Location	25.00%	Madbury	14.61%	Alexandria	10.85%	Hudson	8.11%	Jefferson	4.92%	Manchester: East	16.93%
Tilton	24.32%	Lancaster	14.57%	Rochester	10.83%	Merrimack	8.03%	Strafford	4.89%	Manchester: South	14.64%
Tamworth	23.85%	Pittsfield	14.48%	Freedom	10.78%	Milford	8.01%	Washington	4.78%		
New Castle	23.08%	Ossipee	14.38%	Deerfield	10.73%	Epping	8.00%	Hampton Falls	4.72%	Nashua	
Berlin	22.81%	Jaffrey	14.26%	Francestown	10.67%	Waterville Valley	7.84%	Hale's Location	4.59%	Nashua: Zip 03060	17.42%
Unity	22.22%	Nashua	14.00%	Barnstead	10.66%	Bethlehem	7.80%	Brookfield	4.55%	Nashua: Zip 03062	14.95%
Peterborough	21.95%	Greenville	13.89%	Northfield	10.65%	Hopkinton	7.79%	Nelson	4.42%	Nashua: Zip 03064	11.59%
Concord	21.90%	Claremont	13.82%	Seabrook	10.57%	Plainfield	7.73%	Springfield	4.25%	Nashua: Zip 03063	8.08%
Stewartstown	21.26%	Somersworth	13.79%	Canterbury	10.41%	Stratham	7.71%	Randolph	4.20%		
Plymouth	20.62%	Northumberland	13.75%	Campton	10.34%	Atkinson	7.66%	Enfield	4.19%		
Brentwood	20.15%	Orford	13.68%	Derry	10.30%	Mason	7.66%	Marlow	4.00%		
Franklin	19.84%	Salisbury	13.33%	Marlborough	10.30%	Amherst	7.63%	Stark	3.97%		
Walpole	19.74%	Epsom	13.21%	Fremont	10.27%	Newton	7.58%	Loudon	3.90%	Unincorporated Places	
Bow	19.68%	Milton	12.96%	Colebrook	10.24%	Pittsburg	7.58%	Easton	3.85%	<i>Atkinson and Gilmanton Academy Grant</i>	
Rye	19.42%	Sunapee	12.70%	Thornton	10.24%	Madison	7.55%	Landaff	3.74%	<i>Bean's Grant</i>	
Bedford	19.29%	New Boston	12.55%	Groton	10.11%	Pelham	7.52%	Piermont	3.61%	<i>Bean's Purchase</i>	
Shelburne	19.23%	Whitefield	12.53%	Cornish	10.03%	Bath	7.50%	East Kingston	3.47%	<i>Cambridge</i>	
Lebanon	18.97%	Sandown	12.39%	Hollis	10.01%	Warner	7.41%	Chichester	3.17%	<i>Chandler's Purchase</i>	
Troy	18.31%	Richmond	12.35%	Mont Vernon	9.94%	Croydon	7.41%	Newington	3.15%	<i>Crawford's Purchase</i>	
Keene	17.91%	Chatham	12.33%	Bennington	9.85%	Lyme	7.34%	Sutton	3.08%	<i>Cutt's Grant</i>	
Meredith	17.77%	Winchester	12.32%	Deering	9.77%	Sandwich	7.34%	Lyndeborough	2.76%	<i>Dix's Grant</i>	
Benton	17.61%	Hancock	12.28%	Dorchester	9.76%	Londonderry	7.30%	Columbia	2.44%	<i>Dixville</i>	
Haverhill	17.60%	Franconia	12.17%	Hampton	9.74%	Clarksville	7.14%	Stoddard	2.37%	<i>Erving's Location</i>	
Swanzy	17.57%	Kensington	12.16%	Lempster	9.71%	Middleton	7.14%	Newbury	2.31%	<i>Green's Grant</i>	
Newmarket	17.56%	Wakefield	12.14%	Hooksett	9.70%	Gilford	7.11%	Gilmanton	2.08%	<i>Hadley's Purchase</i>	
Manchester	17.26%	Hebron	12.05%	Eaton	9.57%	Weare	7.03%	Chesterfield	1.80%	<i>Kilkenny</i>	
Gilsum	17.12%	Lisbon	11.98%	Bradford	9.57%	Hill	6.90%	Wilmot	1.44%	<i>Livermore</i>	
Westmoreland	17.06%	Bristol	11.97%	Antrim	9.44%	Chester	6.89%	Litchfield	1.41%	<i>Low and Burbank's Grant</i>	
Holderness	16.67%	Center Harbor	11.91%	Wentworth	9.40%	Fitzwilliam	6.79%	Newington	1.15%	<i>Martin's Location</i>	
Exeter	16.58%	Rumney	11.91%	Plaistow	9.37%	Albany	6.72%	Errol	1.08%	<i>Millsfield</i>	
Goffstown	16.57%	New Hampton	11.84%	Grantham	9.34%	Alstead	6.69%	Carroll	0.95%	<i>Odell</i>	
Portsmouth	16.52%	Hinsdale	11.79%	Sullivan	9.30%	Lyman	6.67%	Ellsworth	0.00%	<i>Pinkham's Grant</i>	
Salem	16.30%	Newport	11.77%	Acworth	9.28%	Dunbarton	6.55%	Lee	0.00%	<i>Sargent's Purchase</i>	
Laconia	16.29%	Sugar Hill	11.73%	Grafton	9.27%	Milan	6.48%	Windsor	0.00%	<i>Second College Grant</i>	
Goshen	16.26%	Hillsborough	11.72%	Newfields	9.09%	Harrisville	6.47%	Woodstock	0.00%	<i>Success</i>	
Gorham	16.24%	New Durham	11.55%	Hampstead	9.05%	Jackson	6.27%			<i>Thompson and Meserves Purchase</i>	
Henniker	16.18%	Rindge	11.44%	Surry	8.88%	New Ipswich	6.18%			<i>Wentworth's Location</i>	
Danbury	16.13%	Bridgewater	11.39%	South Hampton	8.86%	Dalton	6.07%				
Stratford	16.03%	Windham	11.30%	Rollinsford	8.79%	Belmont	6.06%				
Pembroke	15.59%	Littleton	11.29%	Orange	8.75%	North Hampton	6.01%				
Conway	15.47%	Webster	11.25%	Langdon	8.73%	Bartlett	5.96%				
Monroe	15.38%	Durham	11.23%	Candia	8.70%	Farmington	5.93%				
Dover	15.25%	Temple	11.22%	Ashland	8.64%	Brookline	5.74%				
Greenland	15.20%	Wilton	11.17%	Charlestown	8.48%	Allenstown	5.57%				
Sanbornton	15.19%	Tuftsboro	11.16%	Moultonborough	8.45%	Raymond	5.41%				