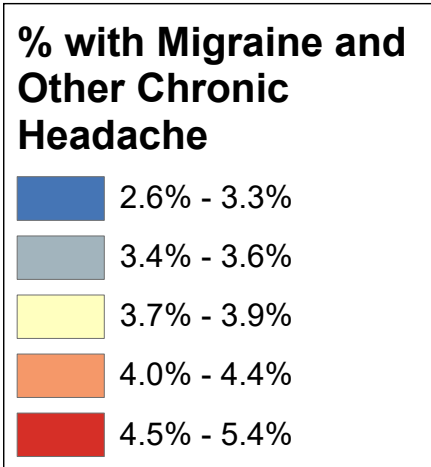
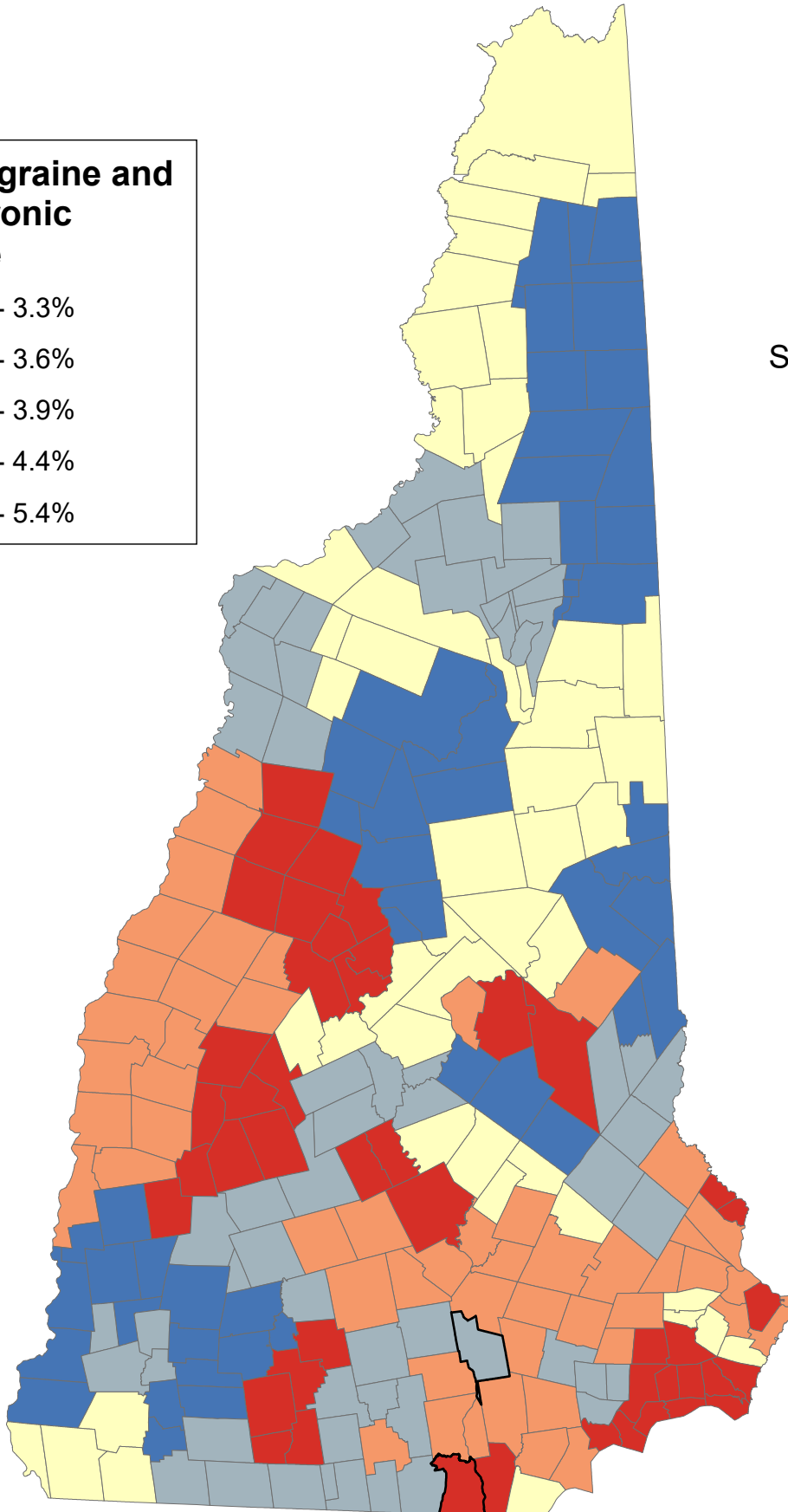


Percentage of Medicare Beneficiaries Age 65+ Ever Diagnosed with Migraine and Other Chronic Headache

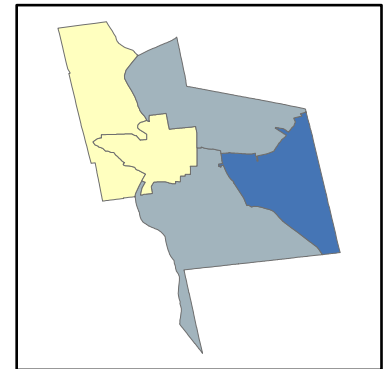


State Average: 4.0%

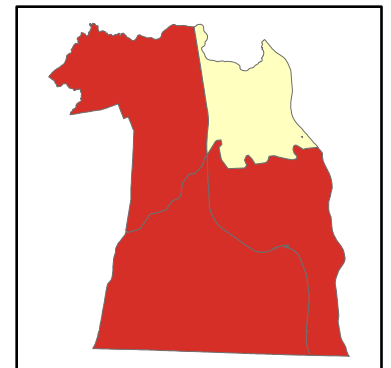
Source: CMS, 2014, 2015



Manchester Neighborhoods



Nashua Neighborhoods



% 65+ with Migraine and Other Chronic Headache

Acworth	3.30%	Dalton	3.59%	Haverhill	3.51%	Nelson	3.04%	South Hampton	4.96%	Manchester	
Albany	3.61%	Danbury	3.91%	Hebron	4.49%	New Boston	3.50%	Springfield	4.91%	Central Manchester	3.86%
Alexandria	4.49%	Danville	3.36%	Henniker	4.29%	New Castle	4.00%	Stark	3.89%	Manchester: West	3.69%
Allenstown	4.05%	Deerfield	4.10%	Hill	3.91%	New Durham	3.53%	Stewartstown	3.89%	Manchester: South	3.58%
Alstead	3.30%	Deering	3.58%	Hillsborough	3.58%	New Hampton	3.91%	Stoddard	3.04%	Manchester: North	3.47%
Alton	4.53%	Derry	4.22%	Hinsdale	3.91%	New Ipswich	3.38%	Strafford	3.53%	Manchester: East	2.61%
Amherst	3.41%	Dorchester	4.49%	Holderness	3.10%	New London	4.91%	Stratford	3.89%		
Andover	3.58%	Dover	4.05%	Hollis	3.42%	Newbury	5.26%	Stratham	3.91%	Nashua	
Antrim	3.04%	Dublin	3.04%	Hooksett	4.10%	Newfields	3.91%	Sugar Hill	3.78%	Nashua: Zip 03060	4.68%
Ashland	3.10%	Dummer	2.95%	Hopkinton	4.29%	Newington	4.00%	Sullivan	3.33%	Nashua: Zip 03062	5.05%
Atkinson	4.51%	Dunbarton	4.29%	Hudson	4.57%	Newmarket	3.91%	Sunapee	5.26%	Nashua: Zip 03063	4.61%
Auburn	4.10%	Durham	4.37%	Jackson	3.61%	Newport	4.04%	Surry	3.33%	Nashua: Zip 03064	3.80%
Barnstead	3.08%	East Kingston	4.96%	Jaffrey	3.38%	Newton	4.96%	Sutton	5.26%		
Barrington	3.53%	Easton	3.78%	Jefferson	3.59%	North Hampton	3.91%	Swanzey	3.91%		
Bartlett	3.61%	Eaton	2.91%	Keene	3.33%	Northfield	3.55%	Tamworth	3.68%		
Bath	3.51%	Effingham	2.91%	Kensington	5.21%	Northumberland	3.89%	Temple	5.44%		
Bedford	4.14%	Ellsworth	3.10%	Kingston	4.96%	Northwood	3.82%	Thornton	3.10%	Unincorporated Places	
Belmont	3.08%	Enfield	4.36%	Laconia	4.01%	Nottingham	4.40%	Tilton	3.55%	<i>Atkinson and Gilmanton Academy Grant</i>	
Bennington	3.04%	Epping	4.40%	Lancaster	3.59%	Orange	4.39%	Troy	3.04%	<i>Bean's Grant</i>	
Benton	3.51%	Epsom	4.05%	Landaff	3.51%	Orford	4.39%	Tuftonboro	3.68%	<i>Bean's Purchase</i>	
Berlin	2.95%	Errol	2.95%	Langdon	3.30%	Ossipee	2.91%	Unity	4.04%	<i>Cambridge</i>	
Bethlehem	3.78%	Exeter	5.21%	Lebanon	4.36%	Pelham	3.74%	Wakefield	2.91%	<i>Chandler's Purchase</i>	
Boscawen	4.80%	Farmington	3.53%	Lee	4.37%	Pembroke	4.05%	Walpole	3.30%	<i>Crawford's Purchase</i>	
Bow	4.29%	Fitzwilliam	3.38%	Lempster	5.26%	Peterborough	5.44%	Warner	3.58%	<i>Cutt's Grant</i>	
Bradford	3.58%	Francestown	5.44%	Lincoln	3.10%	Piermont	4.39%	Warren	4.49%	<i>Dix's Grant</i>	
Brentwood	5.21%	Franconia	3.78%	Lisbon	3.51%	Pittsburg	3.89%	Washington	3.58%	<i>Dixville</i>	
Bridgewater	4.49%	Franklin	3.55%	Litchfield	4.38%	Pittsfield	3.82%	Waterville Valley	3.10%	<i>Erving's Location</i>	
Bristol	4.49%	Freedom	2.91%	Littleton	3.78%	Plainfield	4.36%	Weare	4.29%	<i>Green's Grant</i>	
Brookfield	2.91%	Fremont	4.40%	Londonderry	4.05%	Plaisow	4.51%	Webster	4.80%	<i>Hadley's Purchase</i>	
Brookline	3.42%	Gilford	4.53%	Loudon	3.82%	Plymouth	4.49%	Wentworth	4.49%	<i>Kilkenny</i>	
Campton	3.10%	Gilmanton	3.08%	Lyman	3.51%	Portsmouth	4.64%	Westmoreland	3.30%	<i>Livermore</i>	
Canaan	4.39%	Gilsum	3.30%	Lyme	4.39%	Randolph	3.59%	Whitefield	3.59%	<i>Low and Burbank's Grant</i>	
Candia	4.10%	Goffstown	3.50%	Lyndeborough	3.41%	Raymond	4.40%	Wilmot	4.91%	<i>Martin's Location</i>	
Canterbury	3.82%	Gorham	2.95%	Madbury	4.37%	Richmond	3.91%	Wilton	3.41%	<i>Millsfield</i>	
Carroll	3.59%	Goshen	5.26%	Madison	3.61%	Rindge	3.38%	Winchester	3.91%	<i>Odell</i>	
Center Harbor	3.91%	Grafton	4.39%	Manchester	3.53%	Rochester	4.18%	Windham	4.05%	<i>Pinkham's Grant</i>	
Charlestown	4.04%	Grantham	4.36%	Marlborough	3.04%	Rollinsford	4.41%	Windsor	3.58%	<i>Sargent's Purchase</i>	
Chatham	3.61%	Greenfield	5.44%	Marlow	3.30%	Roxbury	3.33%	Wolfeboro	4.07%	<i>Second College Grant</i>	
Chester	3.36%	Greenland	4.00%	Mason	3.42%	Rumney	4.49%	Woodstock	3.10%	<i>Success</i>	
Chesterfield	3.30%	Greenville	3.42%	Meredith	3.91%	Rye	4.00%			<i>Thompson and Meserves Purchase</i>	
Chichester	3.82%	Groton	4.49%	Merrimack	4.38%	Salem	4.36%			<i>Wentworth's Location</i>	
Claremont	4.04%	Hale's Location	3.61%	Middleton	3.53%	Salisbury	3.58%				
Clarksville	3.89%	Hampstead	3.36%	Milan	2.95%	Sanbornton	3.91%				
Colebrook	3.89%	Hampton	4.43%	Milford	4.07%	Sandown	3.36%				
Columbia	3.89%	Hampton Falls	4.43%	Milton	3.53%	Sandwich	3.68%				
Concord	4.80%	Hancock	3.04%	Monroe	3.51%	Seabrook	4.96%				
Conway	3.61%	Hanover	4.39%	Mont Vernon	3.41%	Sharon	5.44%				
Cornish	4.04%	Harrisville	3.04%	Moultonborough	3.68%	Shelburne	2.95%				
Croydon	4.04%	Hart's Location	3.61%	Nashua	4.68%	Somersworth	4.41%				

% 65+ with Migraine and Other Chronic Headache (Ranked)

Francestown	5.44%	Canaan	4.39%	Richmond	3.91%	Whitefield	3.59%	Alstead	3.30%	Manchester	
Greenfield	5.44%	Grafton	4.39%	Swanzey	3.91%	Andover	3.58%	Chesterfield	3.30%	Central Manchester	3.86%
Peterborough	5.44%	Hanover	4.39%	Winchester	3.91%	Bradford	3.58%	Gilsum	3.30%	Manchester: West	3.69%
Sharon	5.44%	Lyme	4.39%	Newfields	3.91%	Deering	3.58%	Langdon	3.30%	Manchester: South	3.58%
Temple	5.44%	Orange	4.39%	Newmarket	3.91%	Hillsborough	3.58%	Marlow	3.30%	Manchester: North	3.47%
Goshen	5.26%	Orford	4.39%	North Hampton	3.91%	Salisbury	3.58%	Walpole	3.30%	Manchester: East	2.61%
Lempster	5.26%	Piermont	4.39%	Stratham	3.91%	Warner	3.58%	Westmoreland	3.30%		
Newbury	5.26%	Litchfield	4.38%	Center Harbor	3.91%	Washington	3.58%	Ashland	3.10%	Nashua	
Sunapee	5.26%	Merrimack	4.38%	Danbury	3.91%	Windsor	3.58%	Campton	3.10%	Nashua: Zip 03062	5.05%
Sutton	5.26%	Durham	4.37%	Hill	3.91%	Franklin	3.55%	Ellsworth	3.10%	Nashua: Zip 03060	4.68%
Brentwood	5.21%	Lee	4.37%	Meredith	3.91%	Northfield	3.55%	Holderness	3.10%	Nashua: Zip 03063	4.61%
Exeter	5.21%	Madbury	4.37%	New Hampton	3.91%	Tilton	3.55%	Lincoln	3.10%	Nashua: Zip 03064	3.80%
Kensington	5.21%	Enfield	4.36%	Sanbornton	3.91%	Manchester	3.53%	Thornton	3.10%		
East Kingston	4.96%	Grantham	4.36%	Clarksville	3.89%	Barrington	3.53%	Waterville Valley	3.10%		
Kingston	4.96%	Lebanon	4.36%	Colebrook	3.89%	Farmington	3.53%	Woodstock	3.10%		
Newton	4.96%	Plainfield	4.36%	Columbia	3.89%	Middleton	3.53%	Barnstead	3.08%		
Seabrook	4.96%	Salem	4.36%	Northumberland	3.89%	Milton	3.53%	Belmont	3.08%	Unincorporated Places	
South Hampton	4.96%	Bow	4.29%	Pittsburg	3.89%	New Durham	3.53%	Gilmanton	3.08%	<i>Atkinson and Gilmanton Academy Grant</i>	
New London	4.91%	Dunbarton	4.29%	Stark	3.89%	Strafford	3.53%	Antrim	3.04%	<i>Bean's Grant</i>	
Springfield	4.91%	Henniker	4.29%	Stewartstown	3.89%	Bath	3.51%	Bennington	3.04%	<i>Bean's Purchase</i>	
Wilmot	4.91%	Hopkinton	4.29%	Stratford	3.89%	Benton	3.51%	Dublin	3.04%	<i>Cambridge</i>	
Boscawen	4.80%	Weare	4.29%	Canterbury	3.82%	Haverhill	3.51%	Hancock	3.04%	<i>Chandler's Purchase</i>	
Concord	4.80%	Derry	4.22%	Chichester	3.82%	Landaff	3.51%	Shelburne	3.04%	<i>Crawford's Purchase</i>	
Webster	4.80%	Rochester	4.18%	Loudon	3.82%	Lisbon	3.51%	Marlborough	3.04%	<i>Cutt's Grant</i>	
Nashua	4.68%	Bedford	4.14%	Northwood	3.82%	Lyman	3.51%	Nelson	3.04%	<i>Dix's Grant</i>	
Portsmouth	4.64%	Auburn	4.10%	Pittsfield	3.82%	Monroe	3.51%	Stoddard	3.04%	<i>Dixville</i>	
Hudson	4.57%	Candia	4.10%	Bethlehem	3.78%	Goffstown	3.50%	Troy	3.04%	<i>Erving's Location</i>	
Alton	4.53%	Deerfield	4.10%	Easton	3.78%	New Boston	3.50%	Berlin	2.95%	<i>Green's Grant</i>	
Gilford	4.53%	Hooksett	4.10%	Franconia	3.78%	Brookline	3.42%	Dummer	2.95%	<i>Hadley's Purchase</i>	
Atkinson	4.51%	Milford	4.07%	Littleton	3.78%	Greenville	3.42%	Errol	2.95%	<i>Kilkenny</i>	
Plaistow	4.51%	Wolfeboro	4.07%	Sugar Hill	3.78%	Hollis	3.42%	Gorham	2.95%	<i>Livermore</i>	
Alexandria	4.49%	Allenstown	4.05%	Pelham	3.74%	Mason	3.42%	Milan	2.95%	<i>Low and Burbank's Grant</i>	
Bridgewater	4.49%	Epsom	4.05%	Moultonborough	3.68%	Amherst	3.41%	Shelburne	2.95%	<i>Martin's Location</i>	
Bristol	4.49%	Pembroke	4.05%	Sandwich	3.68%	Lyndeborough	3.41%	Brookfield	2.91%	<i>Millsfield</i>	
Dorchester	4.49%	Dover	4.05%	Tamworth	3.68%	Mont Vernon	3.41%	Eaton	2.91%	<i>Odell</i>	
Groton	4.49%	Londonderry	4.05%	Tuftonboro	3.68%	Wilton	3.41%	Effingham	2.91%	<i>Pinkham's Grant</i>	
Hebron	4.49%	Windham	4.05%	Albany	3.61%	Fitzwilliam	3.38%	Freedom	2.91%	<i>Sargent's Purchase</i>	
Plymouth	4.49%	Charlestown	4.04%	Bartlett	3.61%	Jaffrey	3.38%	Ossipee	2.91%	<i>Second College Grant</i>	
Rumney	4.49%	Claremont	4.04%	Chatham	3.61%	New Ipswich	3.38%	Wakefield	2.91%	<i>Success</i>	
Warren	4.49%	Cornish	4.04%	Conway	3.61%	Rindge	3.38%			<i>Thompson and Meserves Purchase</i>	
Wentworth	4.49%	Croydon	4.04%	Hale's Location	3.61%	Chester	3.36%			<i>Wentworth's Location</i>	
Hampton	4.43%	Newport	4.04%	Hart's Location	3.61%	Danville	3.36%				
Hampton Falls	4.43%	Unity	4.04%	Jackson	3.61%	Hampstead	3.36%				
Rollinsford	4.41%	Laconia	4.01%	Madison	3.61%	Sandown	3.36%				
Somersworth	4.41%	Greenland	4.00%	Carroll	3.59%	Keene	3.33%				
Epping	4.40%	New Castle	4.00%	Dalton	3.59%	Roxbury	3.33%				
Fremont	4.40%	Newington	4.00%	Jefferson	3.59%	Sullivan	3.33%				
Nottingham	4.40%	Rye	4.00%	Lancaster	3.59%	Surry	3.33%				
Raymond	4.40%	Hinsdale	3.91%	Randolph	3.59%	Acworth	3.30%				