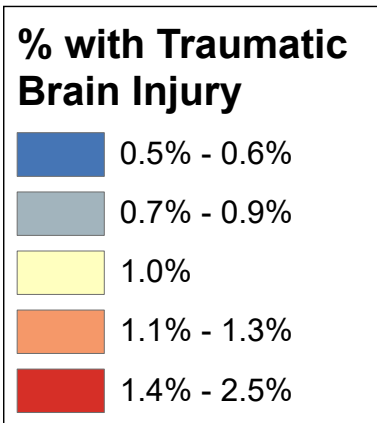
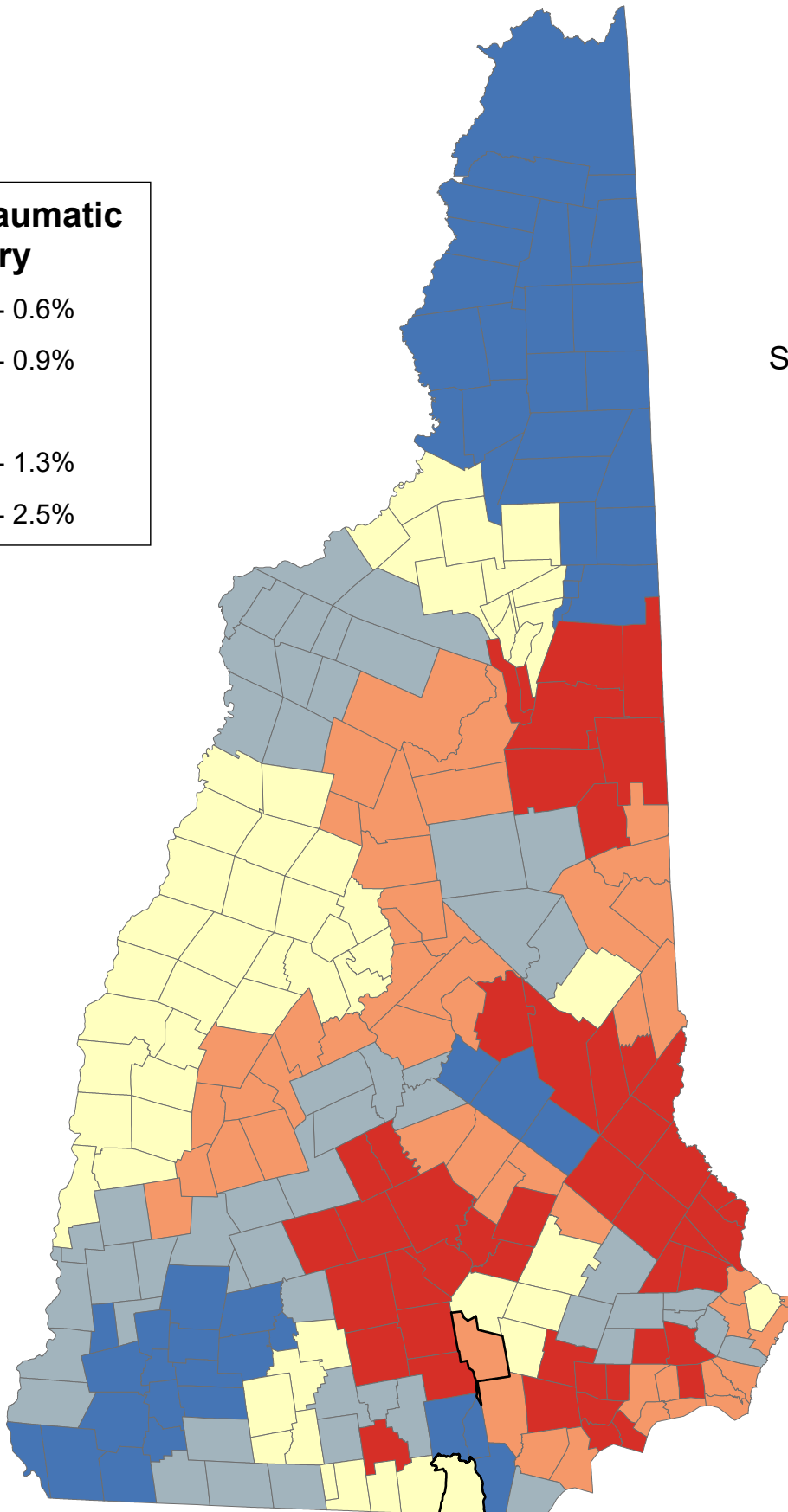


Percentage of Medicare Beneficiaries Age 65+ Ever Diagnosed with Traumatic Brain Injury

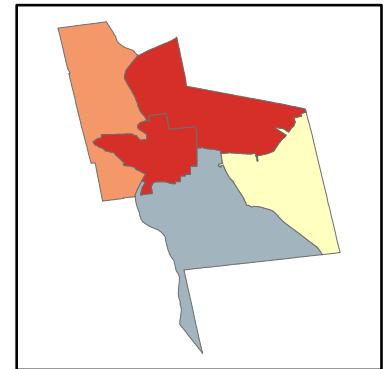


State Average: 1.1%

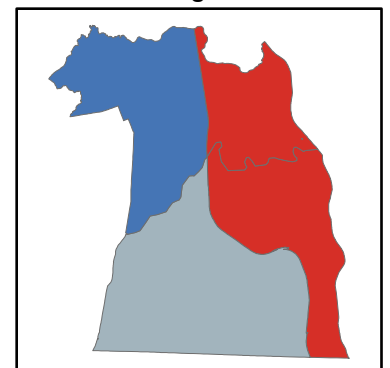
Source: CMS, 2014, 2015



Manchester Neighborhoods



Nashua Neighborhoods



% 65+ with Traumatic Brain Injury

Acworth	0.80%	Dalton	0.98%	Haverhill	0.88%	Nelson	0.62%	South Hampton	1.06%	Manchester	
Albany	1.29%	Danbury	1.23%	Hebron	0.89%	New Boston	1.25%	Springfield	1.06%	Central Manchester	1.52%
Alexandria	0.89%	Danville	1.40%	Henniker	1.38%	New Castle	1.23%	Stark	0.65%	Manchester: West	1.05%
Allenstown	1.45%	Deerfield	0.92%	Hill	1.23%	New Durham	1.50%	Stewartstown	0.65%	Manchester: South	0.88%
Alstead	0.80%	Deering	0.75%	Hillsborough	0.75%	New Hampton	1.23%	Stoddard	0.62%	Manchester: North	1.25%
Alton	1.27%	Derry	1.36%	Hinsdale	0.48%	New Ipswich	0.65%	Strafford	1.50%	Manchester: East	0.89%
Amherst	0.86%	Dorchester	0.89%	Holderness	1.06%	New London	1.06%	Stratford	0.65%		
Andover	0.75%	Dover	1.36%	Hollis	0.93%	Newbury	1.25%	Stratham	0.84%	Nashua	
Antrim	0.62%	Dublin	0.62%	Hooksett	0.92%	Newfields	0.84%	Sugar Hill	0.85%	Nashua: Zip 03060	1.26%
Ashland	1.06%	Dummer	0.65%	Hopkinton	1.38%	Newington	1.23%	Sullivan	0.64%	Nashua: Zip 03062	0.68%
Atkinson	1.82%	Dunbarton	1.38%	Hudson	0.47%	Newmarket	0.84%	Sunapee	1.25%	Nashua: Zip 03063	0.52%
Auburn	0.92%	Durham	1.26%	Jackson	1.29%	Newport	0.89%	Surry	0.64%	Nashua: Zip 03064	1.39%
Barnstead	0.64%	East Kingston	1.06%	Jaffrey	0.65%	Newton	1.06%	Sutton	1.25%		
Barrington	1.50%	Easton	0.85%	Jefferson	0.98%	North Hampton	0.84%	Swanzey	0.48%		
Bartlett	1.29%	Eaton	1.03%	Keene	0.64%	Northfield	0.86%	Tamworth	0.88%		
Bath	0.88%	Effingham	1.03%	Kensington	1.48%	Northumberland	0.65%	Temple	0.96%		
Bedford	1.45%	Ellsworth	1.06%	Kingston	1.06%	Northwood	1.07%	Thornton	1.06%	Unincorporated Places	
Belmont	0.64%	Enfield	0.95%	Laconia	1.21%	Nottingham	0.85%	Tilton	0.86%	<i>Atkinson and Gilmanton Academy Grant</i>	
Bennington	0.62%	Epping	0.85%	Lancaster	0.98%	Orange	1.01%	Troy	0.62%	<i>Bean's Grant</i>	
Benton	0.88%	Epsom	1.45%	Landaff	0.88%	Orford	1.01%	Tuftonboro	0.88%	<i>Bean's Purchase</i>	
Berlin	0.65%	Errol	0.65%	Langdon	0.80%	Ossipee	1.03%	Unity	0.89%	<i>Cambridge</i>	
Bethlehem	0.85%	Exeter	1.48%	Lebanon	0.95%	Pelham	0.75%	Wakefield	1.03%	<i>Chandler's Purchase</i>	
Boscawen	2.45%	Farmington	1.50%	Lee	1.26%	Pembroke	1.45%	Walpole	0.80%	<i>Crawford's Purchase</i>	
Bow	1.38%	Fitzwilliam	0.65%	Lempster	1.25%	Peterborough	0.96%	Warner	0.75%	<i>Cutt's Grant</i>	
Bradford	0.75%	Francestown	0.96%	Lincoln	1.06%	Piermont	1.01%	Warren	0.89%	<i>Dix's Grant</i>	
Brentwood	1.48%	Franconia	0.85%	Lisbon	0.88%	Pittsburg	0.65%	Washington	0.75%	<i>Dixville</i>	
Bridgewater	0.89%	Franklin	0.86%	Litchfield	0.64%	Pittsfield	1.07%	Waterville Valley	1.06%	<i>Erving's Location</i>	
Bristol	0.89%	Freedom	1.03%	Littleton	0.85%	Plainfield	0.95%	Weare	1.38%	<i>Green's Grant</i>	
Brookfield	1.03%	Fremont	0.85%	Londonderry	1.15%	Plaisow	1.82%	Webster	2.45%	<i>Hadley's Purchase</i>	
Brookline	0.93%	Gilford	1.27%	Loudon	1.07%	Plymouth	0.89%	Wentworth	0.89%	<i>Kilkenny</i>	
Campton	1.06%	Gilmanton	0.64%	Lyman	0.88%	Portsmouth	0.95%	Westmoreland	0.80%	<i>Livermore</i>	
Canaan	1.01%	Gilsum	0.80%	Lyme	1.01%	Randolph	0.98%	Whitefield	0.98%	<i>Low and Burbank's Grant</i>	
Candia	0.92%	Goffstown	1.25%	Lyndeborough	0.86%	Raymond	0.85%	Wilmot	1.06%	<i>Martin's Location</i>	
Canterbury	1.07%	Gorham	0.65%	Madbury	1.26%	Richmond	0.48%	Wilton	0.86%	<i>Millsfield</i>	
Carroll	0.98%	Goshen	1.25%	Madison	1.29%	Rindge	0.65%	Winchester	0.48%	<i>Odell</i>	
Center Harbor	1.23%	Grafton	1.01%	Manchester	1.10%	Rochester	2.14%	Windham	1.15%	<i>Pinkham's Grant</i>	
Charlestown	0.89%	Grantham	0.95%	Marlborough	0.62%	Rollinsford	1.62%	Windsor	0.75%	<i>Sargent's Purchase</i>	
Chatham	1.29%	Greenfield	0.96%	Marlow	0.80%	Roxbury	0.64%	Wolfeboro	0.94%	<i>Second College Grant</i>	
Chester	1.40%	Greenland	1.23%	Mason	0.93%	Rumney	0.89%	Woodstock	1.06%	<i>Success</i>	
Chesterfield	0.80%	Greenville	0.93%	Meredith	1.23%	Rye	1.23%			<i>Thompson and Meserves Purchase</i>	
Chichester	1.07%	Groton	0.89%	Merrimack	0.64%	Salem	1.23%			<i>Wentworth's Location</i>	
Claremont	0.89%	Hale's Location	1.29%	Middleton	1.50%	Salisbury	0.75%				
Clarksville	0.65%	Hampstead	1.40%	Milan	0.65%	Sanbornton	1.23%				
Colebrook	0.65%	Hampton	1.22%	Milford	1.45%	Sandown	1.40%				
Columbia	0.65%	Hampton Falls	1.22%	Milton	1.50%	Sandwich	0.88%				
Concord	2.45%	Hancock	0.62%	Monroe	0.88%	Seabrook	1.06%				
Conway	1.29%	Hanover	1.01%	Mont Vernon	0.86%	Sharon	0.96%				
Cornish	0.89%	Harrisville	0.62%	Moultonborough	0.88%	Shelburne	0.65%				
Croydon	0.89%	Hart's Location	1.29%	Nashua	0.93%	Somersworth	1.62%				

% 65+ with Traumatic Brain Injury (Ranked)

Boscawen	2.45%	Lempster	1.25%	Grafton	1.01%	Benton	0.88%	New Ipswich	0.65%	Manchester	
Concord	2.45%	Newbury	1.25%	Hanover	1.01%	Haverhill	0.88%	Rindge	0.65%	Central Manchester	1.52%
Webster	2.45%	Sunapee	1.25%	Lyme	1.01%	Landaff	0.88%	Berlin	0.65%	Manchester: North	1.25%
Rochester	2.14%	Sutton	1.25%	Orange	1.01%	Lisbon	0.88%	Dummer	0.65%	Manchester: West	1.05%
Atkinson	1.82%	Salem	1.23%	Orford	1.01%	Lyman	0.88%	Errol	0.65%	Manchester: East	0.89%
Plaistow	1.82%	Greenland	1.23%	Piermont	1.01%	Monroe	0.88%	Gorham	0.65%	Manchester: South	0.88%
Rollinsford	1.62%	New Castle	1.23%	Carroll	0.98%	Moultonborough	0.88%	Milan	0.65%		
Somersworth	1.62%	Newington	1.23%	Dalton	0.98%	Sandwich	0.88%	Shelburne	0.65%	Nashua	
Barrington	1.50%	Rye	1.23%	Jefferson	0.98%	Tamworth	0.88%	Clarksville	0.65%	Nashua: Zip 03064	1.39%
Farmington	1.50%	Center Harbor	1.23%	Lancaster	0.98%	Tuftonboro	0.88%	Colebrook	0.65%	Nashua: Zip 03060	1.26%
Middleton	1.50%	Danbury	1.23%	Randolph	0.98%	Franklin	0.86%	Columbia	0.65%	Nashua: Zip 03062	0.68%
Milton	1.50%	Hill	1.23%	Whitefield	0.98%	Northfield	0.86%	Northumberland	0.65%	Nashua: Zip 03063	0.52%
New Durham	1.50%	Meredith	1.23%	Francestown	0.96%	Tilton	0.86%	Pittsburg	0.65%		
Strafford	1.50%	New Hampton	1.23%	Greenfield	0.96%	Amherst	0.86%	Stark	0.65%		
Brentwood	1.48%	Sanbornton	1.23%	Peterborough	0.96%	Lyndeborough	0.86%	Stewartstown	0.65%		
Exeter	1.48%	Hampton	1.22%	Sharon	0.96%	Mont Vernon	0.86%	Stratford	0.65%		
Kensington	1.48%	Hampton Falls	1.22%	Temple	0.96%	Wilton	0.86%	Litchfield	0.64%	Unincorporated Places	
Milford	1.45%	Laconia	1.21%	Portsmouth	0.95%	Bethlehem	0.85%	Merrimack	0.64%	<i>Atkinson and Gilmanton Academy Grant</i>	
Bedford	1.45%	Londonderry	1.15%	Enfield	0.95%	Easton	0.85%	Keene	0.64%	<i>Bean's Grant</i>	
Allenstown	1.45%	Windham	1.15%	Grantham	0.95%	Franconia	0.85%	Roxbury	0.64%	<i>Bean's Purchase</i>	
Epsom	1.45%	Manchester	1.10%	Lebanon	0.95%	Littleton	0.85%	Sullivan	0.64%	<i>Cambridge</i>	
Pembroke	1.45%	Canterbury	1.07%	Plainfield	0.95%	Sugar Hill	0.85%	Surry	0.64%	<i>Chandler's Purchase</i>	
Chester	1.40%	Chichester	1.07%	Wolfeboro	0.94%	Epping	0.85%	Stoddard	0.64%	<i>Crawford's Purchase</i>	
Danville	1.40%	Loudon	1.07%	Brookline	0.93%	Fremont	0.85%	Belmont	0.64%	<i>Cutt's Grant</i>	
Hampstead	1.40%	Northwood	1.07%	Greenville	0.93%	Nottingham	0.85%	Gilmanton	0.64%	<i>Dix's Grant</i>	
Sandown	1.40%	Pittsfield	1.07%	Hollis	0.93%	Raymond	0.85%	Antrim	0.62%	<i>Dixville</i>	
Bow	1.38%	Ashland	1.06%	Mason	0.93%	Newfields	0.84%	Bennington	0.62%	<i>Erving's Location</i>	
Hunbarton	1.38%	Campton	1.06%	Nashua	0.93%	Newmarket	0.84%	Dublin	0.62%	<i>Green's Grant</i>	
Henniker	1.38%	Ellsworth	1.06%	Auburn	0.92%	North Hampton	0.84%	Hancock	0.62%	<i>Hadley's Purchase</i>	
Hopkinton	1.38%	Holderness	1.06%	Candia	0.92%	Stratham	0.84%	Harrisville	0.62%	<i>Kilkenny</i>	
Weare	1.38%	Lincoln	1.06%	Deerfield	0.92%	Acworth	0.80%	Marlborough	0.62%	<i>Livermore</i>	
Derry	1.36%	Thornton	1.06%	Hooksett	0.92%	Alstead	0.80%	Nelson	0.62%	<i>Low and Burbank's Grant</i>	
Dover	1.36%	Waterville Valley	1.06%	Alexandria	0.89%	Chesterfield	0.80%	Stoddard	0.62%	<i>Martin's Location</i>	
Albany	1.29%	Woodstock	1.06%	Bridgewater	0.89%	Gilsum	0.80%	Troy	0.62%	<i>Millsfield</i>	
Bartlett	1.29%	East Kingston	1.06%	Bristol	0.89%	Langdon	0.80%	Hinsdale	0.48%	<i>Odell</i>	
Chatham	1.29%	Kingston	1.06%	Dorchester	0.89%	Marlow	0.80%	Richmond	0.48%	<i>Pinkham's Grant</i>	
Conway	1.29%	Newton	1.06%	Groton	0.89%	Walpole	0.80%	Swanzy	0.48%	<i>Sargent's Purchase</i>	
Hale's Location	1.29%	Seabrook	1.06%	Hebron	0.89%	Westmoreland	0.80%	Winchester	0.48%	<i>Second College Grant</i>	
Hart's Location	1.29%	South Hampton	1.06%	Plymouth	0.89%	Andover	0.75%	Hudson	0.47%	<i>Success</i>	
Jackson	1.29%	New London	1.06%	Rumney	0.89%	Bradford	0.75%			<i>Thompson and Meserves Purchase</i>	
Madison	1.29%	Springfield	1.06%	Warren	0.89%	Deering	0.75%			<i>Wentworth's Location</i>	
Alton	1.27%	Wilnot	1.06%	Wentworth	0.89%	Hillsborough	0.75%				
Gilford	1.27%	Brookfield	1.03%	Charlestown	0.89%	Salisbury	0.75%				
Durham	1.26%	Eaton	1.03%	Claremont	0.89%	Warner	0.75%				
Lee	1.26%	Effingham	1.03%	Cornish	0.89%	Washington	0.75%				
Madbury	1.26%	Freedom	1.03%	Croydon	0.89%	Windsor	0.75%				
Goffstown	1.25%	Ossipee	1.03%	Newport	0.89%	Pelham	0.75%				
New Boston	1.25%	Wakefield	1.03%	Unity	0.89%	Fitzwilliam	0.65%				
Goshen	1.25%	Canaan	1.01%	Bath	0.88%	Jaffrey	0.65%				