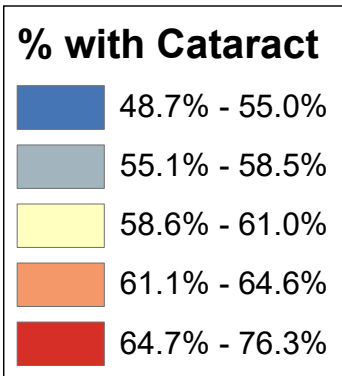
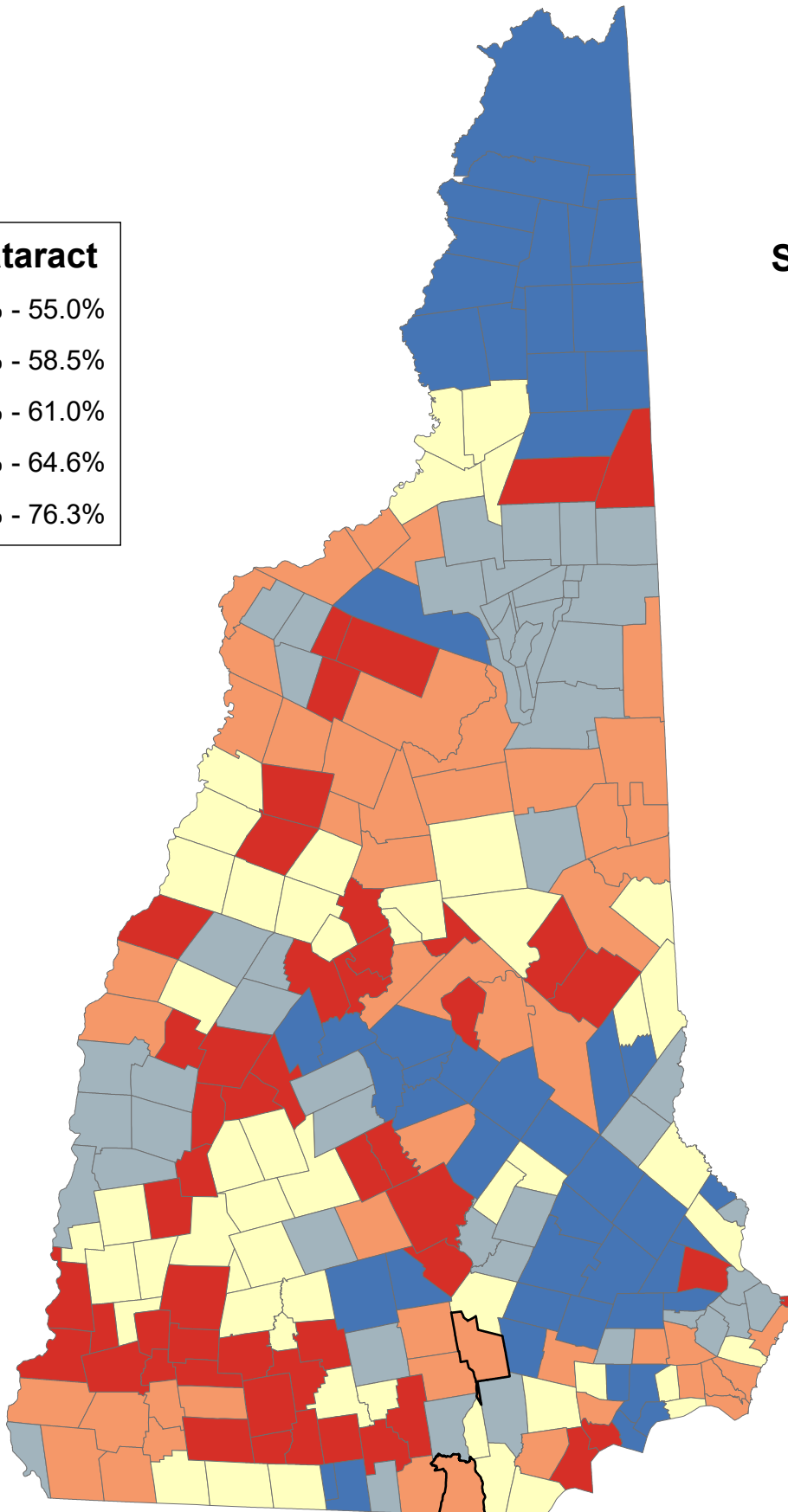


Percentage of Medicare Beneficiaries Age 65+ Years Ever Diagnosed with Cataract

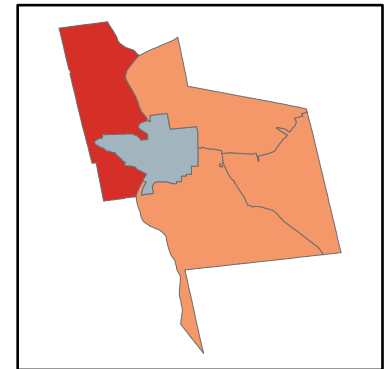


State Average: 61.2%

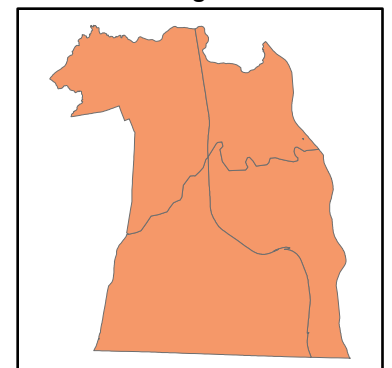
Source: CMS, 2015



Manchester Neighborhoods



Nashua Neighborhoods



% 65+ with Cataract

Acworth	59.14%	Dalton	61.06%	Haverhill	63.83%	Nelson	64.69%	South Hampton	59.54%	Manchester	
Albany	61.38%	Danbury	53.63%	Hebron	58.81%	New Boston	56.99%	Springfield	65.01%	Central Manchester	57.19%
Alexandria	65.12%	Danville	55.04%	Henniker	55.65%	New Castle	66.15%	Stark	60.57%	Manchester: West	67.07%
Allenstown	56.05%	Deerfield	52.60%	Hill	53.63%	New Durham	53.52%	Stewartstown	54.08%	Manchester: South	62.80%
Alstead	59.14%	Deering	60.43%	Hillsborough	60.43%	New Hampton	61.98%	Stoddard	64.69%	Manchester: North	62.85%
Alton	61.72%	Derry	58.88%	Hinsdale	55.13%	New Ipswich	58.94%	Strafford	53.47%	Manchester: East	63.40%
Amherst	65.41%	Dorchester	58.81%	Holderness	60.95%	New London	76.28%	Stratford	54.08%		
Andover	56.68%	Dover	60.04%	Hollis	64.06%	Newbury	59.52%	Stratham	55.07%	Nashua	
Antrim	59.63%	Dublin	64.44%	Hooksett	60.62%	Newfields	55.07%	Sugar Hill	65.12%	Nashua: Zip 03060	63.50%
Ashland	60.95%	Dummer	54.56%	Hopkinton	64.62%	Newington	55.14%	Sullivan	67.45%	Nashua: Zip 03062	62.35%
Atkinson	64.67%	Dunbarton	54.66%	Hudson	59.64%	Newmarket	50.39%	Sunapee	65.76%	Nashua: Zip 03063	61.54%
Auburn	54.98%	Durham	66.70%	Jackson	57.94%	Newport	58.48%	Surry	67.45%	Nashua: Zip 03064	61.11%
Barnstead	51.20%	East Kingston	59.54%	Jaffrey	65.66%	Newton	53.01%	Sutton	59.52%		
Barrington	53.10%	Easton	65.12%	Jefferson	55.89%	North Hampton	60.85%	Swanzey	61.94%		
Bartlett	57.94%	Eaton	62.38%	Keene	67.45%	Northfield	54.73%	Tamworth	58.44%		
Bath	63.60%	Effingham	58.64%	Kensington	63.56%	Northumberland	60.57%	Temple	67.69%		
Bedford	63.06%	Ellsworth	62.26%	Kingston	53.29%	Northwood	52.57%	Thornton	63.53%	Unincorporated Places	
Belmont	54.32%	Enfield	60.16%	Laconia	65.54%	Nottingham	48.72%	Tilton	54.73%	<i>Atkinson and Gilmanton Academy Grant</i>	
Bennington	59.63%	Epping	49.03%	Lancaster	60.94%	Orange	57.26%	Troy	64.44%	<i>Bean's Grant</i>	
Benton	63.83%	Epsom	58.12%	Landaff	57.04%	Orford	59.30%	Tuftonboro	67.18%	<i>Bean's Purchase</i>	
Berlin	65.84%	Errol	54.56%	Langdon	59.14%	Ossipee	62.42%	Unity	58.48%	<i>Cambridge</i>	
Bethlehem	54.97%	Exeter	63.56%	Lebanon	64.52%	Pelham	59.48%	Wakefield	58.64%	<i>Chandler's Purchase</i>	
Boscawen	66.04%	Farmington	55.34%	Lee	54.36%	Pembroke	56.05%	Walpole	65.79%	<i>Crawford's Purchase</i>	
Bow	67.61%	Fitzwilliam	59.16%	Lempster	65.76%	Peterborough	73.68%	Warner	59.77%	<i>Cutt's Grant</i>	
Bradford	59.77%	Francestown	67.69%	Lincoln	62.38%	Piermont	59.30%	Warren	70.01%	<i>Dix's Grant</i>	
Brentwood	63.56%	Franconia	65.12%	Lisbon	57.04%	Pittsburg	49.89%	Washington	60.43%	<i>Dixville</i>	
Bridgewater	65.12%	Franklin	53.72%	Litchfield	59.13%	Pittsfield	59.02%	Waterville Valley	62.38%	<i>Erving's Location</i>	
Bristol	65.12%	Freedom	62.38%	Littleton	61.61%	Plainfield	64.52%	Weare	54.66%	<i>Green's Grant</i>	
Brookfield	60.32%	Fremont	55.49%	Londonderry	57.72%	Plaisow	53.94%	Webster	66.04%	<i>Hadley's Purchase</i>	
Brookline	57.24%	Gilford	62.14%	Loudon	53.67%	Plymouth	65.12%	Wentworth	70.01%	<i>Kilkenny</i>	
Campton	62.26%	Gilmanton	53.91%	Lyman	57.04%	Portsmouth	58.00%	Westmoreland	67.14%	<i>Livermore</i>	
Canaan	57.26%	Gilsum	59.14%	Lyme	59.30%	Randolph	55.89%	Whitefield	61.06%	<i>Low and Burbank's Grant</i>	
Candia	53.04%	Goffstown	61.19%	Lyndeborough	60.89%	Raymond	50.87%	Wilmot	65.01%	<i>Martin's Location</i>	
Canterbury	61.47%	Gorham	58.39%	Madbury	54.36%	Richmond	61.94%	Wilton	66.91%	<i>Millsfield</i>	
Carroll	55.89%	Goshen	65.76%	Madison	62.25%	Rindge	59.16%	Winchester	61.94%	<i>Odell</i>	
Center Harbor	65.90%	Grafton	57.26%	Manchester	63.03%	Rochester	59.51%	Windham	61.90%	<i>Pinkham's Grant</i>	
Charlestown	58.48%	Grantham	65.94%	Marlborough	64.44%	Rollinsford	56.09%	Windsor	60.43%	<i>Sargent's Purchase</i>	
Chatham	62.93%	Greenfield	67.69%	Marlow	59.14%	Roxbury	67.45%	Wolfeboro	70.11%	<i>Second College Grant</i>	
Chester	61.25%	Greenland	55.14%	Mason	53.86%	Rumney	58.81%	Woodstock	63.53%	<i>Success</i>	
Chesterfield	62.68%	Greenville	53.86%	Meredith	61.98%	Rye	61.18%			<i>Thompson and Meserves Purchase</i>	
Chichester	59.02%	Groton	58.81%	Merrimack	56.86%	Salem	67.12%			<i>Wentworth's Location</i>	
Claremont	58.48%	Hale's Location	57.94%	Middleton	53.52%	Salisbury	56.68%				
Clarksville	49.89%	Hampstead	63.00%	Milan	54.56%	Sanbornton	53.63%				
Colebrook	54.08%	Hampton	63.51%	Milford	65.69%	Sandown	58.56%				
Columbia	54.08%	Hampton Falls	61.76%	Milton	57.37%	Sandwich	60.39%				
Concord	66.04%	Hancock	69.61%	Monroe	63.60%	Seabrook	61.40%				
Conway	62.93%	Hanover	75.27%	Mont Vernon	60.89%	Sharon	73.68%				
Cornish	58.48%	Harrisville	64.69%	Moultonborough	60.39%	Shelburne	58.39%				
Croydon	58.48%	Hart's Location	57.94%	Nashua	62.34%	Somersworth	54.20%				

% 65+ with Cataract (Ranked)

New London	76.28%	Hopkinton	64.62%	Whitefield	61.06%	Effingham	58.64%	Tilton	54.73%	Manchester	
Hanover	75.27%	Lebanon	64.52%	Ashland	60.95%	Wakefield	58.64%	Dunbarton	54.66%	Manchester: West	67.07%
Peterborough	73.68%	Plainfield	64.52%	Holderness	60.95%	Sandown	58.56%	Weare	54.66%	Manchester: East	63.40%
Sharon	73.68%	Dublin	64.44%	Lancaster	60.94%	Charlestown	58.48%	Dummer	54.56%	Manchester: North	62.85%
Wolfeboro	70.11%	Marlborough	64.44%	Lyndeborough	60.89%	Claremont	58.48%	Errol	54.56%	Manchester: South	62.80%
Warren	70.01%	Troy	64.44%	Mont Vernon	60.89%	Cornish	58.48%	Milan	54.56%	Central Manchester	57.19%
Wentworth	70.01%	Hollis	64.06%	North Hampton	60.85%	Croydon	58.48%	Lee	54.36%		
Hancock	69.61%	Benton	63.83%	Hooksett	60.62%	Newport	58.48%	Madbury	54.36%	Nashua	
Francestown	67.69%	Haverhill	63.83%	Northumberland	60.57%	Unity	58.48%	Belmont	54.32%	Nashua: Zip 03060	63.50%
Greenfield	67.69%	Bath	63.60%	Stark	60.57%	Tamworth	58.44%	Somersworth	54.20%	Nashua: Zip 03062	62.35%
Temple	67.69%	Monroe	63.60%	Deering	60.43%	Gorham	58.39%	Colebrook	54.08%	Nashua: Zip 03063	61.54%
Bow	67.61%	Brentwood	63.56%	Hillsborough	60.43%	Shelburne	58.39%	Columbia	54.08%	Nashua: Zip 03064	61.11%
Keene	67.45%	Exeter	63.56%	Washington	60.43%	Epsom	58.12%	Stewartstown	54.08%		
Roxbury	67.45%	Kensington	63.56%	Windsor	60.43%	Portsmouth	58.00%	Stratford	54.08%		
Sullivan	67.45%	Thornton	63.53%	Moultonborough	60.39%	Bartlett	57.94%	Plaistow	53.94%		
Surry	67.45%	Woodstock	63.53%	Sandwich	60.39%	Hale's Location	57.94%	Gilmanton	53.91%		
Tuftonboro	67.18%	Hampton	63.51%	Brookfield	60.32%	Hart's Location	57.94%	Greenville	53.86%	Unincorporated Places	
Westmoreland	67.14%	Bedford	63.06%	Enfield	60.16%	Jackson	57.94%	Mason	53.86%	<i>Atkinson and Gilmanton Academy Grant</i>	
Salem	67.12%	Manchester	63.03%	Dover	60.04%	Londonderry	57.72%	Franklin	53.72%	<i>Bean's Grant</i>	
Wilton	66.91%	Hampstead	63.00%	Bradford	59.77%	Milton	57.37%	Loudon	53.67%	<i>Bean's Purchase</i>	
Durham	66.70%	Chatham	62.93%	Warner	59.77%	Canaan	57.26%	Danbury	53.63%	<i>Cambridge</i>	
New Castle	66.15%	Conway	62.93%	Hudson	59.64%	Grafton	57.26%	Hill	53.63%	<i>Chandler's Purchase</i>	
Boscawen	66.04%	Chesterfield	62.68%	Antrim	59.63%	Orange	57.26%	Barnstead	53.63%	<i>Crawford's Purchase</i>	
Concord	66.04%	Ossipee	62.42%	Bennington	59.63%	Brookline	57.24%	Middleton	53.52%	<i>Cutt's Grant</i>	
Webster	66.04%	Eaton	62.38%	East Kingston	59.54%	Landaff	57.04%	New Durham	53.52%	<i>Dix's Grant</i>	
Grantham	65.94%	Freedom	62.38%	South Hampton	59.54%	Lisbon	57.04%	Strafford	53.47%	<i>Dixville</i>	
Center Harbor	65.90%	Lincoln	62.38%	Newbury	59.52%	Lyman	57.04%	Kingston	53.29%	<i>Erving's Location</i>	
Berlin	65.84%	Waterville Valley	62.38%	Sutton	59.52%	New Boston	56.99%	Barrington	53.10%	<i>Green's Grant</i>	
Walpole	65.79%	Nashua	62.34%	Rochester	59.51%	Merrimack	56.86%	Candia	53.04%	<i>Hadley's Purchase</i>	
Goshen	65.76%	Campton	62.26%	Pelham	59.48%	Andover	56.68%	Newton	53.01%	<i>Kilkenny</i>	
Lempster	65.76%	Ellsworth	62.26%	Lyme	59.30%	Salisbury	56.68%	Deerfield	52.60%	<i>Livermore</i>	
Sunapee	65.76%	Madison	62.25%	Orford	59.30%	Rollinsford	56.09%	Northwood	52.57%	<i>Low and Burbank's Grant</i>	
Milford	65.69%	Gilford	62.14%	Piermont	59.30%	Allenstown	56.05%	Barnstead	51.20%	<i>Martin's Location</i>	
Jaffrey	65.66%	Meredith	61.98%	Fitzwilliam	59.16%	Pembroke	56.05%	Raymond	50.87%	<i>Millsfield</i>	
Laconia	65.54%	New Hampton	61.98%	Rindge	59.16%	Carroll	55.89%	Newmarket	50.39%	<i>Odell</i>	
Amherst	65.41%	Richmond	61.94%	Acworth	59.14%	Jefferson	55.89%	Clarksville	49.89%	<i>Pinkham's Grant</i>	
Easton	65.12%	Swanzey	61.94%	Alstead	59.14%	Randolph	55.89%	Pittsburg	49.89%	<i>Sargent's Purchase</i>	
Franconia	65.12%	Winchester	61.94%	Gilsum	59.14%	Heniker	55.65%	Epping	49.03%	<i>Second College Grant</i>	
Sugar Hill	65.12%	Windham	61.90%	Langdon	59.14%	Fremont	55.49%	Nottingham	48.72%	<i>Success</i>	
Alexandria	65.12%	Hampton Falls	61.76%	Marlow	59.14%	Farmington	55.34%			<i>Thompson and Meserves Purchase</i>	
Bridgewater	65.12%	Alton	61.72%	Litchfield	59.13%	Greenland	55.14%			<i>Wentworth's Location</i>	
Bristol	65.12%	Littleton	61.61%	Chichester	59.02%	Newington	55.14%				
Plymouth	65.12%	Canterbury	61.47%	Pittsfield	59.02%	Hinsdale	55.13%				
Springfield	65.01%	Seabrook	61.40%	New Ipswich	58.94%	Newfields	55.07%				
Wilmot	65.01%	Albany	61.38%	Derry	58.88%	Stratham	55.07%				
Harrisville	64.69%	Chester	61.25%	Dorchester	58.81%	Danville	55.04%				
Nelson	64.69%	Goffstown	61.19%	Groton	58.81%	Auburn	54.98%				
Stoddard	64.69%	Rye	61.18%	Hebron	58.81%	Bethlehem	54.97%				
Atkinson	64.67%	Dalton	61.06%	Rumney	58.81%	Northfield	54.73%				