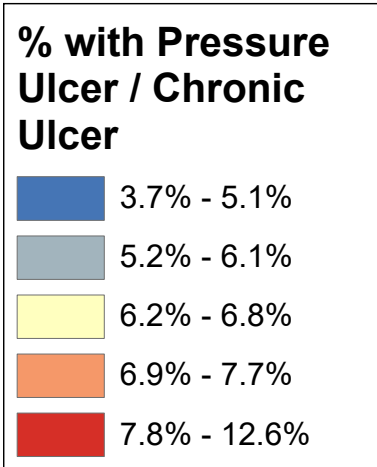
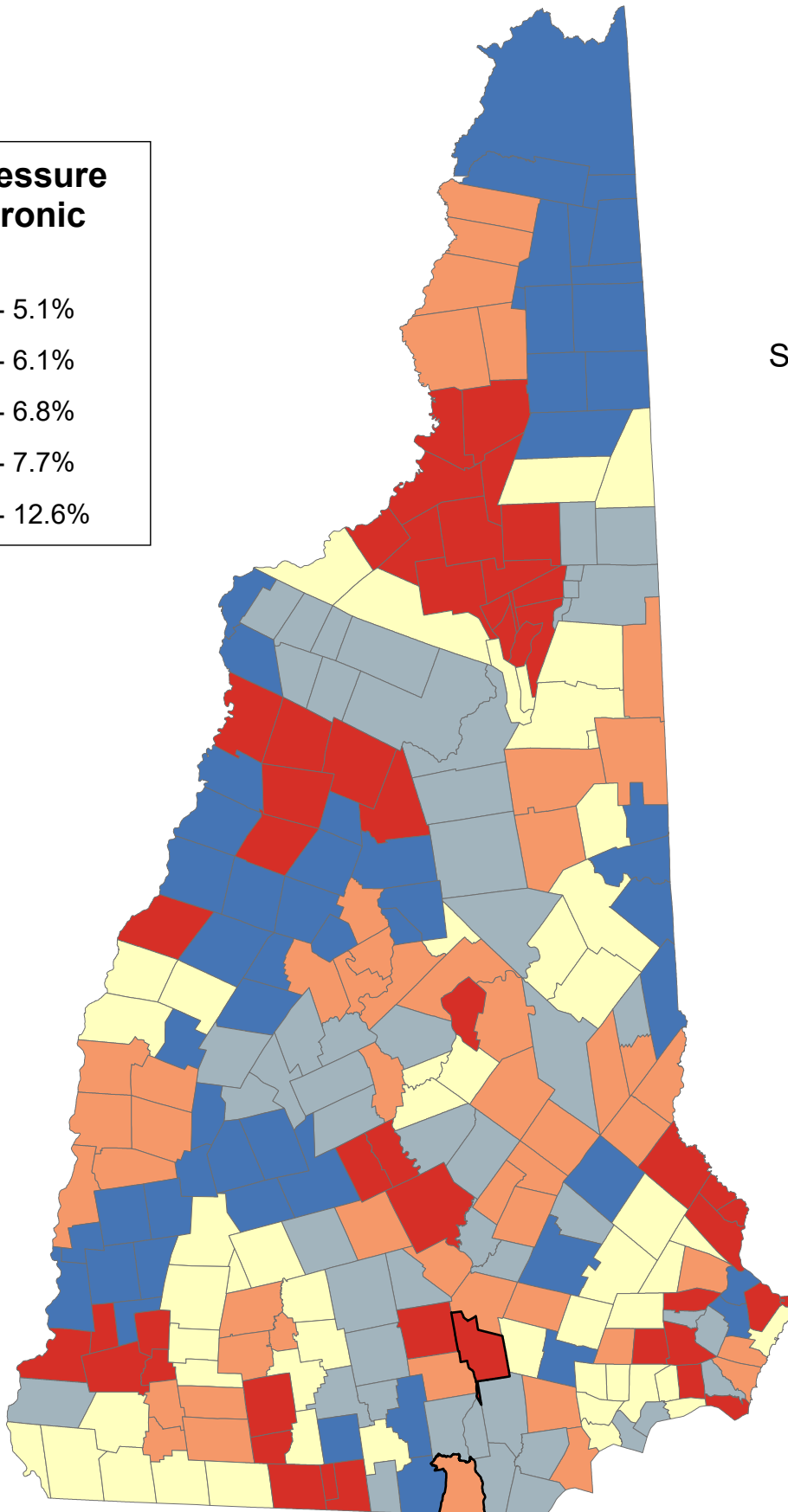


Percentage of Medicare Beneficiaries Age 65+ Ever Diagnosed with Pressure Ulcer / Chronic Ulcer

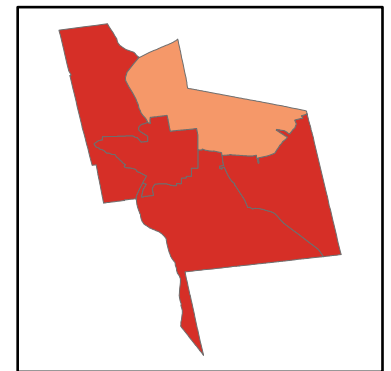


State Average: 7.1%

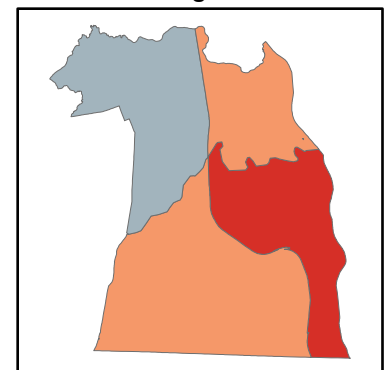
Source: CMS, 2014, 2015



Manchester Neighborhoods



Nashua Neighborhoods



% 65+ with Pressure Ulcer or Chronic Ulcer

Acworth	5.10%	Dalton	9.54%	Haverhill	8.31%	Nelson	6.55%	South Hampton	6.59%	Manchester	
Albany	7.72%	Danbury	5.31%	Hebron	5.00%	New Boston	5.62%	Springfield	5.29%	Central Manchester	10.57%
Alexandria	7.46%	Danville	6.66%	Henniker	5.57%	New Castle	9.97%	Stark	8.46%	Manchester: West	9.22%
Allenstown	5.96%	Deerfield	4.49%	Hill	5.31%	New Durham	7.45%	Stewartstown	6.94%	Manchester: South	7.96%
Alstead	5.10%	Deering	6.73%	Hillsborough	6.73%	New Hampton	6.83%	Stoddard	6.55%	Manchester: North	6.85%
Alton	5.95%	Derry	7.16%	Hinsdale	6.29%	New Ipswich	8.83%	Strafford	4.90%	Manchester: East	8.67%
Amherst	3.86%	Dorchester	5.00%	Holderness	4.80%	New London	5.98%	Stratford	6.94%		
Andover	5.13%	Dover	8.30%	Hollis	4.47%	Newbury	5.07%	Stratham	5.58%	Nashua	
Antrim	6.88%	Dublin	7.58%	Hooksett	7.08%	Newfields	5.58%	Sugar Hill	5.41%	Nashua: Zip 03060	7.78%
Ashland	4.80%	Dummer	3.71%	Hopkinton	7.37%	Newington	5.03%	Sullivan	8.92%	Nashua: Zip 03062	6.87%
Atkinson	6.61%	Dunbarton	5.87%	Hudson	5.91%	Newmarket	7.81%	Sunapee	4.80%	Nashua: Zip 03063	6.00%
Auburn	6.31%	Durham	7.33%	Jackson	6.11%	Newport	7.28%	Surry	8.92%	Nashua: Zip 03064	7.29%
Barnstead	7.49%	East Kingston	6.59%	Jaffrey	7.63%	Newton	5.61%	Sutton	5.07%		
Barrington	6.45%	Easton	5.41%	Jefferson	8.72%	North Hampton	6.84%	Swanzey	6.81%		
Bartlett	6.11%	Eaton	5.08%	Keene	8.92%	Northfield	6.44%	Tamworth	7.40%		
Bath	4.87%	Effingham	5.00%	Kensington	9.32%	Northumberland	8.46%	Temple	6.53%		
Bedford	7.44%	Ellsworth	4.60%	Kingston	6.72%	Northwood	6.06%	Thornton	8.07%	Unincorporated Places	
Belmont	6.20%	Enfield	6.68%	Laconia	9.69%	Nottingham	6.09%	Tilton	6.44%	<i>Atkinson and Gilmanton Academy Grant</i>	
Bennington	6.88%	Epping	6.58%	Lancaster	8.69%	Orange	4.58%	Troy	7.58%	<i>Bean's Grant</i>	
Benton	8.31%	Epsom	7.20%	Landaff	5.52%	Orford	5.04%	Tuftonboro	6.32%	<i>Bean's Purchase</i>	
Berlin	6.29%	Errol	3.71%	Langdon	5.10%	Ossipee	6.33%	Unity	7.28%	<i>Cambridge</i>	
Bethlehem	6.56%	Exeter	9.32%	Lebanon	6.48%	Pelham	5.62%	Wakefield	5.00%	<i>Chandler's Purchase</i>	
Boscawen	9.71%	Farmington	7.48%	Lee	6.12%	Pembroke	5.96%	Walpole	4.86%	<i>Crawford's Purchase</i>	
Bow	7.50%	Fitzwilliam	6.49%	Lempster	4.80%	Peterborough	9.32%	Warner	4.23%	<i>Cutt's Grant</i>	
Bradford	4.23%	Francestown	6.53%	Lincoln	6.05%	Piermont	5.04%	Warren	12.63%	<i>Dix's Grant</i>	
Brentwood	9.32%	Franconia	5.41%	Lisbon	5.52%	Pittsburg	3.95%	Washington	6.73%	<i>Dixville</i>	
Bridgewater	7.46%	Franklin	7.19%	Litchfield	5.39%	Pittsfield	7.24%	Waterville Valley	6.05%	<i>Erving's Location</i>	
Bristol	7.46%	Freedom	5.08%	Littleton	6.51%	Plainfield	6.48%	Weare	5.87%	<i>Green's Grant</i>	
Brookfield	5.77%	Fremont	7.29%	Londonderry	5.81%	Plaisow	5.91%	Webster	9.71%	<i>Hadley's Purchase</i>	
Brookline	5.99%	Gilford	7.24%	Loudon	5.87%	Plymouth	7.46%	Wentworth	12.63%	<i>Kilkenny</i>	
Campton	4.60%	Gilmanton	6.95%	Lyman	5.52%	Portsmouth	7.98%	Westmoreland	10.67%	<i>Livermore</i>	
Canaan	4.58%	Gilsum	5.10%	Lyme	5.04%	Randolph	8.72%	Whitefield	9.54%	<i>Low and Burbank's Grant</i>	
Candia	7.07%	Goffstown	8.43%	Lyndeborough	5.98%	Raymond	6.62%	Wilmot	5.29%	<i>Martin's Location</i>	
Canterbury	5.86%	Gorham	5.98%	Madbury	6.12%	Richmond	6.81%	Wilton	4.86%	<i>Millsfield</i>	
Carroll	8.72%	Goshen	4.80%	Madison	6.14%	Rindge	6.49%	Winchester	6.81%	<i>Odell</i>	
Center Harbor	6.28%	Grafton	4.58%	Manchester	8.61%	Rochester	8.66%	Windham	5.50%	<i>Pinkham's Grant</i>	
Charlestown	7.28%	Grantham	4.41%	Marlborough	7.58%	Rollinsford	8.21%	Windsor	6.73%	<i>Sargent's Purchase</i>	
Chatham	6.89%	Greenfield	6.53%	Marlow	5.10%	Roxbury	8.92%	Wolfeboro	6.37%	<i>Second College Grant</i>	
Chester	5.05%	Greenland	5.03%	Mason	7.73%	Rumney	5.00%	Woodstock	8.07%	<i>Success</i>	
Chesterfield	5.43%	Greenville	7.73%	Meredith	6.83%	Rye	6.75%			<i>Thompson and Meserves Purchase</i>	
Chichester	7.24%	Groton	5.00%	Merrimack	5.91%	Salem	7.30%			<i>Wentworth's Location</i>	
Claremont	7.28%	Hale's Location	6.11%	Middleton	7.45%	Salisbury	5.13%				
Clarksville	3.95%	Hampstead	6.43%	Milan	3.71%	Sanbornton	5.31%				
Colebrook	6.94%	Hampton	7.64%	Milford	6.69%	Sandown	6.48%				
Columbia	6.94%	Hampton Falls	5.32%	Milton	7.35%	Sandwich	5.50%				
Concord	9.71%	Hancock	6.99%	Monroe	4.87%	Seabrook	8.53%				
Conway	6.89%	Hanover	7.86%	Mont Vernon	5.98%	Sharon	9.32%				
Cornish	7.28%	Harrisville	6.55%	Moultonborough	5.50%	Shelburne	5.98%				
Croydon	7.28%	Hart's Location	6.11%	Nashua	7.04%	Somersworth	8.77%				

% 65+ with Pressure Ulcer or Chronic Ulcer (Ranked)

Warren	12.63%	Barnstead	7.49%	Washington	6.73%	Lyndeborough	5.98%	Sutton	5.07%	Manchester	
Wentworth	12.63%	Farmington	7.48%	Windsor	6.73%	Mont Vernon	5.98%	Chester	5.05%	Central Manchester	10.57%
Westmoreland	10.67%	Alexandria	7.46%	Kingston	6.72%	Gorham	5.98%	Lyme	5.04%	Manchester: West	9.22%
New Castle	9.97%	Bridgewater	7.46%	Milford	6.69%	Shelburne	5.98%	Orford	5.04%	Manchester: East	8.67%
Boscawen	9.71%	Bristol	7.46%	Enfield	6.68%	Allenstown	5.96%	Piermont	5.04%	Manchester: South	7.96%
Concord	9.71%	Plymouth	7.46%	Danville	6.66%	Pembroke	5.96%	Greenland	5.03%	Manchester: North	6.85%
Webster	9.71%	Middleton	7.45%	Raymond	6.62%	Alton	5.95%	Newington	5.03%		
Laconia	9.69%	New Durham	7.45%	Atkinson	6.61%	Hudson	5.91%	Effingham	5.00%	Nashua	
Dalton	9.54%	Bedford	7.44%	East Kingston	6.59%	Plaistow	5.91%	Wakefield	5.00%	Nashua: Zip 03060	7.78%
Whitefield	9.54%	Tamworth	7.40%	South Hampton	6.59%	Merrimack	5.91%	Dorchester	5.00%	Nashua: Zip 03064	7.29%
Brentwood	9.32%	Hopkinton	7.37%	Epping	6.58%	Dunbarton	5.87%	Groton	5.00%	Nashua: Zip 03062	6.87%
Exeter	9.32%	Milton	7.35%	Bethlehem	6.56%	Weare	5.87%	Hebron	5.00%	Nashua: Zip 03063	6.00%
Kensington	9.32%	Durham	7.33%	Harrisville	6.55%	Loudon	5.87%	Rumney	5.00%		
Peterborough	9.32%	Salem	7.30%	Nelson	6.55%	Canterbury	5.86%	Strafford	4.90%		
Sharon	9.32%	Fremont	7.29%	Stoddard	6.55%	Londonerry	5.81%	Bath	4.87%		
Keene	8.92%	Charlestown	7.28%	Francestown	6.53%	Brookfield	5.77%	Monroe	4.87%		
Roxbury	8.92%	Claremont	7.28%	Greenfield	6.53%	Pelham	5.62%	Wilton	4.86%	Unincorporated Places	
Sullivan	8.92%	Cornish	7.28%	Temple	6.53%	New Boston	5.62%	Walpole	4.86%	<i>Atkinson and Gilmanton Academy Grant</i>	
Surry	8.92%	Croydon	7.28%	Littleton	6.51%	Newton	5.61%	Goshen	4.80%	<i>Bean's Grant</i>	
New Ipswich	8.83%	Newport	7.28%	Fitzwilliam	6.49%	Newfields	5.58%	Lempster	4.80%	<i>Bean's Purchase</i>	
Somersworth	8.77%	Unity	7.28%	Rindge	6.49%	Stratham	5.58%	Sunapee	4.80%	<i>Cambridge</i>	
Carroll	8.72%	Chichester	7.24%	Lebanon	6.48%	Henniker	5.57%	Ashland	4.80%	<i>Chandler's Purchase</i>	
Jefferson	8.72%	Pittsfield	7.24%	Plainfield	6.48%	Landaff	5.52%	Warner	4.80%	<i>Crawford's Purchase</i>	
Randolph	8.72%	Gilford	7.24%	Sandown	6.48%	Lisbon	5.52%	Campton	4.60%	<i>Cutt's Grant</i>	
Lancaster	8.69%	Epsom	7.20%	Barrington	6.45%	Lyman	5.52%	Ellsworth	4.60%	<i>Dix's Grant</i>	
Rochester	8.66%	Franklin	7.19%	Northfield	6.44%	Moultonborough	5.50%	Canaan	4.58%	<i>Dixville</i>	
Manchester	8.61%	Derry	7.16%	Tilton	6.44%	Sandwich	5.50%	Grafton	4.58%	<i>Erving's Location</i>	
Seabrook	8.53%	Hooksett	7.08%	Hampstead	6.43%	Windham	5.50%	Orange	4.58%	<i>Green's Grant</i>	
Northumberland	8.46%	Candia	7.07%	Wolfeboro	6.37%	Chesterfield	5.43%	Deerfield	4.49%	<i>Hadley's Purchase</i>	
Stark	8.46%	Nashua	7.04%	Ossipee	6.33%	Easton	5.41%	Hollis	4.47%	<i>Kilkenny</i>	
Goffstown	8.43%	Hancock	6.99%	Tuftonboro	6.32%	Franconia	5.41%	Grantham	4.41%	<i>Livermore</i>	
Benton	8.31%	Gilmanton	6.95%	Auburn	6.31%	Sugar Hill	5.41%	Bradford	4.23%	<i>Low and Burbank's Grant</i>	
Haverhill	8.31%	Colebrook	6.94%	Berlin	6.29%	Litchfield	5.39%	Warner	4.23%	<i>Martin's Location</i>	
Dover	8.30%	Columbia	6.94%	Hinsdale	6.29%	Hampton Falls	5.32%	Clarksville	3.95%	<i>Millsfield</i>	
Rollinsford	8.21%	Stewartstown	6.94%	Center Harbor	6.28%	Danbury	5.31%	Pittsburg	3.95%	<i>Odell</i>	
Thornton	8.07%	Stratford	6.94%	Belmont	6.20%	Hill	5.31%	Amherst	3.86%	<i>Pinkham's Grant</i>	
Woodstock	8.07%	Chatham	6.89%	Madison	6.14%	Sanbornton	5.31%	Dummer	3.71%	<i>Sargent's Purchase</i>	
Portsmouth	7.98%	Conway	6.89%	Lee	6.12%	Springfield	5.29%	Errol	3.71%	<i>Second College Grant</i>	
Hanover	7.86%	Antrim	6.88%	Madbury	6.12%	Wilmot	5.29%	Milan	3.71%	<i>Success</i>	
Newmarket	7.81%	Bennington	6.88%	Bartlett	6.11%	Andover	5.13%			<i>Thompson and Meserves Purchase</i>	
Greenville	7.73%	North Hampton	6.84%	Hale's Location	6.11%	Salisbury	5.13%			<i>Wentworth's Location</i>	
Mason	7.73%	Meredith	6.83%	Hart's Location	6.11%	Acworth	5.10%				
Albany	7.72%	New Hampton	6.83%	Jackson	6.11%	Alstead	5.10%				
Hampton	7.64%	Richmond	6.81%	Nottingham	6.09%	Gilsum	5.10%				
Jaffrey	7.63%	Swanzey	6.81%	Northwood	6.06%	Langdon	5.10%				
Dublin	7.58%	Winchester	6.81%	Lincoln	6.05%	Marlow	5.10%				
Marlborough	7.58%	Rye	6.75%	Waterville Valley	6.05%	Eaton	5.08%				
Troy	7.58%	Deering	6.73%	Brookline	5.99%	Freedom	5.08%				
Bow	7.50%	Hillsborough	6.73%	New London	5.98%	Newbury	5.07%				