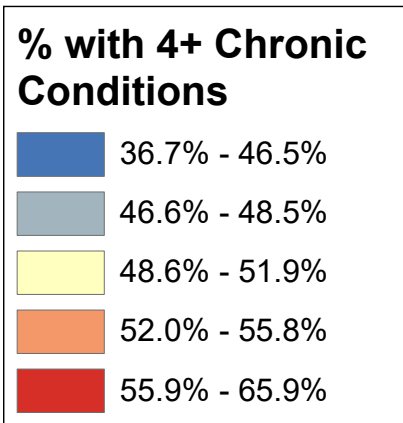
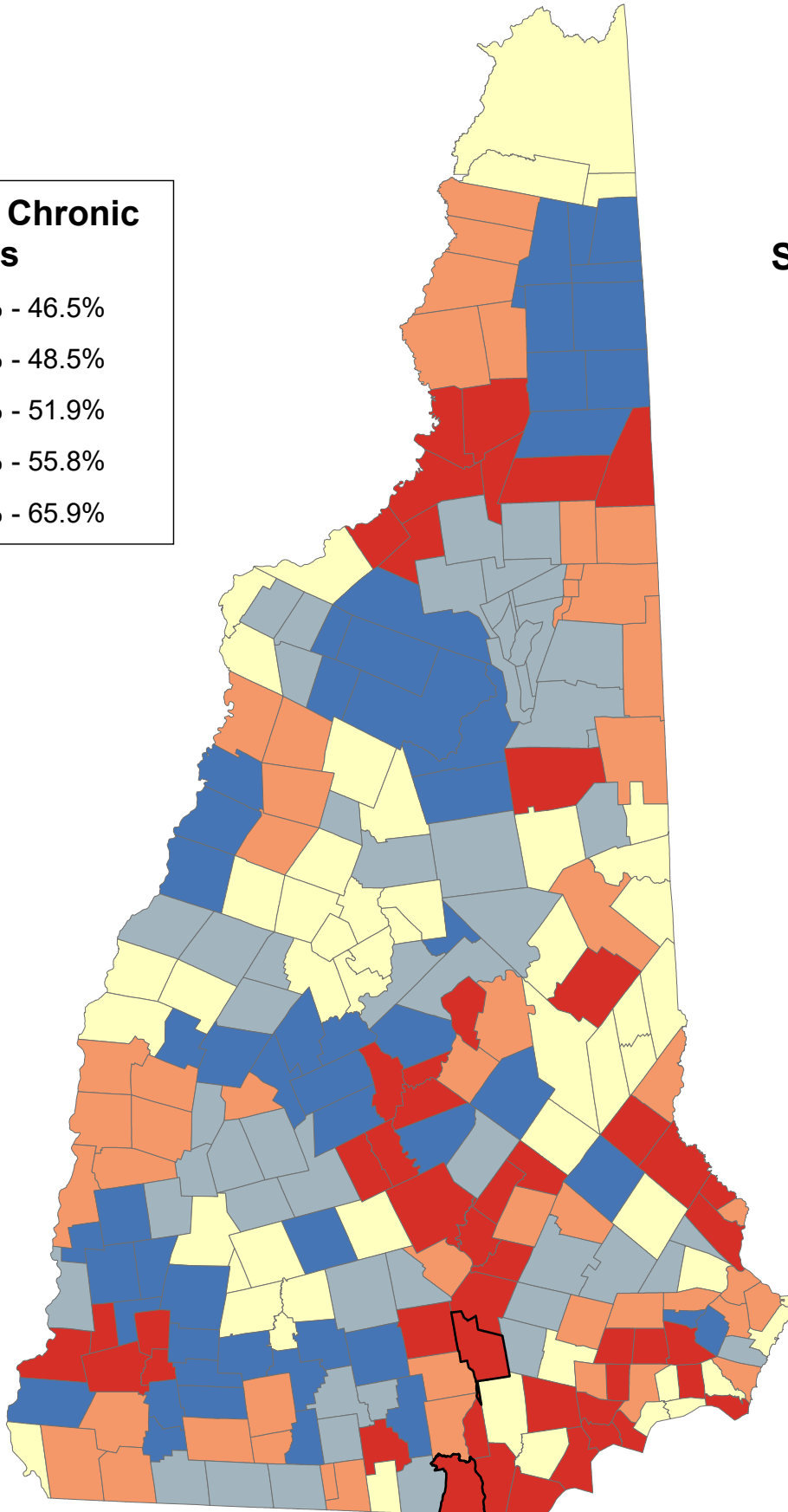


Percentage of Medicare Beneficiaries Age 65+ Ever Diagnosed with 4+ Chronic Conditions

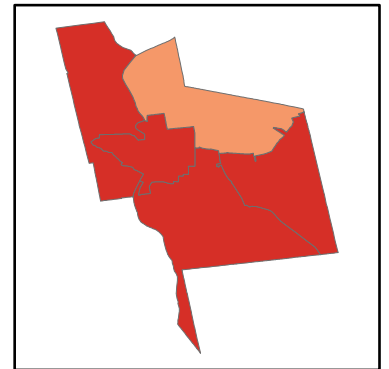


State Average: 54.4%

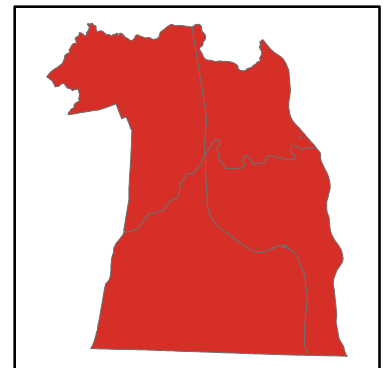
Source: CMS, 2015



Manchester Neighborhoods



Nashua Neighborhoods



% 65+ with 4+ (Out of 15) Chronic Conditions

Acworth	45.19%	Dalton	57.00%	Haverhill	55.24%	Nelson	42.80%	South Hampton	51.85%	Manchester	
Albany	58.15%	Danbury	45.14%	Hebron	49.60%	New Boston	45.46%	Springfield	46.23%	Central Manchester	65.81%
Alexandria	51.19%	Danville	61.09%	Henniker	42.70%	New Castle	49.01%	Stark	59.89%	Manchester: West	65.34%
Allenstown	56.31%	Deerfield	47.97%	Hill	45.14%	New Durham	49.52%	Stewartstown	55.74%	Manchester: South	63.84%
Alstead	45.19%	Deering	49.40%	Hillsborough	49.40%	New Hampton	47.65%	Stoddard	42.80%	Manchester: North	55.12%
Alton	50.33%	Derry	57.45%	Hinsdale	49.38%	New Ipswich	48.38%	Strafford	45.99%	Manchester: East	62.17%
Amherst	43.07%	Dorchester	49.60%	Holderness	48.96%	New London	52.46%	Stratford	55.74%		
Andover	45.20%	Dover	59.78%	Hollis	47.31%	Newbury	48.18%	Stratham	46.31%	Nashua	
Antrim	49.47%	Dublin	45.15%	Hooksett	58.02%	Newfields	46.31%	Sugar Hill	39.21%	Nashua: Zip 03060	64.14%
Ashland	48.96%	Dummer	44.18%	Hopkinton	48.56%	Newington	51.89%	Sullivan	57.07%	Nashua: Zip 03062	58.54%
Atkinson	56.60%	Dunbarton	47.23%	Hudson	56.34%	Newmarket	51.93%	Sunapee	47.85%	Nashua: Zip 03063	56.81%
Auburn	47.23%	Durham	50.61%	Jackson	48.45%	Newport	53.26%	Surry	57.07%	Nashua: Zip 03064	56.71%
Barnstead	49.34%	East Kingston	51.85%	Jaffrey	53.43%	Newton	51.18%	Sutton	48.18%		
Barrington	50.92%	Easton	39.21%	Jefferson	48.15%	North Hampton	48.45%	Swanzy	54.51%		
Bartlett	48.45%	Eaton	51.15%	Keene	57.07%	Northfield	57.31%	Tamworth	49.13%		
Bath	51.17%	Effingham	51.86%	Kensington	60.40%	Northumberland	59.89%	Temple	45.25%		
Bedford	54.90%	Ellsworth	46.90%	Kingston	55.56%	Northwood	53.62%	Thornton	48.96%	Unincorporated Places	
Belmont	53.03%	Enfield	49.74%	Laconia	58.16%	Nottingham	46.88%	Tilton	57.31%	<i>Atkinson and Gilmanton Academy Grant</i>	
Bennington	49.47%	Epping	54.24%	Lancaster	60.00%	Orange	48.11%	Troy	45.15%	<i>Bean's Grant</i>	
Benton	55.24%	Epsum	54.54%	Landaff	47.77%	Orford	39.57%	Tuftonboro	48.53%	<i>Bean's Purchase</i>	
Berlin	61.82%	Errol	44.18%	Langdon	45.19%	Ossipee	54.97%	Unity	53.26%	<i>Cambridge</i>	
Bethlehem	46.21%	Exeter	60.40%	Lebanon	50.67%	Pelham	57.98%	Wakefield	51.86%	<i>Chandler's Purchase</i>	
Boscawen	58.33%	Farmington	56.09%	Lee	46.82%	Pembroke	56.31%	Walpole	47.31%	<i>Crawford's Purchase</i>	
Bow	55.30%	Fitzwilliam	48.31%	Lempster	47.85%	Peterborough	52.96%	Warner	48.24%	<i>Cutt's Grant</i>	
Bradford	48.24%	Francestown	45.25%	Lincoln	46.48%	Piermont	39.57%	Warren	55.80%	<i>Dix's Grant</i>	
Brentwood	60.40%	Franconia	39.21%	Lisbon	47.77%	Pittsburg	50.58%	Washington	49.40%	<i>Dixville</i>	
Bridgewater	51.19%	Franklin	57.67%	Litchfield	55.93%	Pittsfield	57.77%	Waterville Valley	46.48%	<i>Erving's Location</i>	
Bristol	51.19%	Freedom	51.15%	Littleton	51.38%	Plainfield	50.67%	Weare	47.23%	<i>Green's Grant</i>	
Brookfield	49.68%	Fremont	59.57%	Londonderry	51.61%	Plaisow	56.97%	Webster	58.33%	<i>Hadley's Purchase</i>	
Brookline	50.01%	Gilford	52.07%	Loudon	48.24%	Plymouth	51.19%	Wentworth	55.80%	<i>Kilkenny</i>	
Campton	46.90%	Gilmanton	43.02%	Lyman	47.77%	Portsmouth	54.07%	Westmoreland	55.85%	<i>Livermore</i>	
Canaan	48.11%	Gilsum	45.19%	Lyme	39.57%	Randolph	48.15%	Whitefield	57.00%	<i>Low and Burbank's Grant</i>	
Candia	46.56%	Goffstown	61.84%	Lyndeborough	47.76%	Raymond	54.40%	Wilmot	46.23%	<i>Martin's Location</i>	
Canterbury	46.43%	Gorham	55.01%	Madbury	46.82%	Richmond	54.51%	Wilton	46.85%	<i>Millsfield</i>	
Carroll	48.15%	Goshen	47.85%	Madison	47.01%	Rindge	48.31%	Winchester	54.51%	<i>Odell</i>	
Center Harbor	46.26%	Grafton	48.11%	Manchester	62.63%	Rochester	59.18%	Windham	51.43%	<i>Pinkham's Grant</i>	
Charlestown	53.26%	Grantham	42.80%	Marlborough	45.15%	Rollinsford	55.19%	Windsor	49.40%	<i>Sargent's Purchase</i>	
Chatham	52.80%	Greenfield	45.25%	Marlow	45.19%	Roxbury	57.07%	Wolfeboro	56.04%	<i>Second College Grant</i>	
Chester	48.70%	Greenland	51.89%	Mason	54.78%	Rumney	49.60%	Woodstock	48.96%	<i>Success</i>	
Chesterfield	44.69%	Greenville	54.78%	Meredith	47.65%	Rye	51.56%			<i>Thompson and Meserves Purchase</i>	
Chichester	57.77%	Groton	49.60%	Merrimack	53.18%	Salem	62.62%			<i>Wentworth's Location</i>	
Claremont	53.26%	Hale's Location	48.45%	Middleton	49.52%	Salisbury	45.20%				
Clarksville	50.58%	Hampstead	59.04%	Milan	44.18%	Sanbornton	45.14%				
Colebrook	55.74%	Hampton	53.88%	Milford	56.76%	Sandown	55.41%				
Columbia	55.74%	Hampton Falls	49.41%	Milton	55.70%	Sandwich	46.98%				
Concord	58.33%	Hancock	36.67%	Monroe	51.17%	Seabrook	62.99%				
Conway	52.80%	Hanover	46.87%	Mont Vernon	47.76%	Sharon	52.96%				
Cornish	53.26%	Harrisville	42.80%	Moultonborough	46.98%	Shelburne	55.01%				
Croydon	53.26%	Hart's Location	48.45%	Nashua	59.56%	Somersworth	60.20%				

% 65+ with 4+ (Out of 15) Chronic Conditions (Ranked)

Seabrook	62.99%	Colebrook	55.74%	Rye	51.56%	Jackson	48.45%	Springfield	46.23%	Manchester	
Manchester	62.63%	Columbia	55.74%	Windham	51.43%	North Hampton	48.45%	Wilmot	46.23%	Central Manchester	65.81%
Salem	62.62%	Stewartstown	55.74%	Littleton	51.38%	New Ipswich	48.38%	Bethlehem	46.21%	Manchester: West	65.34%
Goffstown	61.84%	Stratford	55.74%	Alexandria	51.19%	Fitzwilliam	48.31%	Strafford	45.99%	Manchester: South	63.84%
Berlin	61.82%	Milton	55.70%	Bridgewater	51.19%	Rindge	48.31%	New Boston	45.46%	Manchester: East	62.17%
Danville	61.09%	Kingston	55.56%	Bristol	51.19%	Bradford	48.24%	Francesstown	45.25%	Manchester: North	55.12%
Brentwood	60.40%	Sandown	55.41%	Plymouth	51.19%	Warner	48.24%	Greenfield	45.25%		
Exeter	60.40%	Bow	55.30%	Newton	51.18%	Loudon	48.24%	Temple	45.25%	Nashua	
Kensington	60.40%	Benton	55.24%	Bath	51.17%	Newbury	48.18%	Andover	45.20%	Nashua: Zip 03060	64.14%
Somersworth	60.20%	Haverhill	55.24%	Monroe	51.17%	Sutton	48.18%	Salisbury	45.20%	Nashua: Zip 03062	58.54%
Lancaster	60.00%	Rollinsford	55.19%	Eaton	51.15%	Carroll	48.15%	Acworth	45.19%	Nashua: Zip 03063	56.81%
Northumberland	59.89%	Gorham	55.01%	Freedom	51.15%	Jefferson	48.15%	Alstead	45.19%	Nashua: Zip 03064	56.71%
Stark	59.89%	Shelburne	55.01%	Barrington	50.92%	Randolph	48.15%	Gilsum	45.19%		
Dover	59.78%	Ossipee	54.97%	Lebanon	50.67%	Canaan	48.11%	Langdon	45.19%		
Fremont	59.57%	Bedford	54.90%	Plainfield	50.67%	Grafton	48.11%	Marlow	45.19%		
Nashua	59.56%	Greenville	54.78%	Durham	50.61%	Orange	48.11%	Dublin	45.15%		
Rochester	59.18%	Mason	54.78%	Clarksville	50.58%	Deerfield	47.97%	Marlborough	45.15%	Unincorporated Places	
Hampstead	59.04%	Epsom	54.54%	Pittsburg	50.58%	Goshen	47.85%	Troy	45.15%	<i>Atkinson and Gilmanton Academy Grant</i>	
Boscawen	58.33%	Richmond	54.51%	Alton	50.33%	Lempster	47.85%	Danbury	45.14%	<i>Bean's Grant</i>	
Concord	58.33%	Swanzey	54.51%	Brookline	50.01%	Sunapee	47.85%	Hill	45.14%	<i>Bean's Purchase</i>	
Webster	58.33%	Winchester	54.51%	Enfield	49.74%	Landaff	47.77%	Sanbornton	45.14%	<i>Cambridge</i>	
Laconia	58.16%	Raymond	54.40%	Brookfield	49.68%	Lisbon	47.77%	Chesterfield	44.69%	<i>Chandler's Purchase</i>	
Albany	58.15%	Epping	54.24%	Dorchester	49.60%	Lyman	47.77%	Lyme	44.18%	<i>Crawford's Purchase</i>	
Hooksett	58.02%	Portsmouth	54.07%	Groton	49.60%	Lyndeborough	47.76%	Errol	44.18%	<i>Cutt's Grant</i>	
Pelham	57.98%	Hampton	53.88%	Hebron	49.60%	Mont Vernon	47.76%	Milan	44.18%	<i>Dix's Grant</i>	
Chichester	57.77%	Northwood	53.62%	Rumney	49.60%	Meredith	47.65%	Amherst	43.07%	<i>Dixville</i>	
Pittsfield	57.77%	Jaffrey	53.43%	Middleton	49.52%	New Hampton	47.65%	Gilmanton	43.02%	<i>Erving's Location</i>	
Franklin	57.67%	Charlestown	53.26%	New Durham	49.52%	Walpole	47.31%	Grantham	42.80%	<i>Green's Grant</i>	
Derry	57.45%	Claremont	53.26%	Antrim	49.47%	Hollis	47.31%	Harrisville	42.80%	<i>Hadley's Purchase</i>	
Northfield	57.31%	Cornish	53.26%	Bennington	49.47%	Auburn	47.23%	Nelson	42.80%	<i>Kilkenny</i>	
Tilton	57.31%	Croydon	53.26%	Hampton Falls	49.41%	Dunbarton	47.23%	Stoddard	42.80%	<i>Livermore</i>	
Keene	57.07%	Newport	53.26%	Deering	49.40%	Weare	47.23%	Henniker	42.70%	<i>Low and Burbank's Grant</i>	
Roxbury	57.07%	Unity	53.26%	Hillsborough	49.40%	Madison	47.01%	Lyme	39.57%	<i>Martin's Location</i>	
Sullivan	57.07%	Merrimack	53.18%	Washington	49.40%	Moultonborough	46.98%	Orford	39.57%	<i>Millsfield</i>	
Surry	57.07%	Belmont	53.03%	Windsor	49.40%	Sandwich	46.98%	Piermont	39.57%	<i>Odell</i>	
Dalton	57.00%	Peterborough	52.96%	Hinsdale	49.38%	Campton	46.90%	Easton	39.21%	<i>Pinkham's Grant</i>	
Whitefield	57.00%	Sharon	52.96%	Barnstead	49.34%	Ellsworth	46.90%	Franconia	39.21%	<i>Sargent's Purchase</i>	
Plaistow	56.97%	Chatham	52.80%	Tamworth	49.13%	Nottingham	46.88%	Sugar Hill	39.21%	<i>Second College Grant</i>	
Milford	56.76%	Conway	52.80%	New Castle	49.01%	Hanover	46.87%	Hancock	36.67%	<i>Success</i>	
Atkinson	56.60%	New London	52.46%	Thornton	48.96%	Wilton	46.85%			<i>Thompson and Meserves Purchase</i>	
Hudson	56.34%	Gilford	52.07%	Woodstock	48.96%	Lee	46.82%			<i>Wentworth's Location</i>	
Allenstown	56.31%	Newmarket	51.93%	Ashland	48.96%	Madbury	46.82%				
Pembroke	56.31%	Greenland	51.89%	Holderness	48.96%	Candia	46.56%				
Farmington	56.09%	Newington	51.89%	Chester	48.70%	Lincoln	46.48%				
Wolfeboro	56.04%	Effingham	51.86%	Hopkinton	48.56%	Waterville Valley	46.48%				
Litchfield	55.93%	Wakefield	51.86%	Tuftonboro	48.53%	Canterbury	46.43%				
Westmoreland	55.85%	East Kingston	51.85%	Bartlett	48.45%	Newfields	46.31%				
Warren	55.80%	South Hampton	51.85%	Hale's Location	48.45%	Stratham	46.31%				
Wentworth	55.80%	Londonderry	51.61%	Hart's Location	48.45%	Center Harbor	46.26%				