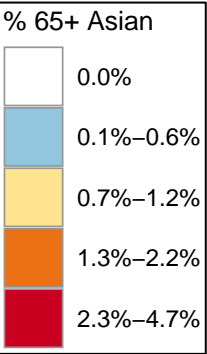
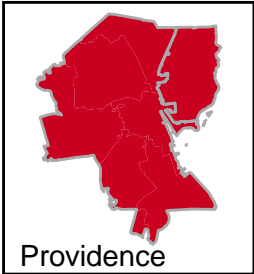
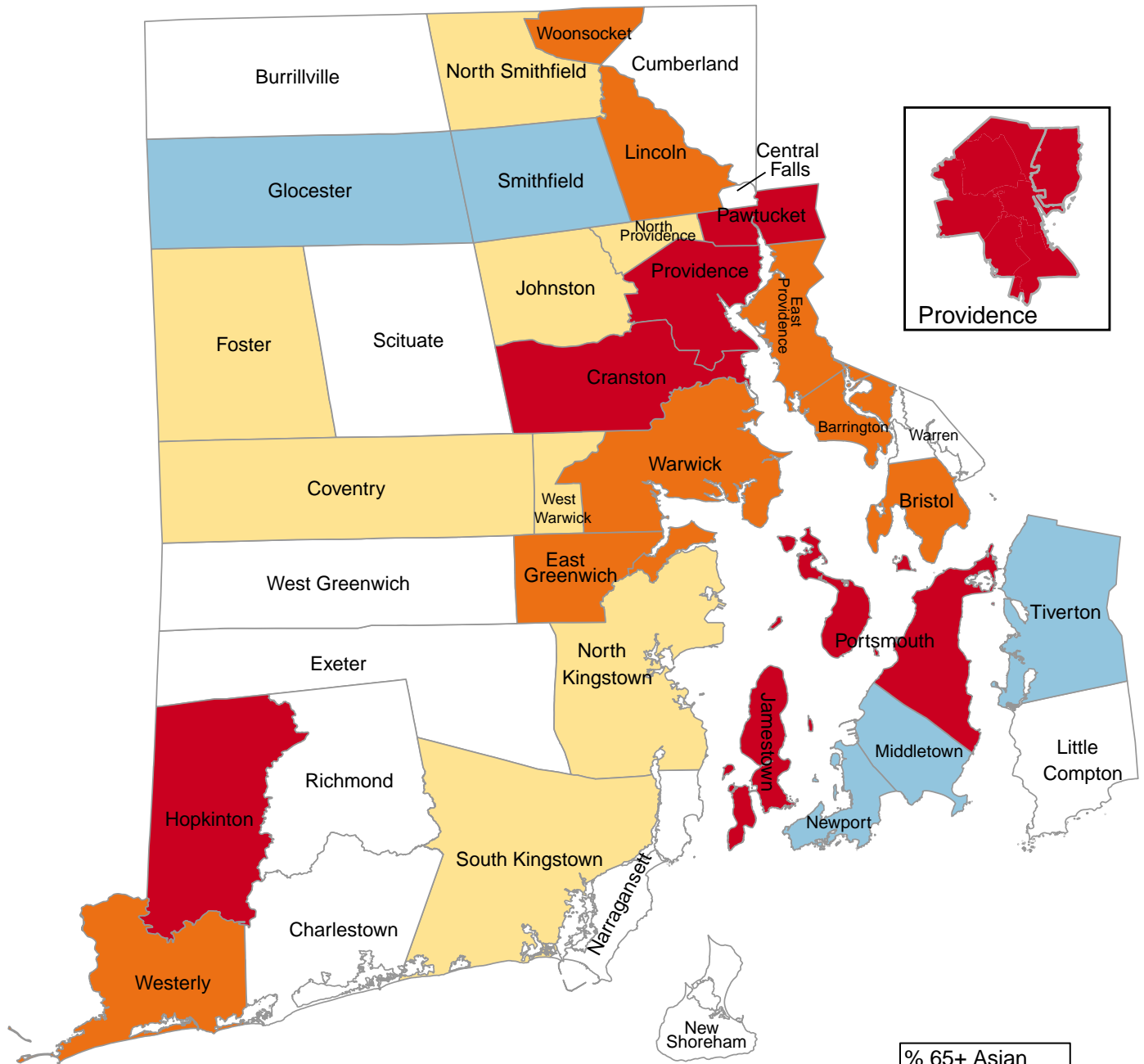


## Percentage of Population Age 65+ Years Asian



**State Average: 1.6%**

Source: ACS 2014–2018



Questions or ideas? [Beth.Dugan@umb.edu](mailto:Beth.Dugan@umb.edu)

6/2020

## % 65+ Who Are Asian

| Alphabetical Order of Town |       | Ranked Rate, High to Low |       |
|----------------------------|-------|--------------------------|-------|
| Barrington                 | 1.43% | Hopkinton                | 4.66% |
| Bristol                    | 1.66% | Providence               | 3.80% |
| Burrillville               | 0%    | Cranston                 | 3.42% |
| Central Falls              | 0%    | Portsmouth               | 3.06% |
| Charlestown                | 0%    | Pawtucket                | 2.54% |
| Coventry                   | 0.73% | Jamestown                | 2.28% |
| Cranston                   | 3.42% | Westerly                 | 2.24% |
| Cumberland                 | 0%    | East Greenwich           | 1.73% |
| East Greenwich             | 1.73% | Woonsocket               | 1.73% |
| East Providence            | 1.69% | East Providence          | 1.69% |
| Exeter                     | 0%    | Bristol                  | 1.66% |
| Foster                     | 1.25% | Warwick                  | 1.51% |
| Glocester                  | 0.37% | Barrington               | 1.43% |
| Hopkinton                  | 4.66% | Lincoln                  | 1.42% |
| Jamestown                  | 2.28% | Foster                   | 1.25% |
| Johnston                   | 0.92% | North Kingstown          | 1.07% |
| Lincoln                    | 1.42% | Johnston                 | 0.92% |
| Little Compton             | 0%    | North Providence         | 0.79% |
| Middletown                 | 0.59% | Coventry                 | 0.73% |
| Narragansett               | 0%    | West Warwick             | 0.72% |
| Newport                    | 0.44% | South Kingstown          | 0.69% |
| New Shoreham               | 0%    | North Smithfield         | 0.67% |
| North Kingstown            | 1.07% | Middletown               | 0.59% |
| North Providence           | 0.79% | Newport                  | 0.44% |
| North Smithfield           | 0.67% | Smithfield               | 0.40% |
| Pawtucket                  | 2.54% | Glocester                | 0.37% |
| Portsmouth                 | 3.06% | Tiverton                 | 0.18% |
| Providence                 | 3.80% | Burrillville             | 0%    |
| Richmond                   | 0%    | Central Falls            | 0%    |
| Scituate                   | 0%    | Charlestown              | 0%    |
| Smithfield                 | 0.40% | Cumberland               | 0%    |
| South Kingstown            | 0.69% | Exeter                   | 0%    |
| Tiverton                   | 0.18% | Little Compton           | 0%    |
| Warren                     | 0%    | Narragansett             | 0%    |
| Warwick                    | 1.51% | New Shoreham             | 0%    |
| Westerly                   | 2.24% | Richmond                 | 0%    |
| West Greenwich             | 0%    | Scituate                 | 0%    |
| West Warwick               | 0.72% | Warren                   | 0%    |
| Woonsocket                 | 1.73% | West Greenwich           | 0%    |

| Providence Neighborhoods |       |
|--------------------------|-------|
| Providence NE            | 3.86% |
| Providence Other         | 2.84% |

| Providence Neighborhoods |       |
|--------------------------|-------|
| Providence NE            | 3.86% |
| Providence Other         | 2.84% |