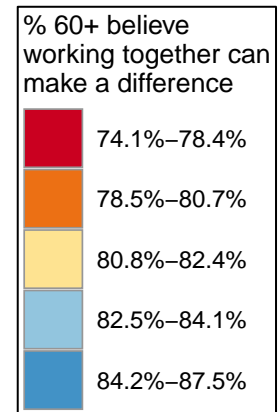
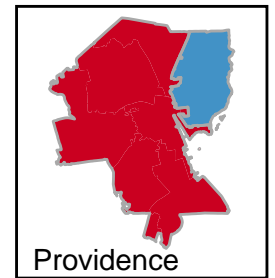
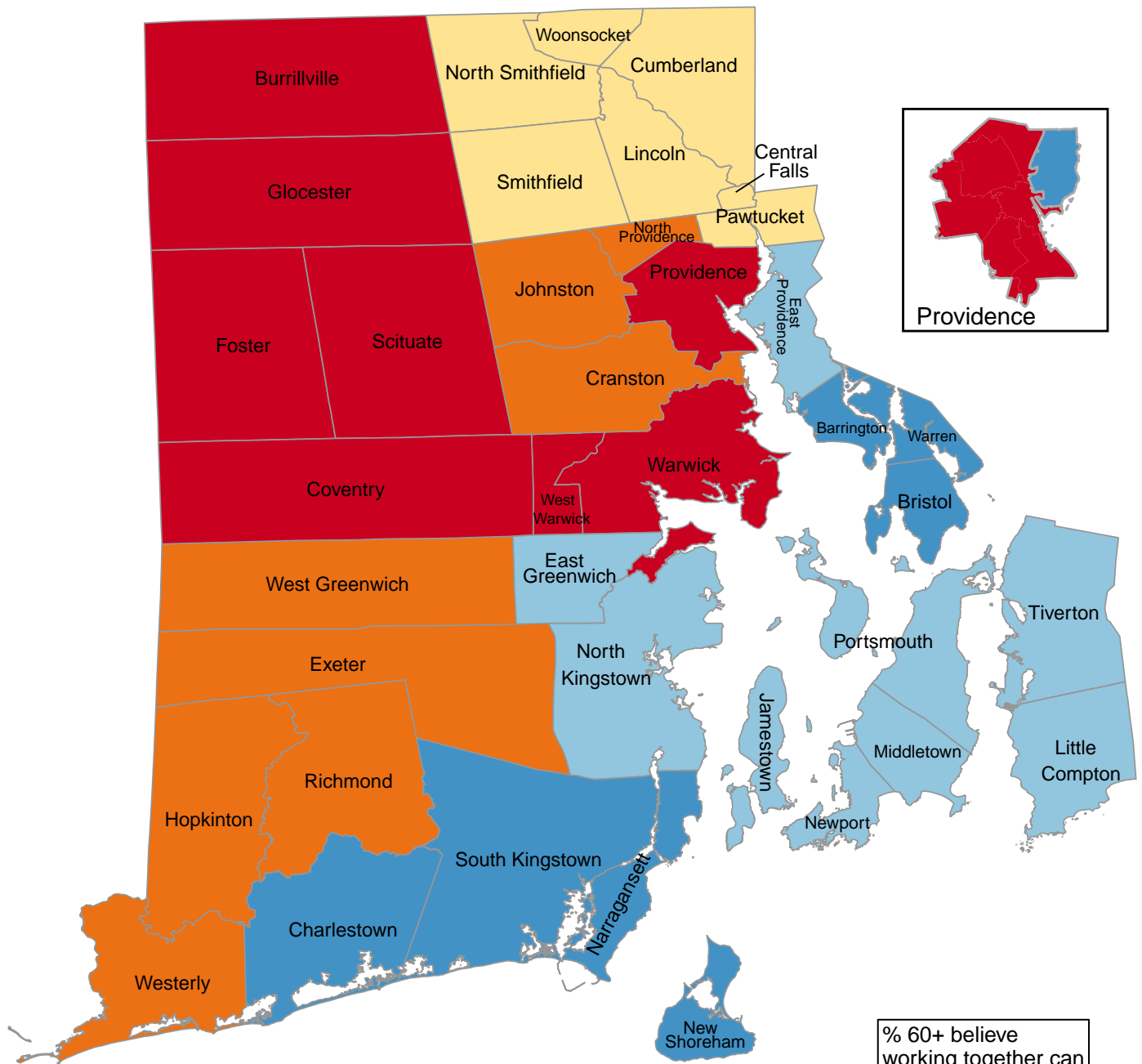


## Percentage of Persons Age 60+ Years who Believe Working Together Can Make a Difference



**State Average: 81.0%**

Source: BRFSS 2012–2014



Questions or ideas? [Beth.Dugan@umb.edu](mailto:Beth.Dugan@umb.edu)

6/2020

## % 60+ Who Believe Working Together Can Make a Difference

Alphabetical Order of Town		Ranked Rate, High to Low	
Barrington	87.38%	Barrington	87.38%
Bristol	87.38%	Bristol	87.38%
Burrillville	78.36%	Warren	87.38%
Central Falls	81.52%	Charlestown	84.46%
Charlestown	84.46%	Narragansett	84.46%
Coventry	78.36%	New Shoreham	84.46%
Cranston	78.95%	South Kingstown	84.46%
Cumberland	82.16%	Jamestown	84.06%
East Greenwich	82.44%	Little Compton	84.06%
East Providence	82.73%	Middletown	84.06%
Exeter	80.06%	Newport	84.06%
Foster	78.36%	Portsmouth	84.06%
Glocester	78.36%	Tiverton	84.06%
Hopkinton	80.06%	East Providence	82.73%
Jamestown	84.06%	East Greenwich	82.44%
Johnston	80.70%	North Kingstown	82.44%
Lincoln	82.16%	Cumberland	82.16%
Little Compton	84.06%	Lincoln	82.16%
Middletown	84.06%	North Smithfield	82.16%
Narragansett	84.46%	Smithfield	82.16%
Newport	84.06%	Central Falls	81.52%
New Shoreham	84.46%	Pawtucket	81.52%
North Kingstown	82.44%	Woonsocket	81.52%
North Providence	80.70%	Johnston	80.70%
North Smithfield	82.16%	North Providence	80.70%
Pawtucket	81.52%	Exeter	80.06%
Portsmouth	84.06%	Hopkinton	80.06%
Providence	77.57%	Richmond	80.06%
Richmond	80.06%	Westerly	80.06%
Scituate	78.36%	West Greenwich	80.06%
Smithfield	82.16%	Cranston	78.95%
South Kingstown	84.46%	Burrillville	78.36%
Tiverton	84.06%	Coventry	78.36%
Warren	87.38%	Foster	78.36%
Warwick	76.85%	Glocester	78.36%
Westerly	80.06%	Scituate	78.36%
West Greenwich	80.06%	Providence	77.57%
West Warwick	76.85%	Warwick	76.85%
Woonsocket	81.52%	West Warwick	76.85%

Providence Neighborhoods	
Providence NE	84.82%
Providence Other	74.06%

Providence Neighborhoods	
Providence NE	84.82%
Providence Other	74.06%