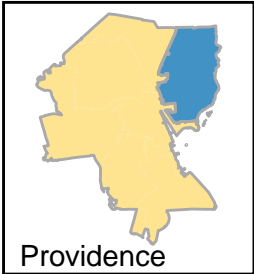
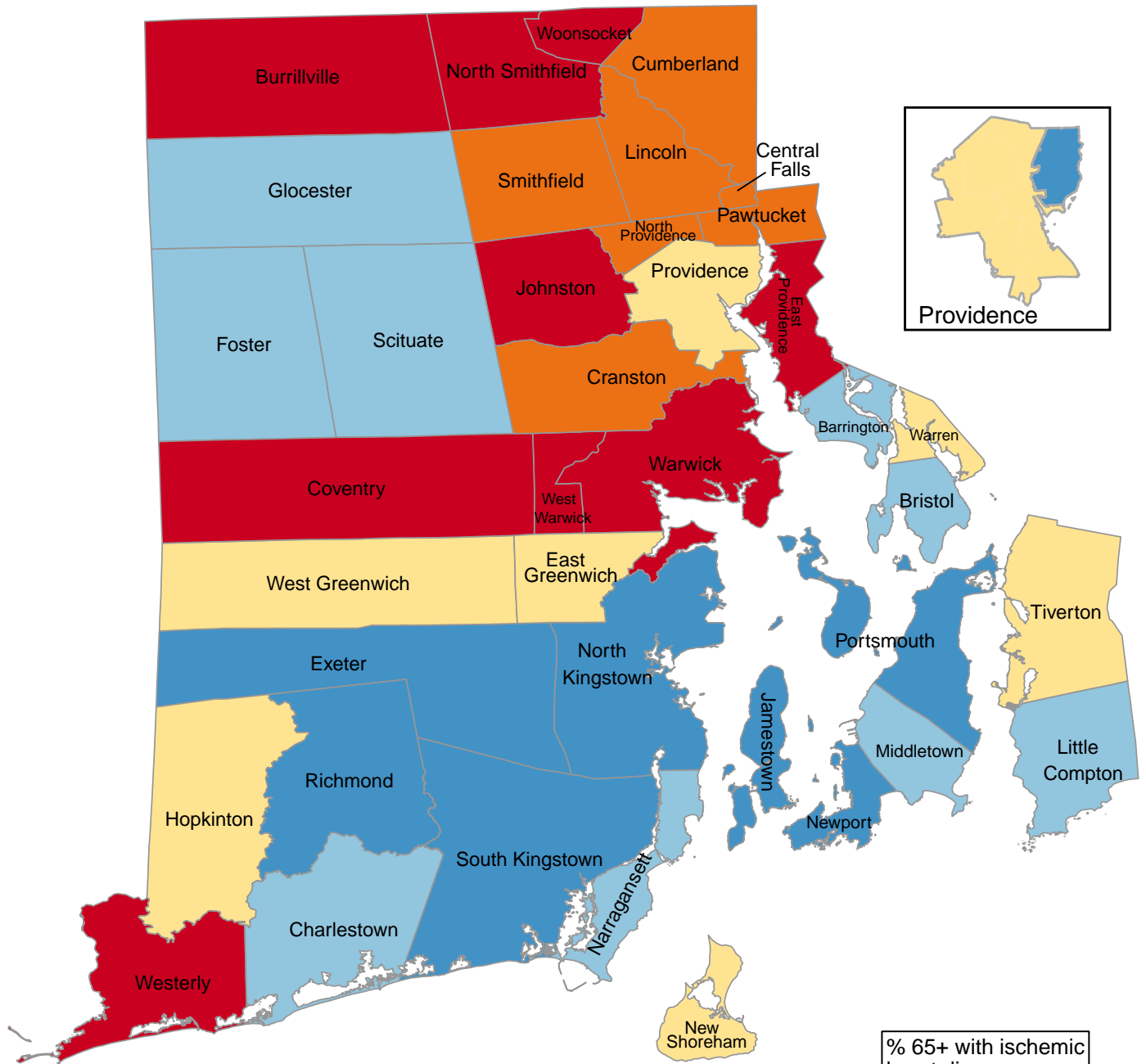


Percentage of Medicare Beneficiaries Age 65+ Years with Ischemic Heart Disease



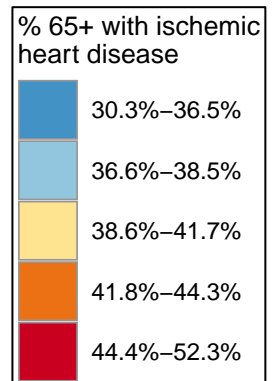
State Average: 41.8%

Source: CMS 2016–2017



Questions or ideas? Beth.Dugan@umb.edu

6/2020



% 65+ with Ischemic Heart Disease

| Alphabetical Order of Town | | Ranked Rate, High to Low | |
|----------------------------|--------|--------------------------|--------|
| Barrington | 37.00% | Woonsocket | 52.21% |
| Bristol | 38.49% | West Warwick | 49.62% |
| Burrillville | 45.66% | Coventry | 48.18% |
| Central Falls | 43.03% | North Smithfield | 47.33% |
| Charlestown | 37.11% | Westerly | 46.75% |
| Coventry | 48.18% | Warwick | 46.51% |
| Cranston | 43.36% | Burrillville | 45.66% |
| Cumberland | 42.93% | Johnston | 44.32% |
| East Greenwich | 41.67% | East Providence | 44.28% |
| East Providence | 44.28% | Cranston | 43.36% |
| Exeter | 33.86% | Central Falls | 43.03% |
| Foster | 36.51% | Cumberland | 42.93% |
| Glocester | 38.10% | North Providence | 42.71% |
| Hopkinton | 41.60% | Lincoln | 42.38% |
| Jamestown | 30.40% | Smithfield | 42.37% |
| Johnston | 44.32% | Pawtucket | 42.08% |
| Lincoln | 42.38% | East Greenwich | 41.67% |
| Little Compton | 36.58% | Hopkinton | 41.60% |
| Middletown | 38.36% | West Greenwich | 40.97% |
| Narragansett | 37.37% | Tiverton | 40.15% |
| Newport | 34.74% | New Shoreham | 39.93% |
| New Shoreham | 39.93% | Providence | 39.68% |
| North Kingstown | 35.25% | Warren | 39.40% |
| North Providence | 42.71% | Bristol | 38.49% |
| North Smithfield | 47.33% | Middletown | 38.36% |
| Pawtucket | 42.08% | Scituate | 38.17% |
| Portsmouth | 33.69% | Glocester | 38.10% |
| Providence | 39.68% | Narragansett | 37.37% |
| Richmond | 35.69% | Charlestown | 37.11% |
| Scituate | 38.17% | Barrington | 37.00% |
| Smithfield | 42.37% | Little Compton | 36.58% |
| South Kingstown | 36.15% | Foster | 36.51% |
| Tiverton | 40.15% | South Kingstown | 36.15% |
| Warren | 39.40% | Richmond | 35.69% |
| Warwick | 46.51% | North Kingstown | 35.25% |
| Westerly | 46.75% | Newport | 34.74% |
| West Greenwich | 40.97% | Exeter | 33.86% |
| West Warwick | 49.62% | Portsmouth | 33.69% |
| Woonsocket | 52.21% | Jamestown | 30.40% |

| Providence Neighborhoods | |
|--------------------------|--------|
| Providence NE | 35.78% |
| Providence Other | 41.38% |

| Providence Neighborhoods | |
|--------------------------|--------|
| Providence Other | 41.38% |
| Providence NE | 35.78% |