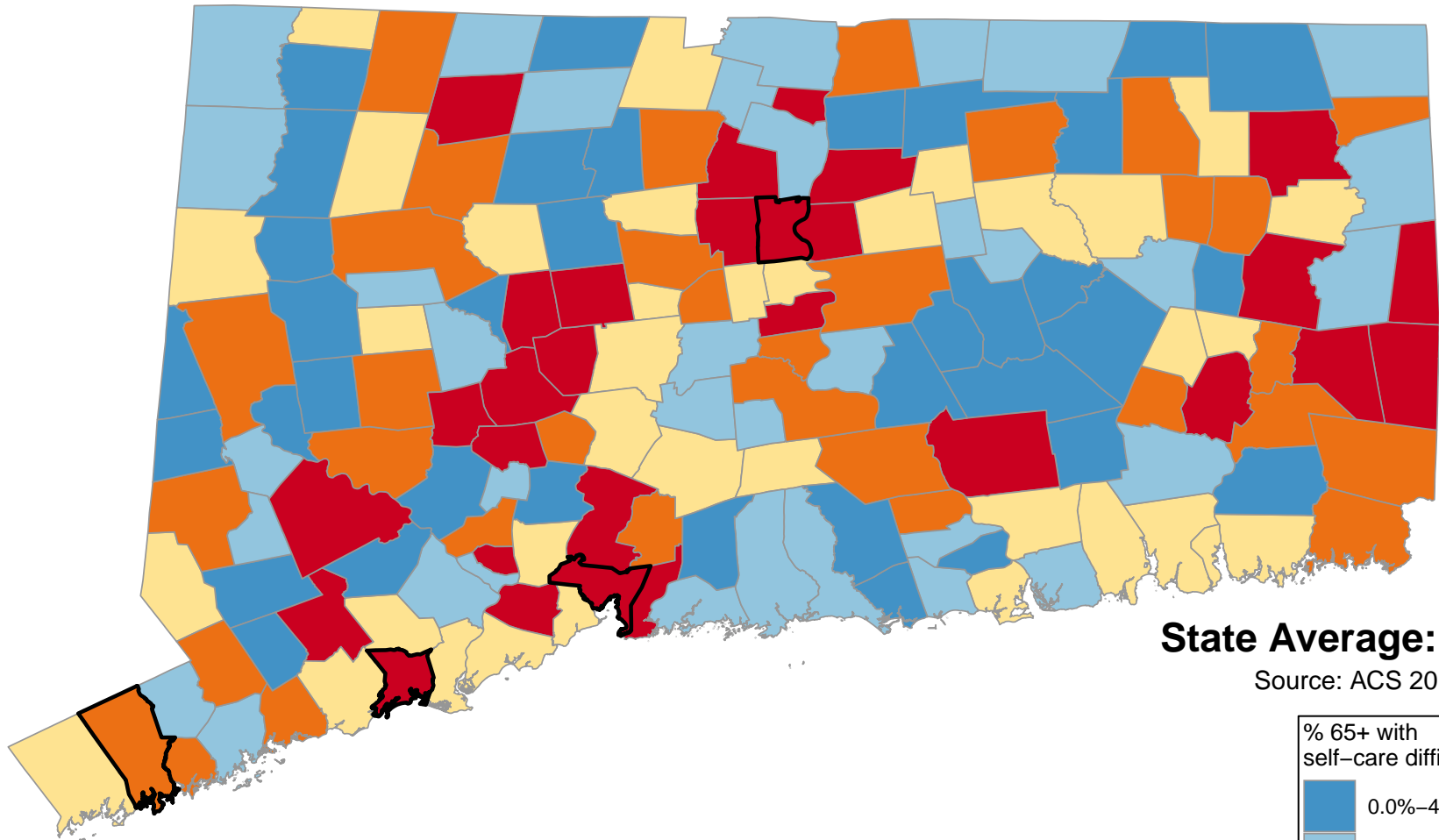
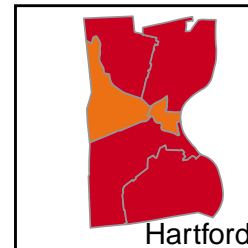
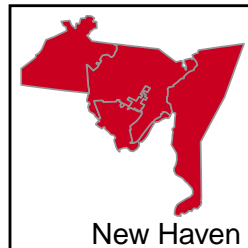
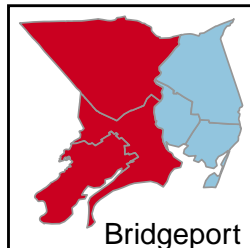
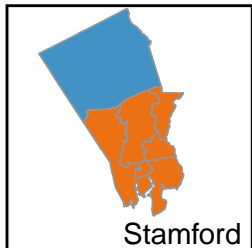
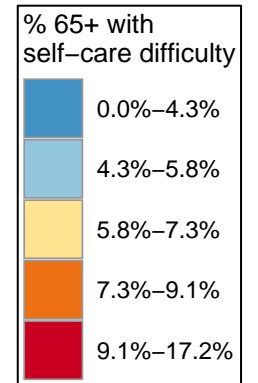


# Percentage of Population Age 65+ Years with Self-Reported Self-Care Difficulty



**State Average: 7.5%**

Source: ACS 2014–2018



Questions or ideas?  
Beth.Dugan@umb.edu  
12/2020

## % 65+ with Self-Reported Self-Care Difficulty

Andover	4.44%	Durham	6.42%	Lyme	6.18%	Pomfret	12.89%	Warren	0.96%
Ansonia	14.13%	East Granby	4.34%	Madison	5.71%	Portland	4.85%	Washington	1.65%
Ashford	8.76%	East Haddam	9.54%	Manchester	7.12%	Preston	7.97%	Waterbury	11.98%
Avon	7.12%	East Hampton	1.14%	Mansfield	7.02%	Prospect	8.32%	Waterford	7.03%
Barkhamsted	4.70%	East Hartford	11.01%	Marlborough	3.74%	Putnam	8.83%	Watertown	5.76%
Beacon Falls	5.25%	East Haven	11.92%	Meriden	5.14%	Redding	2.69%	West Hartford	11.97%
Berlin	4.79%	East Lyme	6.04%	Middlebury	9.60%	Ridgefield	6.67%	West Haven	6.74%
Bethany	3.93%	East Windsor	4.13%	Middlefield	5.16%	Rocky Hill	11.64%	Westbrook	4.68%
Bethel	4.65%	Eastford	6.33%	Middletown	9.05%	Roxbury	3.31%	Weston	4.07%
Bethlehem	6.93%	Easton	11.52%	Milford	7.14%	Salem	1.17%	Westport	7.61%
Bloomfield	12.08%	Ellington	3.04%	Monroe	1.35%	Salisbury	5.62%	Wethersfield	6.55%
Bolton	4.50%	Enfield	8.67%	Montville	5.49%	Scotland	0%	Willington	0.79%
Bozrah	8.30%	Essex	3.83%	Morris	4.81%	Seymour	7.77%	Wilton	8.45%
Branford	5.17%	Fairfield	6.04%	Naugatuck	11.79%	Sharon	5.36%	Winchester	9.20%
Bridgeport	9.56%	Farmington	7.75%	New Britain	9.09%	Shelton	4.59%	Windham	5.59%
Bridgewater	2.10%	Franklin	6.44%	New Canaan	4.45%	Sherman	2.97%	Windsor	5.18%
Bristol	9.37%	Glastonbury	7.37%	New Fairfield	3.37%	Simsbury	8.62%	Windsor Locks	10.60%
Brookfield	5.47%	Goshen	6.46%	New Hartford	4.18%	Somers	4.55%	Wolcott	11.91%
Brooklyn	6.56%	Granby	7.06%	New Haven	11.10%	South Windsor	11.00%	Woodbridge	6.58%
Burlington	3.92%	Greenwich	6.61%	New London	6.47%	Southbury	8.47%	Woodbury	8.07%
Canaan	0.99%	Griswold	9.20%	New Milford	9.12%	Southington	6.53%	Woodstock	4.00%
Canterbury	12.74%	Groton	6.38%	Newington	7.09%	Sprague	6.76%	<b>Neighborhoods</b>	
Canton	2.38%	Guilford	4.84%	Newtown	9.23%	Stafford	4.46%	Bridgeport Area1	9.87%
Chaplin	7.38%	Haddam	8.29%	Norfolk	8.60%	Stamford	7.94%	Bridgeport Area2	13.37%
Cheshire	7.06%	Hamden	9.83%	North Branford	3.56%	Sterling	17.19%	Bridgeport Area3	4.76%
Chester	7.32%	Hampton	7.84%	North Canaan	6.66%	Stonington	7.33%	Hartford Area1	15.60%
Clinton	3.05%	Hartford	11.87%	North Haven	8.40%	Stratford	7.27%	Hartford Area2	8.54%
Colchester	1.15%	Hartland	2.53%	North Stonington	7.36%	Suffield	4.43%	Hartford Area3	10.98%
Colebrook	4.67%	Harwinton	5.81%	Norwalk	5.36%	Thomaston	2.98%	New Haven Area1	12.10%
Columbia	3.35%	Hebron	3.66%	Norwich	10.06%	Thompson	5.77%	New Haven Area2	10.72%
Cornwall	3.27%	Kent	6.87%	Old Lyme	5.38%	Tolland	8.15%	New Haven Area3	10.24%
Coventry	6.46%	Killingly	4.44%	Old Saybrook	5.84%	Torrington	7.92%	Stamford Area1	4.28%
Cromwell	8.93%	Killingworth	2.46%	Orange	9.72%	Trumbull	6.17%	Stamford Area2	8.46%
Danbury	8.17%	Lebanon	3.45%	Oxford	3.71%	Union	3.82%	Stamford Area3	8.73%
Darien	7.98%	Ledyard	3.03%	Plainfield	5.39%	Vernon	5.80%		
Deep River	4.80%	Lisbon	9.08%	Plainville	6.36%	Voluntown	13.86%		
Derby	5.19%	Litchfield	7.54%	Plymouth	12.11%	Wallingford	5.97%		

## % 65+ with Self-Reported Self-Care Difficulty (Ranked)

Sterling	17.19%	Simsbury	8.62%	West Haven	6.74%	Windsor	5.18%	Roxbury	3.31%
Ansonia	14.13%	Norfolk	8.60%	Ridgefield	6.67%	Branford	5.17%	Cornwall	3.27%
Voluntown	13.86%	Southbury	8.47%	North Canaan	6.66%	Middlefield	5.16%	Clinton	3.05%
Pomfret	12.89%	Wilton	8.45%	Greenwich	6.61%	Meriden	5.14%	Ellington	3.04%
Canterbury	12.74%	North Haven	8.40%	Woodbridge	6.58%	Portland	4.85%	Ledyard	3.03%
Plymouth	12.11%	Prospect	8.32%	Brooklyn	6.56%	Guilford	4.84%	Thomaston	2.98%
Bloomfield	12.08%	Bozrah	8.30%	Wethersfield	6.55%	Morris	4.81%	Sherman	2.97%
Waterbury	11.98%	Haddam	8.29%	Southington	6.53%	Deep River	4.80%	Redding	2.69%
West Hartford	11.97%	Danbury	8.17%	New London	6.47%	Berlin	4.79%	Hartland	2.53%
East Haven	11.92%	Tolland	8.15%	Coventry	6.46%	Barkhamsted	4.70%	Killingworth	2.46%
Wolcott	11.91%	Woodbury	8.07%	Goshen	6.46%	Westbrook	4.68%	Canton	2.38%
Hartford	11.87%	Darien	7.98%	Franklin	6.44%	Colebrook	4.67%	Bridgewater	2.10%
Naugatuck	11.79%	Preston	7.97%	Durham	6.42%	Bethel	4.65%	Washington	1.65%
Rocky Hill	11.64%	Stamford	7.94%	Groton	6.38%	Shelton	4.59%	Monroe	1.35%
Easton	11.52%	Torrington	7.92%	Plainville	6.36%	Somers	4.55%	Salem	1.17%
New Haven	11.10%	Hampton	7.84%	Eastford	6.33%	Bolton	4.50%	Colchester	1.15%
East Hartford	11.01%	Seymour	7.77%	Lyme	6.18%	Stafford	4.46%	East Hampton	1.14%
South Windsor	11.00%	Farmington	7.75%	Trumbull	6.17%	New Canaan	4.45%	Canaan	0.99%
Windsor Locks	10.60%	Westport	7.61%	East Lyme	6.04%	Andover	4.44%	Warren	0.96%
Norwich	10.06%	Litchfield	7.54%	Fairfield	6.04%	Killingly	4.44%	Willington	0.79%
Hamden	9.83%	Chaplin	7.38%	Wallingford	5.97%	Suffield	4.43%	Scotland	0%
Orange	9.72%	Glastonbury	7.37%	Old Saybrook	5.84%	East Granby	4.34%	<b>Neighborhoods</b>	
Middlebury	9.60%	North Stonington	7.36%	Harwinton	5.81%	New Hartford	4.18%	Hartford Area1	15.60%
Bridgeport	9.56%	Stonington	7.33%	Vernon	5.80%	East Windsor	4.13%	Bridgeport Area2	13.37%
East Haddam	9.54%	Chester	7.32%	Thompson	5.77%	Weston	4.07%	New Haven Area1	12.10%
Bristol	9.37%	Stratford	7.27%	Watertown	5.76%	Woodstock	4.00%	Hartford Area3	10.98%
Newtown	9.23%	Milford	7.14%	Madison	5.71%	Bethany	3.93%	New Haven Area2	10.72%
Griswold	9.20%	Avon	7.12%	Salisbury	5.62%	Burlington	3.92%	New Haven Area3	10.24%
Winchester	9.20%	Manchester	7.12%	Windham	5.59%	Essex	3.83%	Bridgeport Area1	9.87%
New Milford	9.12%	Newington	7.09%	Montville	5.49%	Union	3.82%	Stamford Area3	8.73%
New Britain	9.09%	Cheshire	7.06%	Brookfield	5.47%	Marlborough	3.74%	Hartford Area2	8.54%
Lisbon	9.08%	Granby	7.06%	Plainfield	5.39%	Oxford	3.71%	Stamford Area2	8.46%
Middletown	9.05%	Waterford	7.03%	Old Lyme	5.38%	Hebron	3.66%	Bridgeport Area3	4.76%
Cromwell	8.93%	Mansfield	7.02%	Sharon	5.36%	North Branford	3.56%	Stamford Area1	4.28%
Putnam	8.83%	Bethlehem	6.93%	Norwalk	5.36%	Lebanon	3.45%		
Ashford	8.76%	Kent	6.87%	Beacon Falls	5.25%	New Fairfield	3.37%		
Enfield	8.67%	Sprague	6.76%	Derby	5.19%	Columbia	3.35%		

Questions ? Beth.Dugan@umb.edu

<https://healthvagingdatareports.org>