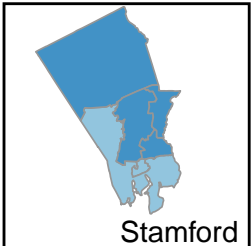
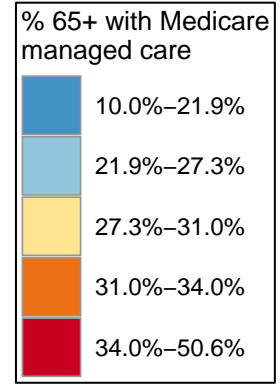
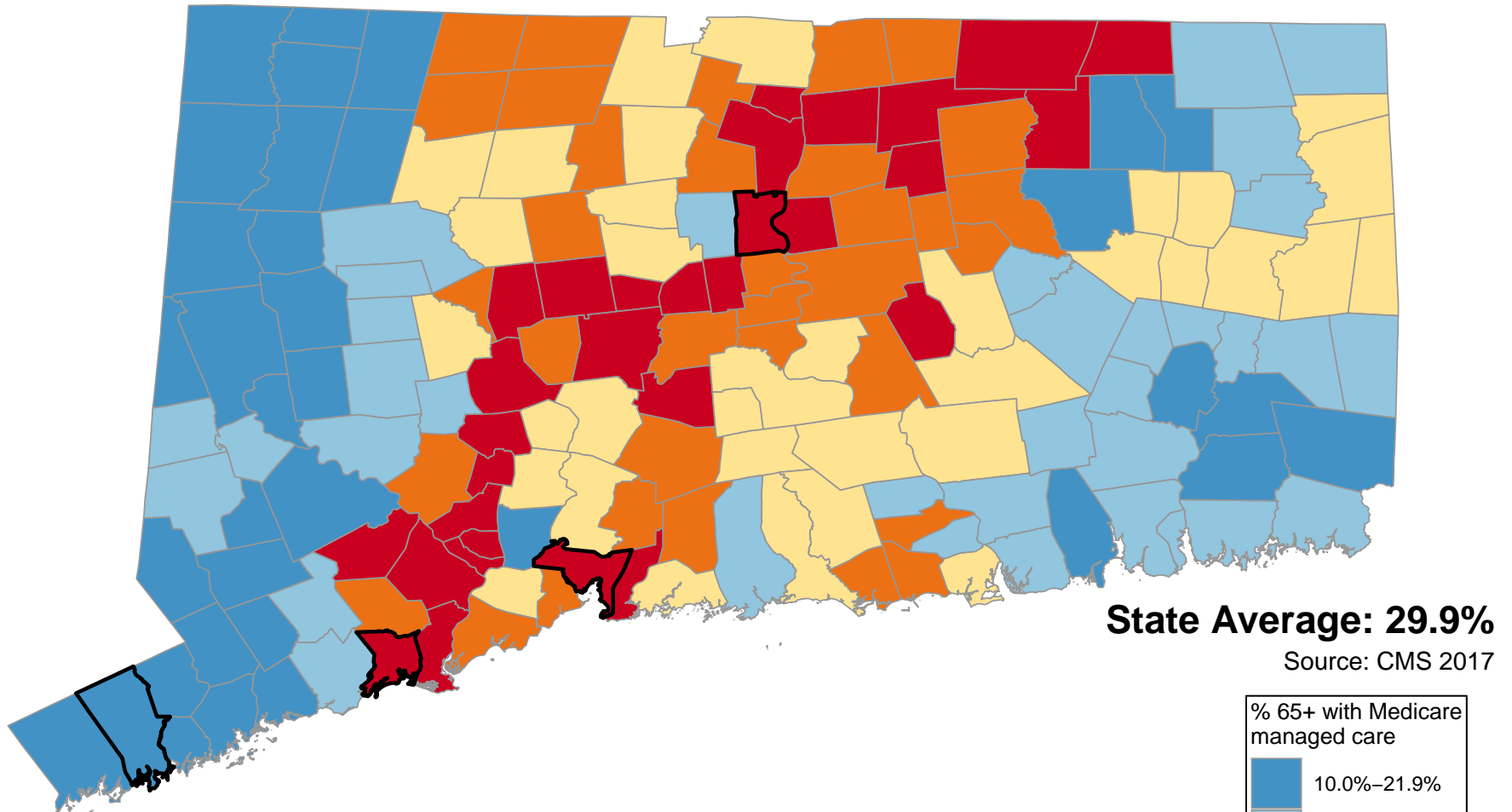


Percentage of Medicare Beneficiaries Age 65+ Years Enrolled in Managed Care



Questions or ideas?
Beth.Dugan@umb.edu
12/2020

% 65+ Medicare Managed Care Enrollees

Andover	33.90%	Durham	30.78%	Lyme	26.28%	Pomfret	22.33%	Warren	19.24%
Ansonia	41.16%	East Granby	31.68%	Madison	28.01%	Portland	27.91%	Washington	15.18%
Ashford	21.78%	East Haddam	28.49%	Manchester	33.90%	Preston	19.64%	Waterbury	34.98%
Avon	28.85%	East Hampton	31.76%	Mansfield	17.36%	Prospect	30.72%	Waterford	22.09%
Barkhamsted	33.22%	East Hartford	39.67%	Marlborough	38.16%	Putnam	29.27%	Watertown	30.20%
Beacon Falls	33.97%	East Haven	36.37%	Meriden	36.77%	Redding	14.98%	West Hartford	25.08%
Berlin	33.63%	East Lyme	21.72%	Middlebury	24.97%	Ridgefield	16.69%	West Haven	33.20%
Bethany	28.75%	East Windsor	40.71%	Middlefield	30.62%	Rocky Hill	33.21%	Westbrook	33.11%
Bethel	19.65%	Eastford	21.78%	Middletown	30.99%	Roxbury	17.53%	Weston	13.17%
Bethlehem	24.26%	Easton	24.17%	Milford	33.70%	Salem	22.11%	Westport	13.74%
Bloomfield	31.15%	Ellington	34.92%	Monroe	35.23%	Salisbury	10.12%	Wethersfield	32.26%
Bolton	33.90%	Enfield	32.70%	Montville	22.51%	Scotland	28.73%	Willington	34.21%
Bozrah	23.35%	Essex	26.57%	Morris	24.26%	Seymour	39.84%	Wilton	13.09%
Branford	30.62%	Fairfield	24.28%	Naugatuck	36.51%	Sharon	15.01%	Winchester	31.90%
Bridgeport	41.73%	Farmington	29.97%	New Britain	41.53%	Shelton	37.54%	Windham	28.81%
Bridgewater	17.53%	Franklin	23.35%	New Canaan	11.01%	Sherman	16.56%	Windsor	35.80%
Bristol	41.49%	Glastonbury	31.52%	New Fairfield	22.46%	Simsbury	28.83%	Windsor Locks	35.86%
Brookfield	23.21%	Goshen	21.55%	New Hartford	30.28%	Somers	32.27%	Wolcott	33.70%
Brooklyn	23.38%	Granby	30.45%	New Haven	35.45%	South Windsor	31.39%	Woodbridge	21.21%
Burlington	33.20%	Greenwich	10.69%	New London	22.32%	Southbury	25.85%	Woodbury	23.93%
Canaan	17.26%	Griswold	25.88%	New Milford	21.25%	Southington	37.50%	Woodstock	22.33%
Canterbury	31.02%	Groton	23.87%	Newington	33.96%	Sprague	23.35%	Neighborhoods	
Canton	33.03%	Guilford	27.28%	Newtown	20.37%	Stafford	34.21%	Bridgeport Area1	40.27%
Chaplin	28.73%	Haddam	29.36%	Norfolk	21.55%	Stamford	21.66%	Bridgeport Area2	38.98%
Cheshire	27.54%	Hamden	29.81%	North Branford	33.06%	Sterling	28.68%	Bridgeport Area3	46.72%
Chester	25.05%	Hampton	28.73%	North Canaan	17.26%	Stonington	23.61%	Hartford Area1	50.57%
Clinton	33.20%	Hartford	44.74%	North Haven	33.69%	Stratford	36.72%	Hartford Area2	35.04%
Colchester	28.78%	Hartland	33.22%	North Stonington	21.88%	Suffield	29.90%	Hartford Area3	45.75%
Colebrook	31.90%	Harwinton	29.57%	Norwalk	21.51%	Thomaston	33.48%	New Haven Area1	29.05%
Columbia	22.72%	Hebron	31.01%	Norwich	21.01%	Thompson	25.54%	New Haven Area2	33.23%
Cornwall	19.24%	Kent	18.87%	Old Lyme	26.28%	Tolland	31.68%	New Haven Area3	41.67%
Coventry	31.34%	Killingly	28.68%	Old Saybrook	28.70%	Torrington	27.86%	Stamford Area1	14.63%
Cromwell	31.44%	Killingworth	30.84%	Orange	29.73%	Trumbull	31.03%	Stamford Area2	23.71%
Danbury	23.65%	Lebanon	24.55%	Oxford	31.59%	Union	34.21%	Stamford Area3	21.92%
Darien	13.67%	Ledyard	17.10%	Plainfield	28.68%	Vernon	35.83%		
Deep River	33.05%	Lisbon	25.88%	Plainville	38.59%	Voluntown	25.88%		
Derby	42.06%	Litchfield	26.56%	Plymouth	35.56%	Wallingford	33.00%		

% 65+ Medicare Managed Care Enrollees (Ranked)

Hartford	44.74%	Thomaston	33.48%	Watertown	30.20%	Middlebury	24.97%	Cornwall	19.24%
Derby	42.06%	Barkhamsted	33.22%	Farmington	29.97%	Lebanon	24.55%	Warren	19.24%
Bridgeport	41.73%	Hartland	33.22%	Suffield	29.90%	Fairfield	24.28%	Kent	18.87%
New Britain	41.53%	Rocky Hill	33.21%	Hamden	29.81%	Bethlehem	24.26%	Bridgewater	17.53%
Bristol	41.49%	Burlington	33.20%	Orange	29.73%	Morris	24.26%	Roxbury	17.53%
Ansonia	41.16%	Clinton	33.20%	Harwinton	29.57%	Easton	24.17%	Mansfield	17.36%
East Windsor	40.71%	West Haven	33.20%	Haddam	29.36%	Woodbury	23.93%	Canaan	17.26%
Seymour	39.84%	Westbrook	33.11%	Putnam	29.27%	Groton	23.87%	North Canaan	17.26%
East Hartford	39.67%	North Branford	33.06%	Avon	28.85%	Danbury	23.65%	Ledyard	17.10%
Plainville	38.59%	Deep River	33.05%	Simsbury	28.83%	Stonington	23.61%	Ridgefield	16.69%
Marlborough	38.16%	Canton	33.03%	Windham	28.81%	Brooklyn	23.38%	Sherman	16.56%
Shelton	37.54%	Wallingford	33.00%	Colchester	28.78%	Bozrah	23.35%	Washington	15.18%
Southington	37.50%	Enfield	32.70%	Bethany	28.75%	Franklin	23.35%	Sharon	15.01%
Meriden	36.77%	Somers	32.27%	Chaplin	28.73%	Sprague	23.35%	Redding	14.98%
Stratford	36.72%	Wethersfield	32.26%	Hampton	28.73%	Brookfield	23.21%	Westport	13.74%
Naugatuck	36.51%	Colebrook	31.90%	Scotland	28.73%	Columbia	22.72%	Darien	13.67%
East Haven	36.37%	Winchester	31.90%	Old Saybrook	28.70%	Montville	22.51%	Weston	13.17%
Windsor Locks	35.86%	East Hampton	31.76%	Killingly	28.68%	New Fairfield	22.46%	Wilton	13.09%
Vernon	35.83%	Tolland	31.68%	Plainfield	28.68%	Pomfret	22.33%	New Canaan	11.01%
Windsor	35.80%	East Granby	31.68%	Sterling	28.68%	Woodstock	22.33%	Greenwich	10.69%
Plymouth	35.56%	Oxford	31.59%	East Haddam	28.49%	New London	22.32%	Salisbury	10.12%
New Haven	35.45%	Glastonbury	31.52%	Madison	28.01%	Salem	22.11%	Neighborhoods	
Monroe	35.23%	Cromwell	31.44%	Portland	27.91%	Waterford	22.09%	Hartford Area1	50.57%
Waterbury	34.98%	South Windsor	31.39%	Torrington	27.86%	North Stonington	21.88%	Bridgeport Area3	46.72%
Ellington	34.92%	Coventry	31.34%	Cheshire	27.54%	Ashford	21.78%	Hartford Area3	45.75%
Stafford	34.21%	Bloomfield	31.15%	Guilford	27.28%	Eastford	21.78%	New Haven Area3	41.67%
Union	34.21%	Trumbull	31.03%	Essex	26.57%	East Lyme	21.72%	Bridgeport Area1	40.27%
Willington	34.21%	Canterbury	31.02%	Litchfield	26.56%	Stamford	21.66%	Bridgeport Area2	38.98%
Beacon Falls	33.97%	Hebron	31.01%	Lyme	26.28%	Goshen	21.55%	Hartford Area2	35.04%
Newington	33.96%	Middletown	30.99%	Old Lyme	26.28%	Norfolk	21.55%	New Haven Area2	33.23%
Manchester	33.90%	Killingworth	30.84%	Griswold	25.88%	Norwalk	21.51%	New Haven Area1	29.05%
Andover	33.90%	Durham	30.78%	Lisbon	25.88%	New Milford	21.25%	Stamford Area2	23.71%
Bolton	33.90%	Prospect	30.72%	Voluntown	25.88%	Woodbridge	21.21%	Stamford Area3	21.92%
Milford	33.70%	Branford	30.62%	Southbury	25.85%	Norwich	21.01%	Stamford Area1	14.63%
Wolcott	33.70%	Middlefield	30.62%	Thompson	25.54%	Newtown	20.37%		
North Haven	33.69%	Granby	30.45%	West Hartford	25.08%	Bethel	19.65%	Questions ? Beth.Dugan@umb.edu	
Berlin	33.63%	New Hartford	30.28%	Chester	25.05%	Preston	19.64%	https://healthvagingdatareports.org	