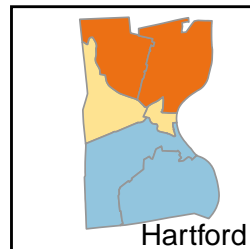
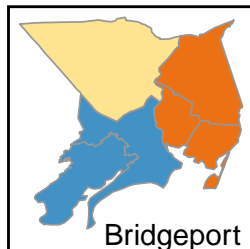
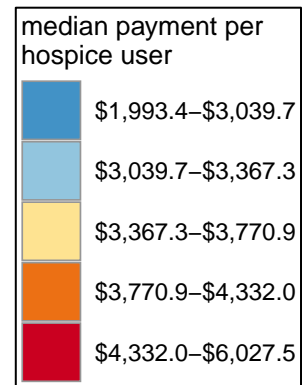
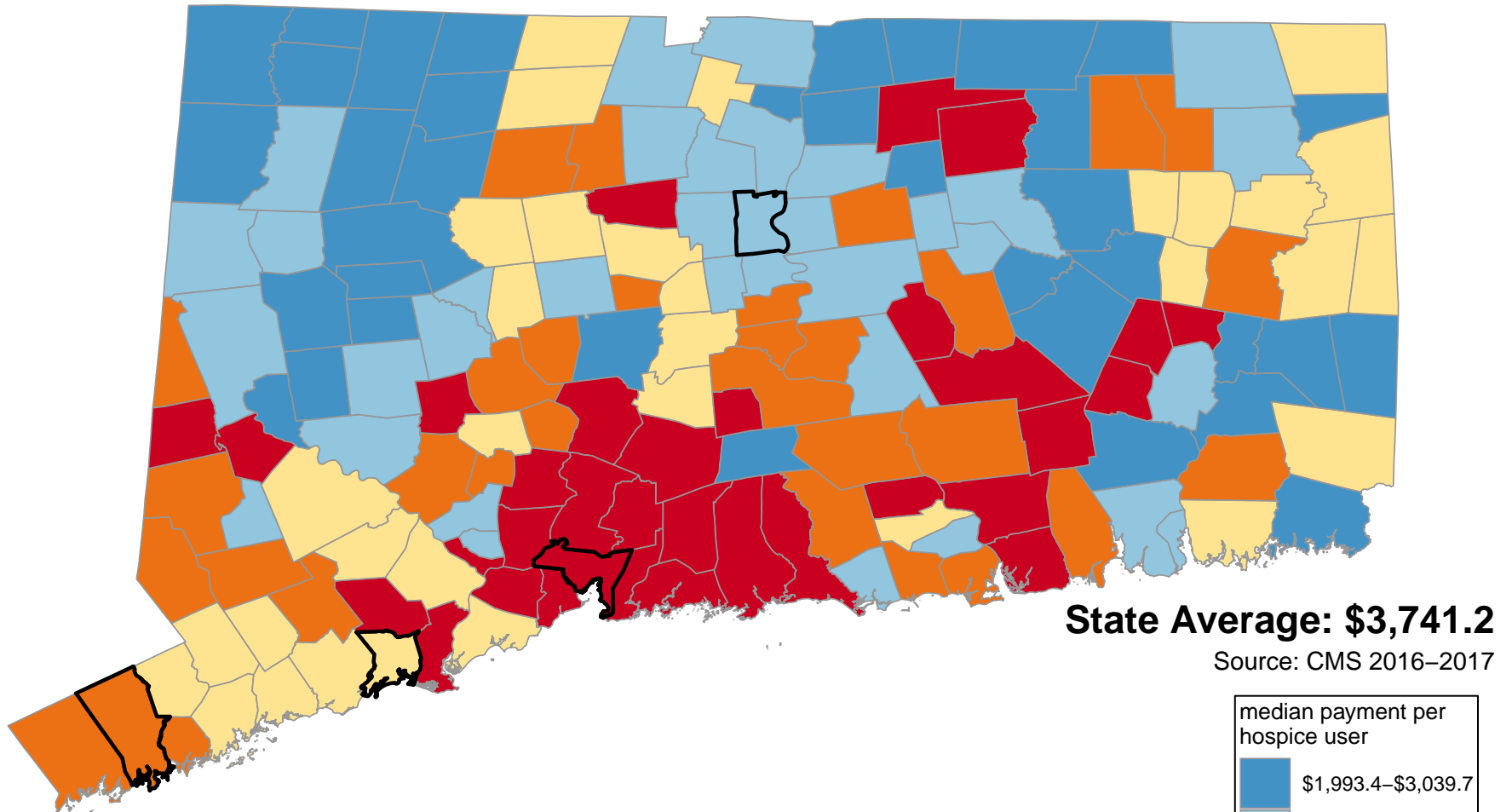


Median Payment (Medicare + Other) per Hospice User Age 65+ Years



Questions or ideas?
Beth.Dugan@umb.edu
12/2020

Median Payment (Medicare + Other) per Hospice User

Andover	\$3,161.49	Durham	\$2,792.94	Lyme	\$4,751.12	Pomfret	\$3,085.67	Warren	\$3,298.50
Ansonia	\$3,221.61	East Granby	\$3,382.11	Madison	\$4,933.01	Portland	\$4,168.02	Washington	\$2,850.61
Ashford	\$3,817.94	East Haddam	\$4,192.25	Manchester	\$3,857.07	Preston	\$2,208.10	Waterbury	\$4,027.02
Avon	\$4,342.49	East Hampton	\$3,277.19	Mansfield	\$2,282.57	Prospect	\$3,796.54	Waterford	\$3,367.33
Barkhamsted	\$3,724.78	East Hartford	\$3,080.58	Marlborough	\$4,358.91	Putnam	\$2,813.69	Watertown	\$3,294.95
Beacon Falls	\$4,289.98	East Haven	\$5,105.31	Meriden	\$3,663.73	Redding	\$3,806.64	West Hartford	\$3,085.67
Berlin	\$3,657.23	East Lyme	\$4,167.35	Middlebury	\$4,586.38	Ridgefield	\$4,195.15	West Haven	\$4,886.08
Bethany	\$5,739.54	East Windsor	\$2,904.81	Middlefield	\$4,683.50	Rocky Hill	\$3,781.28	Westbrook	\$3,803.63
Bethel	\$3,318.13	Eastford	\$3,817.94	Middletown	\$4,079.94	Roxbury	\$2,905.32	Weston	\$3,476.83
Bethlehem	\$2,677.39	Easton	\$3,883.79	Milford	\$3,699.22	Salem	\$4,537.54	Westport	\$3,693.57
Bloomfield	\$3,070.91	Ellington	\$4,437.69	Monroe	\$3,417.11	Salisbury	\$2,899.75	Wethersfield	\$3,083.13
Bolton	\$3,161.49	Enfield	\$3,025.02	Montville	\$2,919.32	Scotland	\$3,385.64	Willington	\$2,739.91
Bozrah	\$4,665.91	Essex	\$3,333.88	Morris	\$2,677.39	Seymour	\$3,221.61	Wilton	\$3,699.45
Branford	\$4,868.04	Fairfield	\$3,770.93	Naugatuck	\$3,462.37	Sharon	\$2,268.77	Winchester	\$2,319.64
Bridgeport	\$3,498.01	Farmington	\$3,426.64	New Britain	\$3,668.09	Shelton	\$3,498.01	Windham	\$1,993.44
Bridgewater	\$2,905.32	Franklin	\$4,665.91	New Canaan	\$3,479.57	Sherman	\$4,312.16	Windsor	\$3,332.30
Bristol	\$3,153.25	Glastonbury	\$3,079.64	New Fairfield	\$4,859.87	Simsbury	\$3,085.67	Windsor Locks	\$2,701.23
Brookfield	\$4,558.38	Goshen	\$2,885.27	New Hartford	\$3,976.92	Somers	\$2,739.94	Wolcott	\$3,817.88
Brooklyn	\$3,483.18	Granby	\$3,155.07	New Haven	\$4,850.87	South Windsor	\$3,110.12	Woodbridge	\$5,637.83
Burlington	\$3,684.57	Greenwich	\$4,158.05	New London	\$3,299.45	Southbury	\$3,333.88	Woodbury	\$3,333.88
Canaan	\$2,447.31	Griswold	\$3,039.71	New Milford	\$3,063.07	Southington	\$2,970.70	Woodstock	\$3,085.67
Canterbury	\$4,029.64	Groton	\$3,593.13	Newington	\$3,080.58	Sprague	\$4,665.91	Neighborhoods	
Canton	\$4,006.11	Guilford	\$5,697.58	Newtown	\$3,409.92	Stafford	\$2,739.91	Bridgeport Area1	\$3,498.02
Chaplin	\$3,385.64	Haddam	\$4,324.53	Norfolk	\$2,885.27	Stamford	\$3,860.94	Bridgeport Area2	\$2,974.04
Cheshire	\$4,882.13	Hamden	\$4,873.73	North Branford	\$6,027.50	Sterling	\$3,401.49	Bridgeport Area3	\$4,205.34
Chester	\$4,841.58	Hampton	\$3,385.64	North Canaan	\$2,447.31	Stonington	\$3,012.93	Hartford Area1	\$3,838.10
Clinton	\$3,275.30	Hartford	\$3,342.85	North Haven	\$5,782.93	Stratford	\$4,395.05	Hartford Area2	\$3,631.77
Colchester	\$4,840.14	Hartland	\$3,724.78	North Stonington	\$3,743.43	Suffield	\$3,085.67	Hartford Area3	\$3,085.67
Colebrook	\$2,319.64	Harwinton	\$3,542.53	Norwalk	\$3,507.58	Thomaston	\$3,263.81	New Haven Area1	\$4,610.74
Columbia	\$2,625.82	Hebron	\$3,782.83	Norwich	\$3,059.32	Thompson	\$3,688.68	New Haven Area2	\$4,770.80
Cornwall	\$3,298.50	Kent	\$3,129.75	Old Lyme	\$4,751.12	Tolland	\$4,620.87	New Haven Area3	\$5,637.82
Coventry	\$3,113.50	Killingly	\$3,401.49	Old Saybrook	\$4,284.20	Torrington	\$2,725.50	Stamford Area1	\$4,044.23
Cromwell	\$3,896.09	Killingworth	\$4,003.53	Orange	\$5,105.31	Trumbull	\$4,372.51	Stamford Area2	\$4,271.40
Danbury	\$4,248.93	Lebanon	\$3,026.46	Oxford	\$3,911.41	Union	\$2,739.91	Stamford Area3	\$3,510.83
Darien	\$4,219.09	Ledyard	\$4,332.00	Plainfield	\$3,401.49	Vernon	\$2,798.14		
Deep River	\$3,429.81	Lisbon	\$3,039.71	Plainville	\$3,850.72	Voluntown	\$3,039.71		
Derby	\$5,000.82	Litchfield	\$2,948.27	Plymouth	\$3,743.56	Wallingford	\$4,561.17		

Median Payment (Medicare + Other) per Hospice User (Ranked)

North Branford	\$6,027.50	Old Saybrook	\$4,284.20	Burlington	\$3,684.57	Thomaston	\$3,263.81	Washington	\$2,850.61
North Haven	\$5,782.93	Danbury	\$4,248.93	New Britain	\$3,668.09	Ansonia	\$3,221.61	Putnam	\$2,813.69
Bethany	\$5,739.54	Darien	\$4,219.09	Meriden	\$3,663.73	Seymour	\$3,221.61	Vernon	\$2,798.14
Guilford	\$5,697.58	Ridgefield	\$4,195.15	Berlin	\$3,657.23	Andover	\$3,161.49	Durham	\$2,792.94
Woodbridge	\$5,637.83	East Haddam	\$4,192.25	Groton	\$3,593.13	Bolton	\$3,161.49	Somers	\$2,739.94
East Haven	\$5,105.31	Portland	\$4,168.02	Harwinton	\$3,542.53	Granby	\$3,155.07	Stafford	\$2,739.91
Orange	\$5,105.31	East Lyme	\$4,167.35	Norwalk	\$3,507.58	Bristol	\$3,153.25	Union	\$2,739.91
Derby	\$5,000.82	Greenwich	\$4,158.05	Bridgeport	\$3,498.01	Kent	\$3,129.75	Willington	\$2,739.91
Madison	\$4,933.01	Middletown	\$4,079.94	Shelton	\$3,498.01	Coventry	\$3,113.50	Torrington	\$2,725.50
West Haven	\$4,886.08	Canterbury	\$4,029.64	Brooklyn	\$3,483.18	South Windsor	\$3,110.12	Windsor Locks	\$2,701.23
Cheshire	\$4,882.13	Waterbury	\$4,027.02	New Canaan	\$3,479.57	Pomfret	\$3,085.67	Bethlehem	\$2,677.39
Hamden	\$4,873.73	Canton	\$4,006.11	Weston	\$3,476.83	Simsbury	\$3,085.67	Morris	\$2,677.39
Branford	\$4,868.04	Killingworth	\$4,003.53	Naugatuck	\$3,462.37	Suffield	\$3,085.67	Columbia	\$2,625.82
New Fairfield	\$4,859.87	New Hartford	\$3,976.92	Deep River	\$3,429.81	West Hartford	\$3,085.67	Canaan	\$2,447.31
New Haven	\$4,850.87	Oxford	\$3,911.41	Farmington	\$3,426.64	Woodstock	\$3,085.67	North Canaan	\$2,447.31
Chester	\$4,841.58	Cromwell	\$3,896.09	Monroe	\$3,417.11	Wethersfield	\$3,083.13	Colebrook	\$2,319.64
Colchester	\$4,840.14	Easton	\$3,883.79	Newtown	\$3,409.92	East Hartford	\$3,080.58	Winchester	\$2,319.64
Lyme	\$4,751.12	Stamford	\$3,860.94	Killingly	\$3,401.49	Newington	\$3,080.58	Mansfield	\$2,282.57
Old Lyme	\$4,751.12	Manchester	\$3,857.07	Plainfield	\$3,401.49	Glastonbury	\$3,079.64	Sharon	\$2,268.77
Middlefield	\$4,683.50	Plainville	\$3,850.72	Sterling	\$3,401.49	Bloomfield	\$3,070.91	Preston	\$2,208.10
Bozrah	\$4,665.91	Ashford	\$3,817.94	Chaplin	\$3,385.64	New Milford	\$3,063.07	Windham	\$1,993.44
Franklin	\$4,665.91	Eastford	\$3,817.94	Hampton	\$3,385.64	Norwich	\$3,059.32	Neighborhoods	
Sprague	\$4,665.91	Wolcott	\$3,817.88	Scotland	\$3,385.64	Griswold	\$3,039.71	New Haven Area3	\$5,637.82
Tolland	\$4,620.87	Redding	\$3,806.64	East Granby	\$3,382.11	Lisbon	\$3,039.71	New Haven Area2	\$4,770.80
Middlebury	\$4,586.38	Westbrook	\$3,803.63	Waterford	\$3,367.33	Voluntown	\$3,039.71	New Haven Area1	\$4,610.74
Wallingford	\$4,561.17	Prospect	\$3,796.54	Hartford	\$3,342.85	Lebanon	\$3,026.46	Stamford Area2	\$4,271.40
Brookfield	\$4,558.38	Hebron	\$3,782.83	Essex	\$3,333.88	Enfield	\$3,025.02	Bridgeport Area3	\$4,205.34
Salem	\$4,537.54	Rocky Hill	\$3,781.28	Southbury	\$3,333.88	Stonington	\$3,012.93	Stamford Area1	\$4,044.23
Ellington	\$4,437.69	Fairfield	\$3,770.93	Woodbury	\$3,333.88	Southington	\$2,970.70	Hartford Area1	\$3,838.10
Stratford	\$4,395.05	Plymouth	\$3,743.56	Windsor	\$3,332.30	Litchfield	\$2,948.27	Hartford Area2	\$3,631.77
Trumbull	\$4,372.51	North Stonington	\$3,743.43	Bethel	\$3,318.13	Montville	\$2,919.32	Stamford Area3	\$3,510.83
Marlborough	\$4,358.91	Barkhamsted	\$3,724.78	New London	\$3,299.45	Bridgewater	\$2,905.32	Bridgeport Area1	\$3,498.02
Avon	\$4,342.49	Hartland	\$3,724.78	Cornwall	\$3,298.50	Roxbury	\$2,905.32	Hartford Area3	\$3,085.67
Ledyard	\$4,332.00	Wilton	\$3,699.45	Warren	\$3,298.50	East Windsor	\$2,904.81	Bridgeport Area2	\$2,974.04
Haddam	\$4,324.53	Milford	\$3,699.22	Watertown	\$3,294.95	Salisbury	\$2,899.75		
Sherman	\$4,312.16	Westport	\$3,693.57	East Hampton	\$3,277.19	Goshen	\$2,885.27	Questions ? Beth.Dugan@umb.edu	
Beacon Falls	\$4,289.98	Thompson	\$3,688.68	Clinton	\$3,275.30	Norfolk	\$2,885.27	https://healthyaingqngdatereports.org	